

US00D501671S

(12) **United States Design Patent** (10) **Patent No.:** **US D501,671 S**  
**Bayer** (45) **Date of Patent:** **\*\* Feb. 8, 2005**

(54) **FAUCET**

(75) Inventor: **Michelle E. Bayer**, Benton Harbor, MI (US)

(73) Assignee: **Kohler Co.**, Kohler, WI (US)

(\*\*) Term: **14 Years**

(21) Appl. No.: **29/179,527**

(22) Filed: **Apr. 10, 2003**

(51) **LOC (7) Cl.** ..... **23-01**

(52) **U.S. Cl.** ..... **D23/238**

(58) **Field of Search** ..... D23/250–257;  
4/671–678; 137/801

(56) **References Cited**

**U.S. PATENT DOCUMENTS**

D413,160 S \* 8/1999 Lord ..... D23/238  
D432,635 S \* 10/2000 Spangler ..... D23/255  
D476,396 S \* 6/2003 Hanna ..... D23/238

**OTHER PUBLICATIONS**

2001 Kohler catalog ad, p. 3.10, showing a “Coralais” faucet.

2001 Kohler catalog ad, p. 3.7, showing a “Fairfax” faucet.  
Undated Dornbracht catalog ad showing a wall-mounted lever handle, admitted prior art.

Co-pending U.S. Appl. No. 29/174,476 filed Jan. 17, 2003.  
Co-pending U.S. Appl. No. 29/174,523 filed Jan. 20, 2003.

\* cited by examiner

*Primary Examiner*—Louis S. Zarfes

*Assistant Examiner*—Gregory Andoll

(74) *Attorney, Agent, or Firm*—Quarles & Brady LLP

(57) **CLAIM**

The ornamental design for a faucet, as shown and described.

**DESCRIPTION**

In a preferred embodiment, the nature of this product is as a plumbing fixture primarily useful for washing various objects and in the form of a combined faucet body/handle, a faucet body, or a handle.

FIG. 1 is a right, top, front perspective view of a faucet body embodying my new design;

FIG. 2 is a right side elevational view thereof, the left side elevational view thereof being a mirror image of the right side shown;

FIG. 3 is a top plan view thereof;

FIG. 4 is a front elevational view thereof;

FIG. 5 is a rear elevational view thereof; and,

FIG. 6 is a bottom plan view thereof.

The broken line representation of wall structure in FIGS. 1, 3, and 6 is for the purpose of illustration only, and forms no part of the claimed design.

**1 Claim, 2 Drawing Sheets**

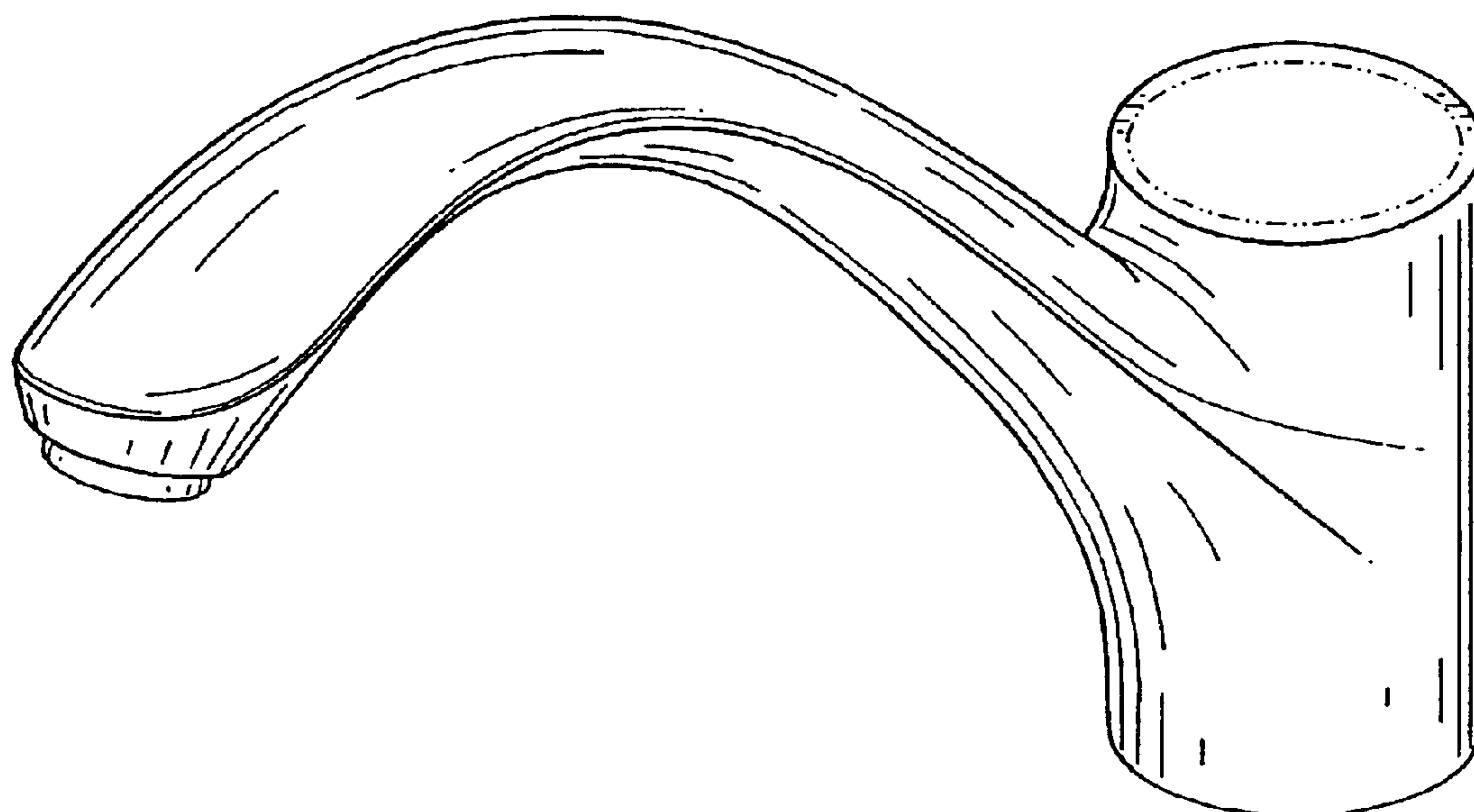


FIG. 1

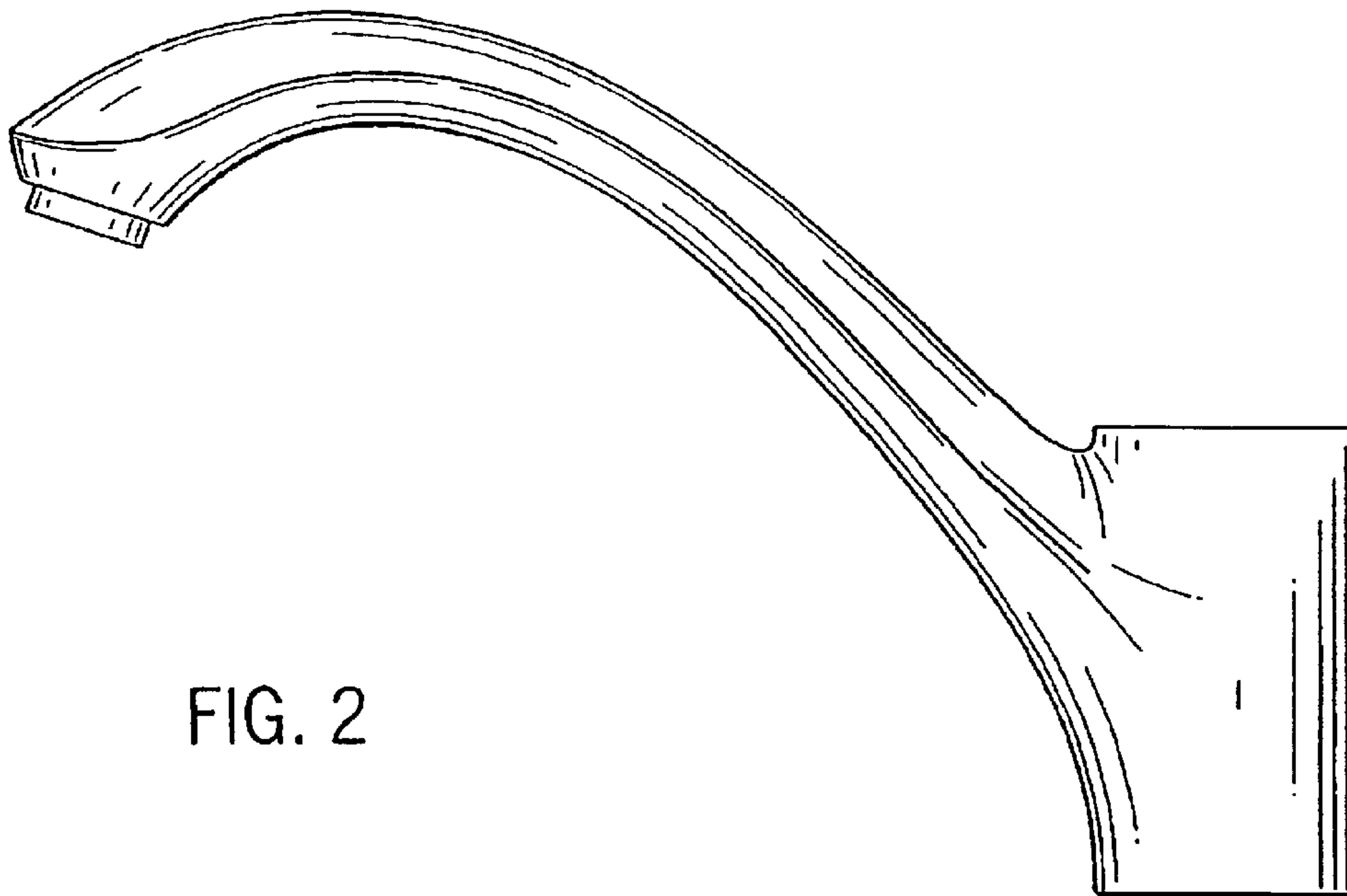
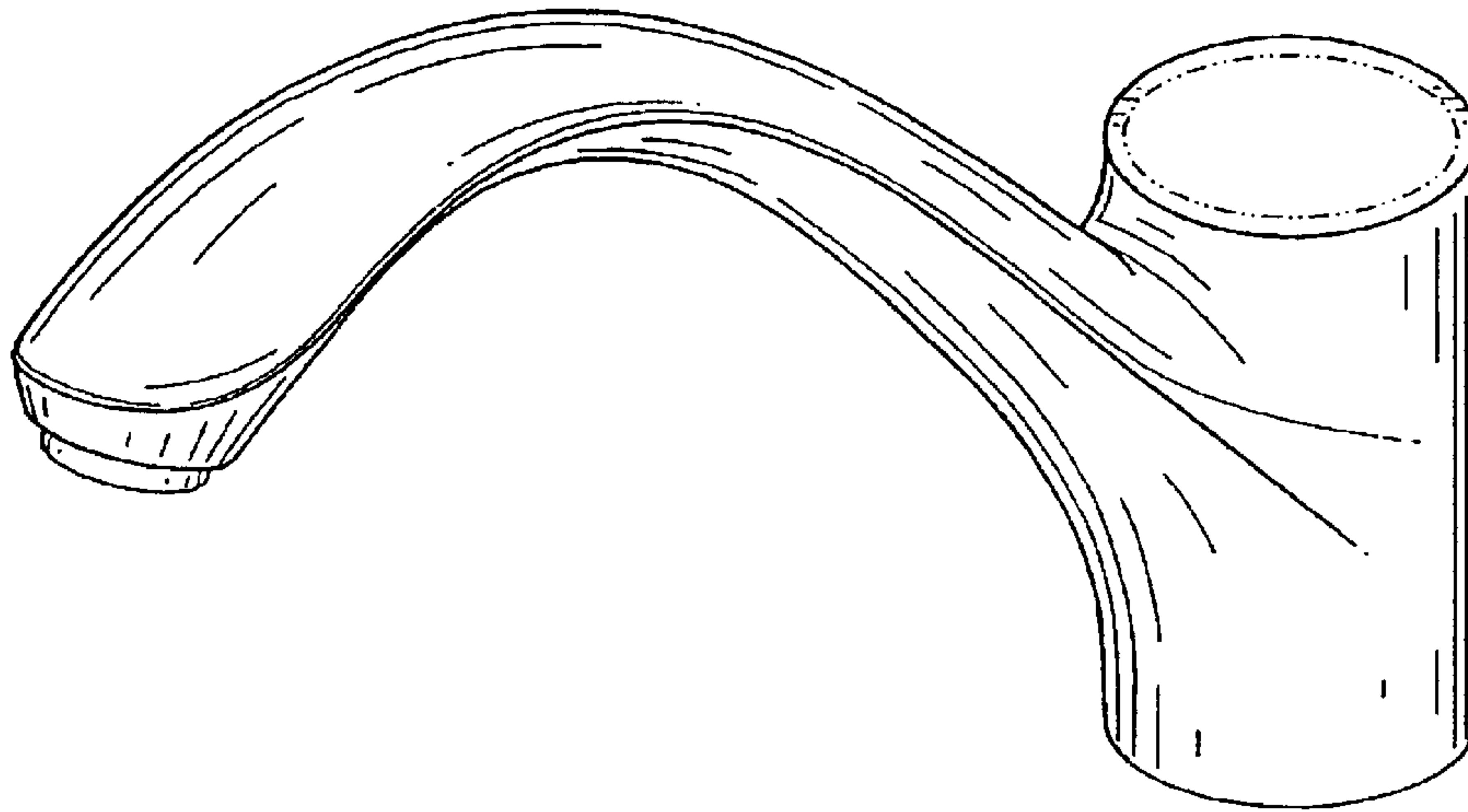


FIG. 2




FIG. 3

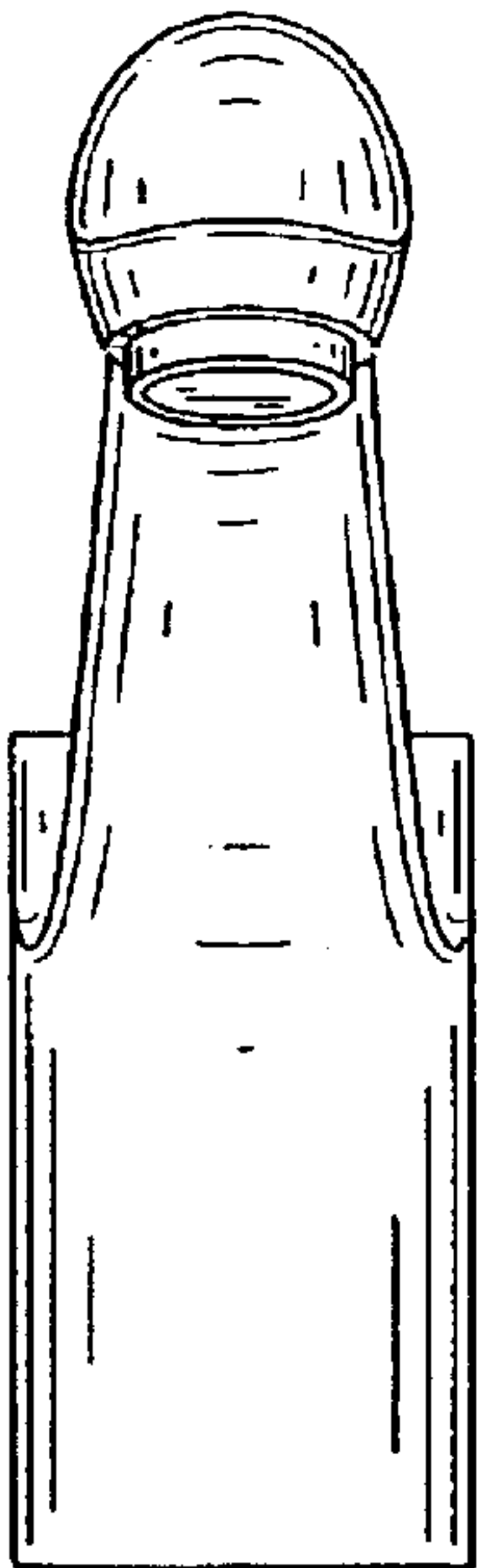


FIG. 4

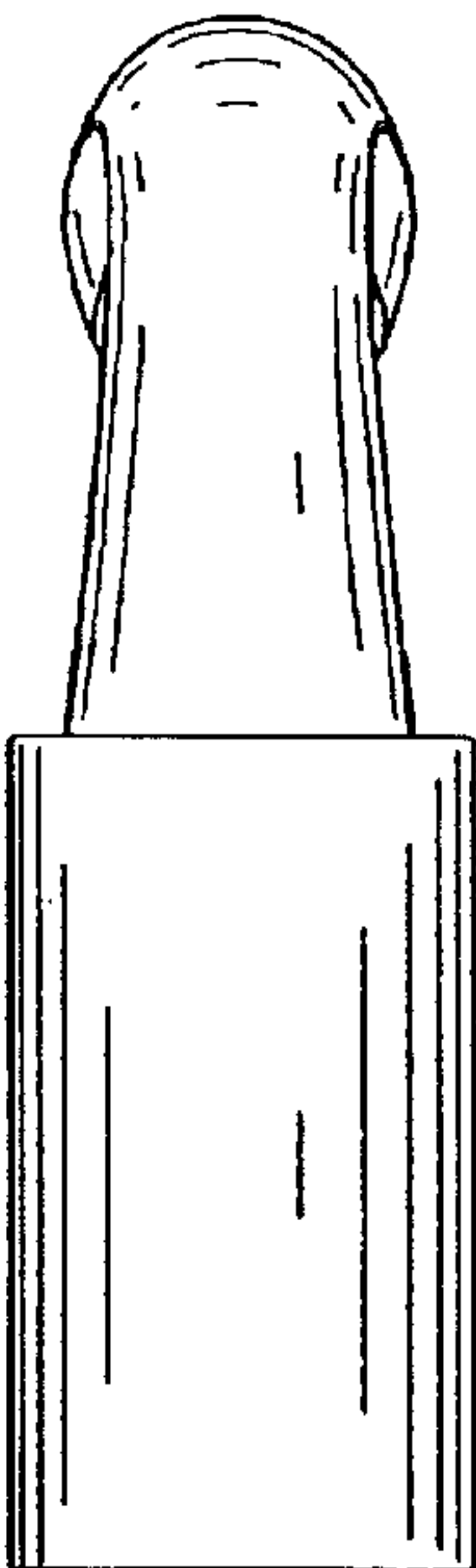


FIG. 5




FIG. 6