

US00D501670S

(12) **United States Design Patent** (10) **Patent No.:** **US D501,670 S**
Landi, Jr. (45) **Date of Patent:** **** Feb. 8, 2005**

(54) **WATER FLOAT**

(75) Inventor: **Frank J. Landi, Jr.**, Millburn, NJ (US)

(73) Assignee: **Natural Science Industries, Ltd.**,
Farmingdale, NY (US)

(**) Term: **14 Years**

(21) Appl. No.: **29/204,325**

(22) Filed: **Apr. 27, 2004**

(51) **LOC (7) Cl.** **21-02**

(52) **U.S. Cl.** **D21/803**

(58) **Field of Search** D21/803, 801,
D21/804, 808; D25/120-122, 164; 441/129,
132, 136, 88

(56) **References Cited**

U.S. PATENT DOCUMENTS

414,090	A	*	10/1889	Taylor	72/468
5,009,413	A	*	4/1991	Allen	472/128
6,027,393	A	*	2/2000	O'Rourke	446/153
6,132,276	A	*	10/2000	Leemon	441/129
D484,252	S	*	12/2003	Hughes et al.	D25/126
6,790,112	B2	*	9/2004	Kirk	441/129

OTHER PUBLICATIONS

S&S Discount Sports, 2002, p. 138 "Wacky Noodles" water floats, [retrieved on Sep. 20, 2004]. <URL:www.ssw.com>.*

Flaghouse, Summer, 2002, p. 226, "Water Noodle" pool floats, [retrieved on Sep. 20, 2004]. <URL:www.flaghouse.com>.*

Gopher, Spring, 2003, p. 165, "Wacky Noodle" pool floats. {retrieved on Sep. 20, 2004}. <URL:www.gophersport.com>.*

* cited by examiner

Primary Examiner—Lucy Lieberman

(74) *Attorney, Agent, or Firm*—Schweitzer Corman Gross & Bondell LLP

(57) **CLAIM**

The ornamental design for a water float, as shown and described.

DESCRIPTION

FIG. 1 is a front and left side perspective view of a water float showing my new design;

FIG. 2 is a top plan view thereof;

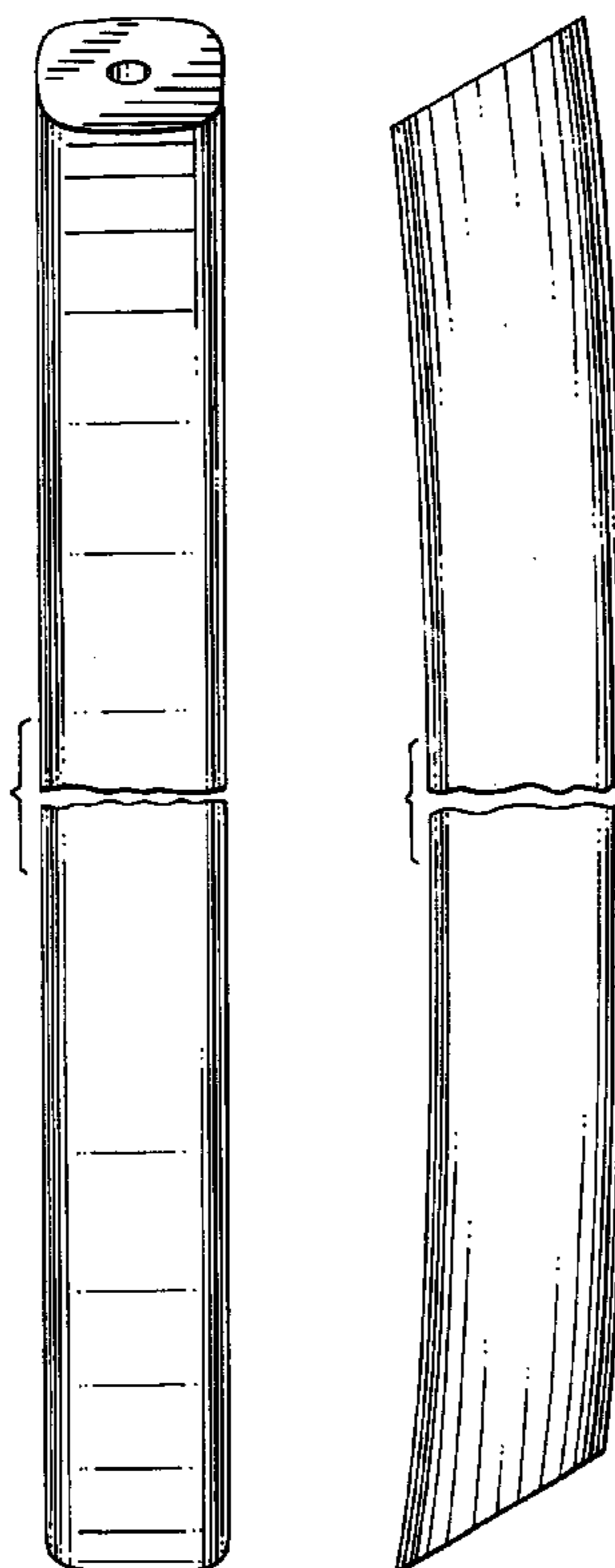
FIG. 3 is a front elevation of the water float with the central portion shown broken away for ease of illustration;

FIG. 4 is a right side elevation of the water float with the central portion shown broken away for ease of illustration, the left side elevation is a mirror image thereto; and,

FIG. 5 is a rear elevation of the water float with the central portion shown broken away for ease of illustration.

FIGS. 2 through 5 are shown on a larger scale than FIG. 1.

1 Claim, 2 Drawing Sheets



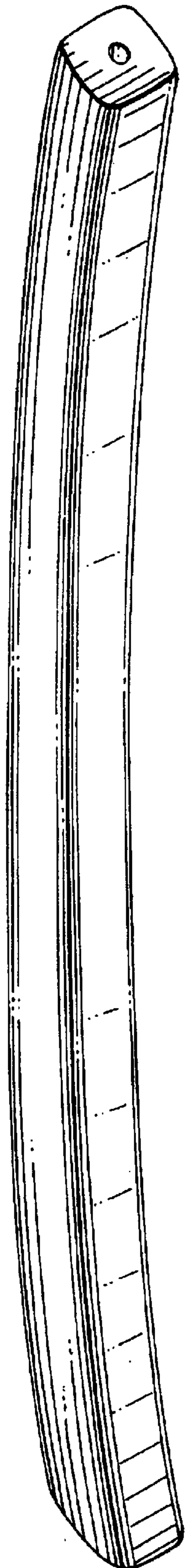


FIG. 1

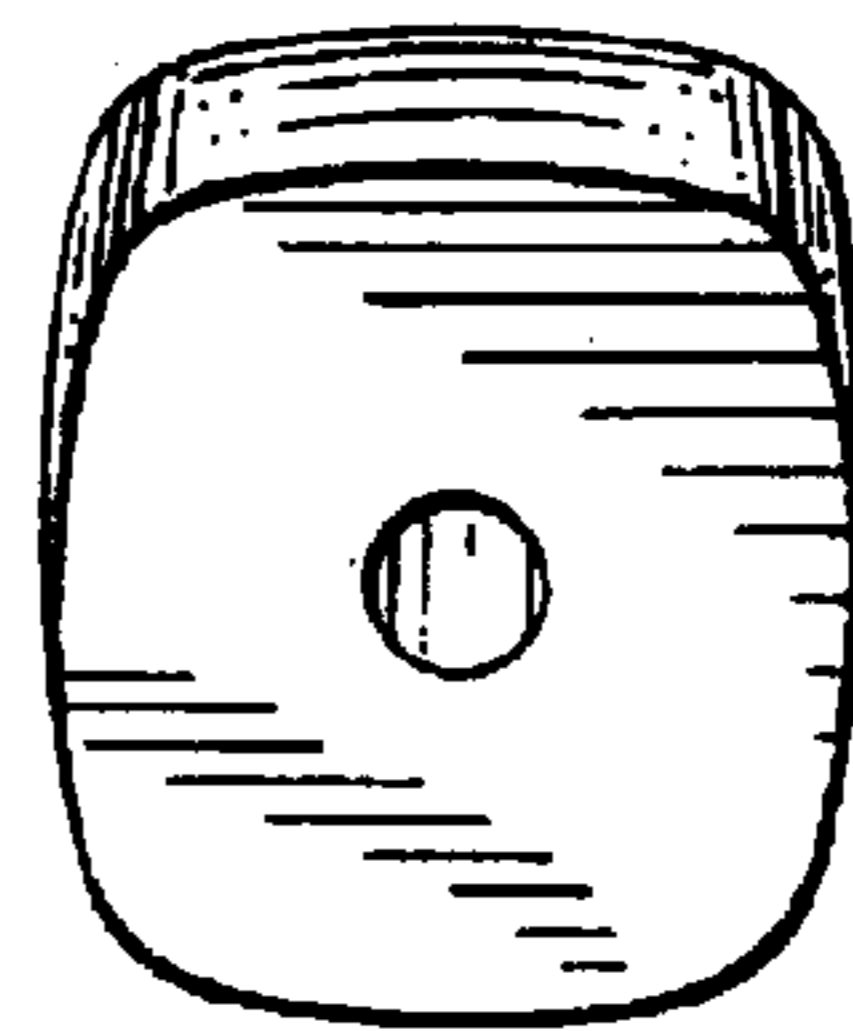


FIG. 2

FIG. 3

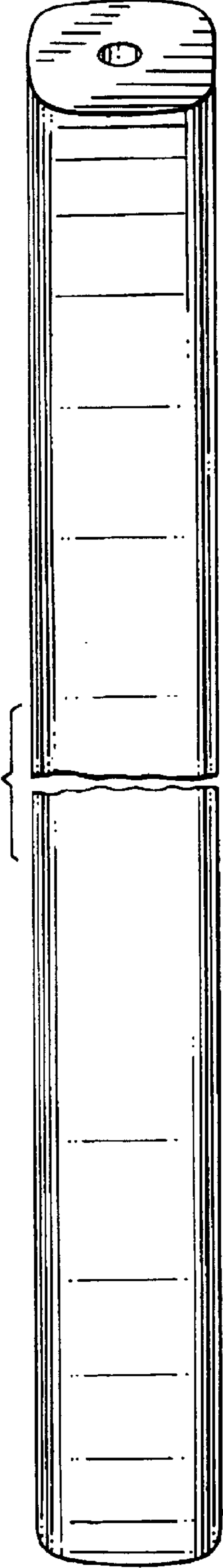


FIG. 4

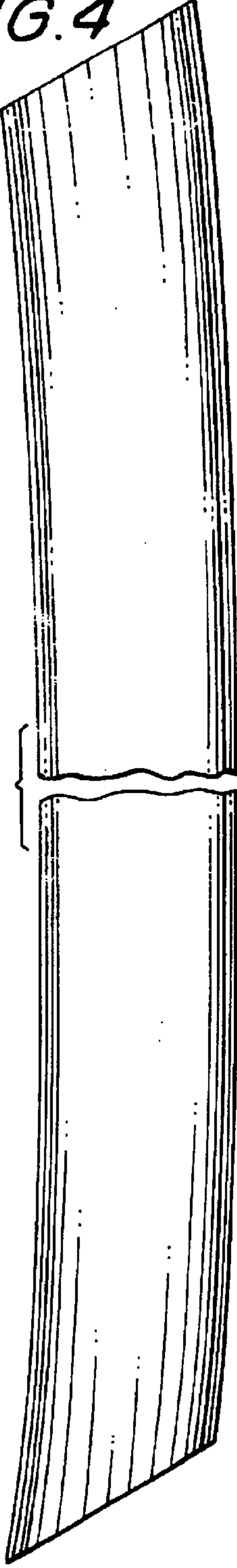


FIG. 5

