

US00D501665S

(12) **United States Design Patent**
Yip et al.

(10) **Patent No.:** **US D501,665 S**
(45) **Date of Patent:** **** Feb. 8, 2005**

(54) **MAGNIFIER**

D428,032 S * 7/2000 Lee D16/135
D440,243 S 4/2001 Jacquet
D495,726 S 9/2003 Yip et al.

(75) Inventors: **Gin Fai Yip**, North Point (HK); **Bryan Yip**, Kowloon (HK)

* cited by examiner

(73) Assignee: **Leading Extreme Optimist Industries, Ltd.**, Chai Wan (HK)

Primary Examiner—Paula A. Greene

(74) *Attorney, Agent, or Firm*—Carmody & Torrance LLP

(**) Term: **14 Years**

(57) **CLAIM**

(21) Appl. No.: **29/197,014**

The ornamental design for a magnifier, as shown and described.

(22) Filed: **Jan. 8, 2004**

DESCRIPTION

(51) **LOC (7) Cl.** **16-06**

(52) **U.S. Cl.** **D16/135**

(58) **Field of Search** D16/130, 135;
359/802, 803, 805, 808, 809, 810, 816,
812; D26/38, 51; D6/300, 309

FIG. 1 is a perspective view of a magnifier showing our new design;

FIG. 2 is a top plan view thereof;

FIG. 3 is a right side elevational view thereof;

FIG. 4 is a left side elevational view thereof;

FIG. 5 is a bottom plan view thereof;

FIG. 6 is a first end elevational view thereof; and,

FIG. 7 is a second end elevational view thereof.

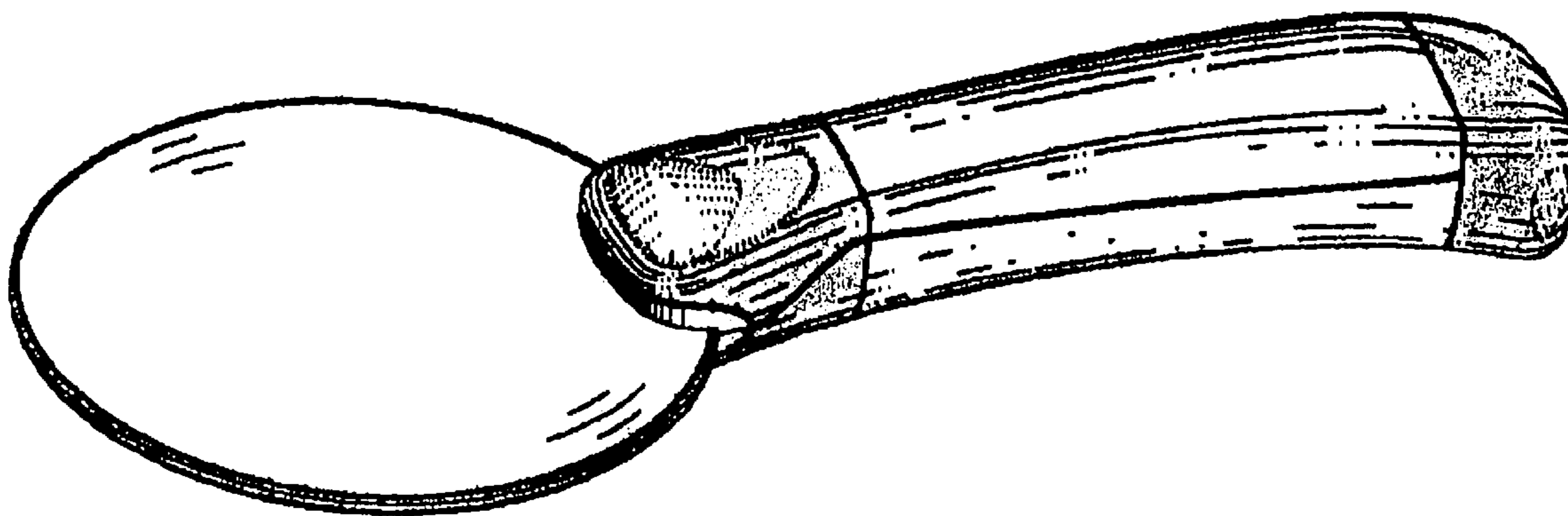
The dotted showings are environmental only and form no part of the claimed design. Additionally, the shading is intended to illustrate a contrast in color and/or material used to construct and illustrate the claimed invention.

(56) **References Cited**

U.S. PATENT DOCUMENTS

1,141,225 A	6/1915	Wells	
2,322,441 A	6/1943	Holliday	
D324,060 S	* 2/1992	Huang D16/135
D333,313 S	* 2/1993	Hornschu et al. D16/135
D394,073 S	* 5/1998	Hennessy et al. D16/135
D395,907 S	* 7/1998	Calello D16/135

1 Claim, 5 Drawing Sheets



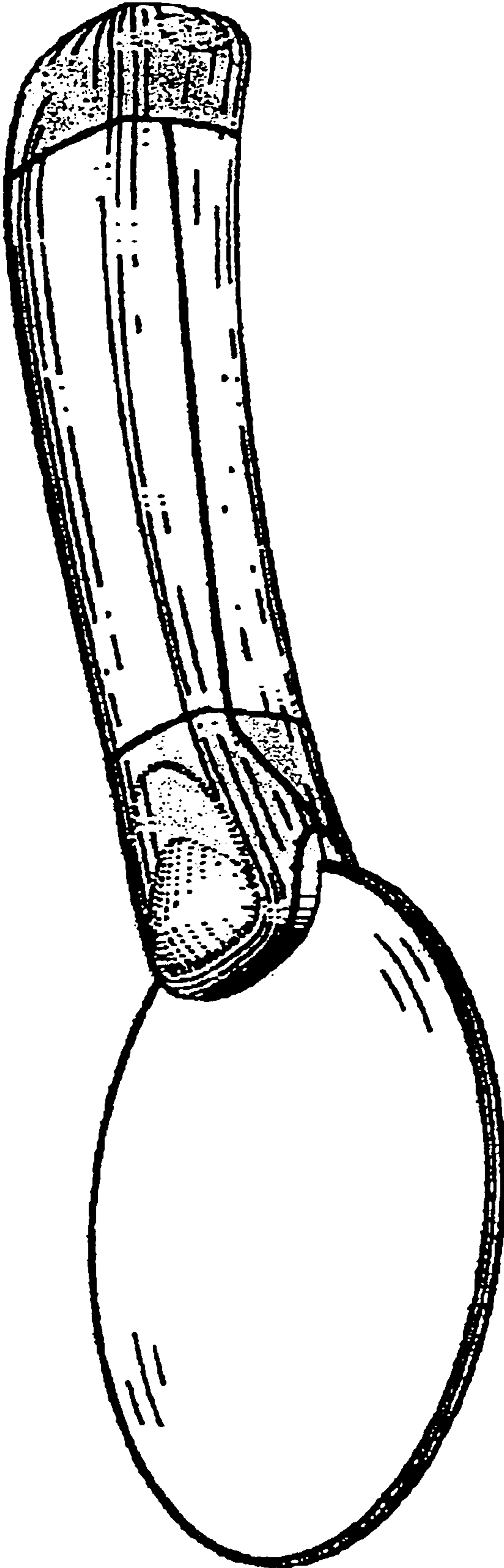


FIG. 1

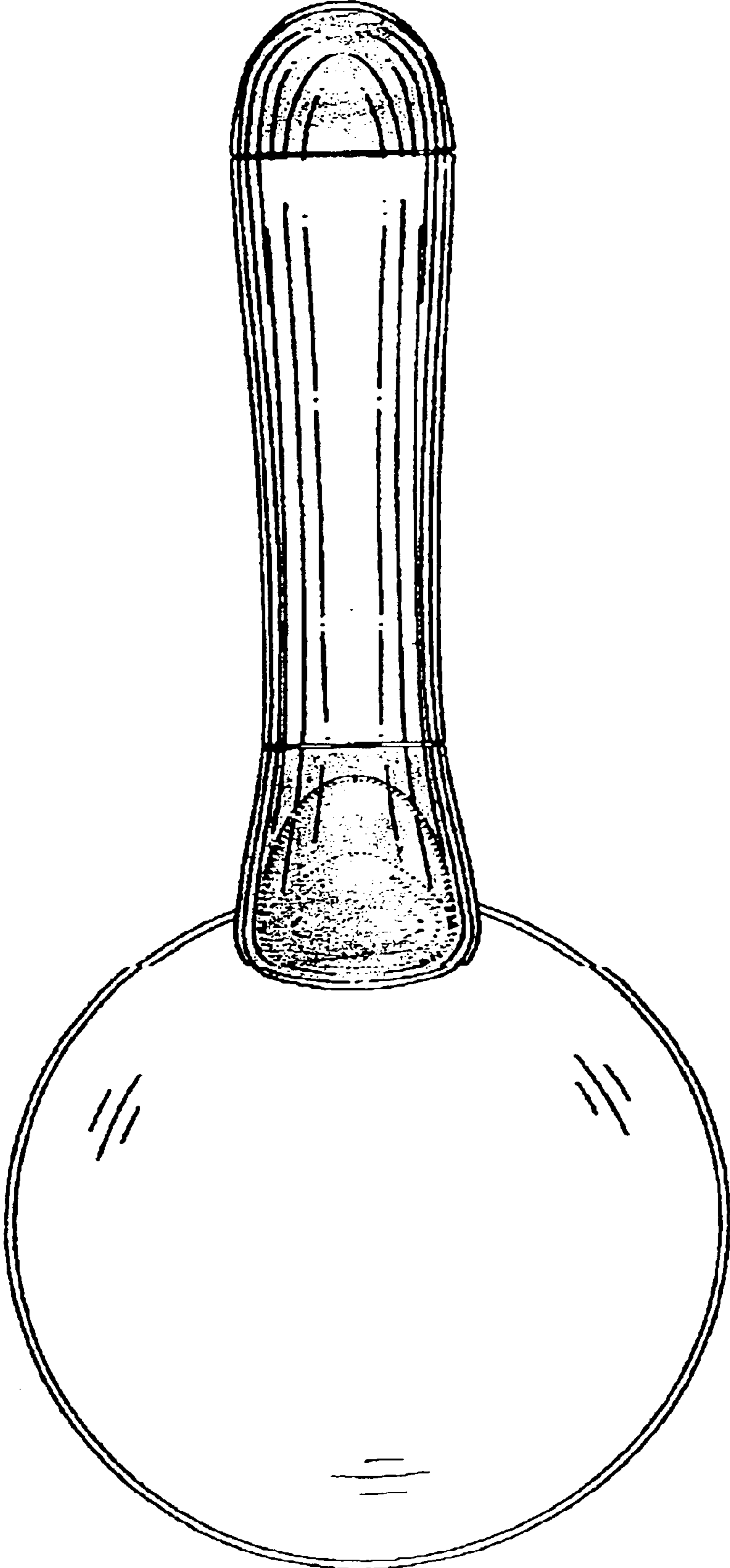


FIG. 2

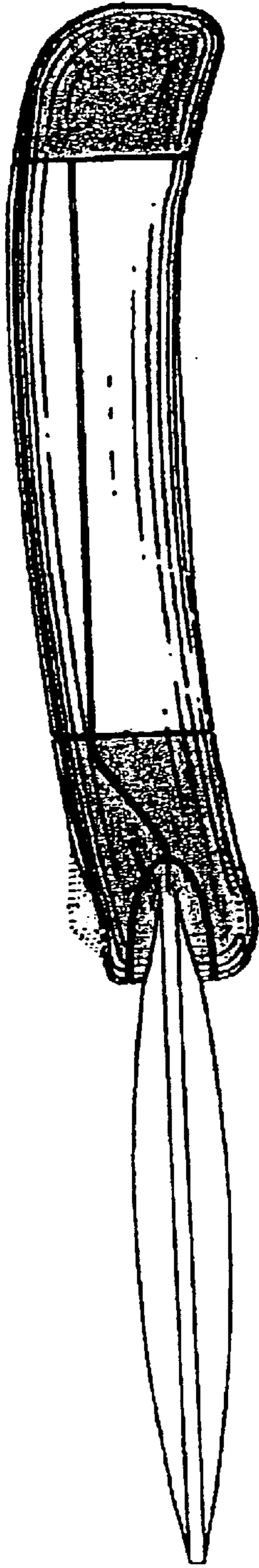


FIG. 3

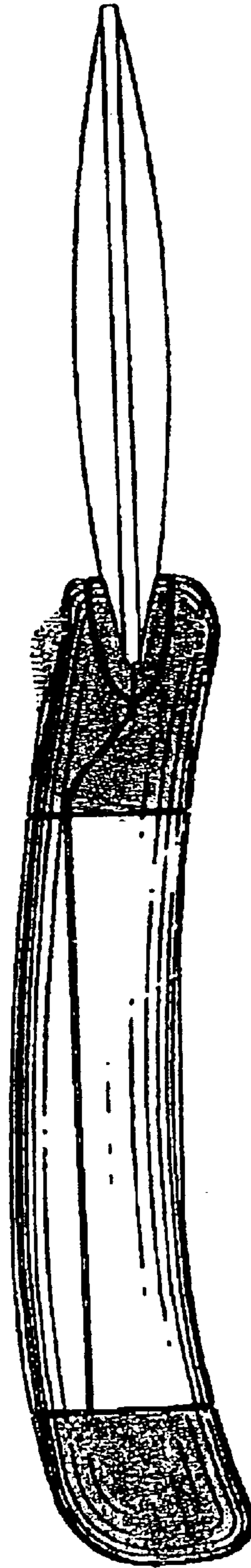


FIG. 4

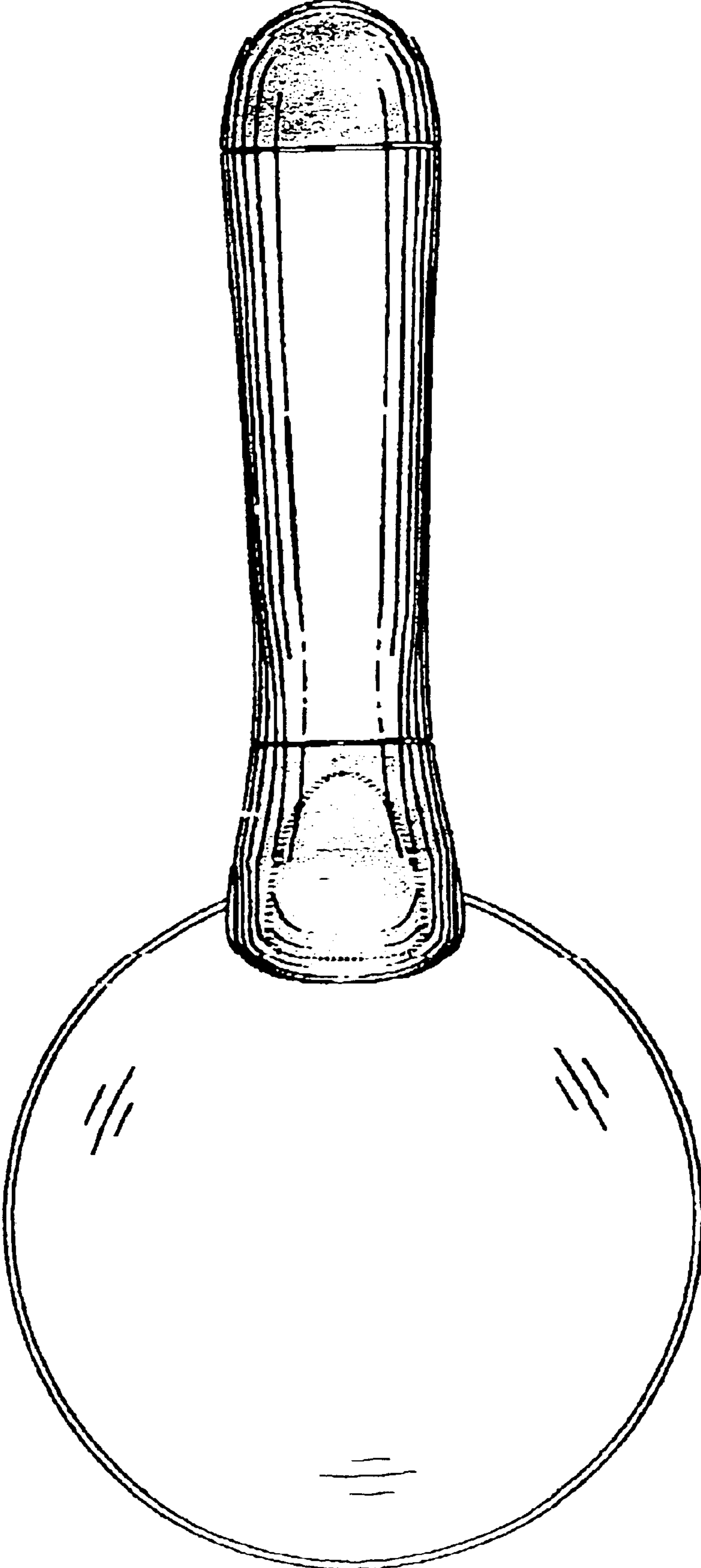


FIG. 5

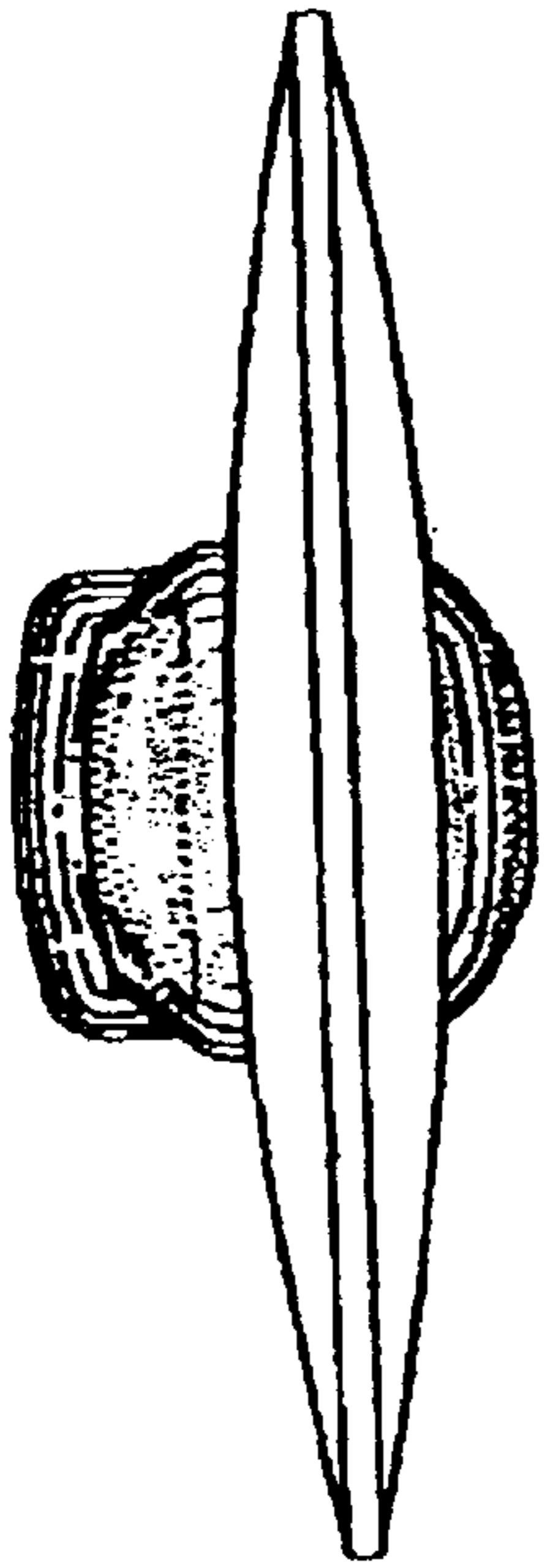


FIG. 6



FIG. 7