

US00D501647S

(12) **United States Design Patent**
Otto et al.

(10) **Patent No.: US D501,647 S**
(45) **Date of Patent: ** Feb. 8, 2005**

(54) **REAR BUMPER TO AN AUTOMOBILE**

(75) Inventors: **Henrik Otto**, Göteborg (SE); **Fedde Talsma**, Rotterdam (NL); **Alsed Briscoe**, Göteborg (SE)

(73) Assignee: **Ford Global Technologies, LLC.**, Dearborn, MI (US)

(**) Term: **14 Years**

(21) Appl. No.: **29/197,771**

(22) Filed: **Jan. 21, 2004**

(30) **Foreign Application Priority Data**

Jul. 25, 2003 (SE) 03-0700

(51) **LOC (7) Cl.** **12-16**

(52) **U.S. Cl.** **D12/169**

(58) **Field of Search** D12/169, 196,
D12/190, 90-92, 171; 296/180.1, 180.2;
293/102, 113, 115, 120

(56) **References Cited**

U.S. PATENT DOCUMENTS

D460,030 S * 7/2002 Duckett et al. D12/169

D467,528 S * 12/2002 Murkett D12/169
D468,674 S * 1/2003 Laster et al. D12/196
D477,258 S * 7/2003 Hayashi D12/169
D490,756 S * 6/2004 Velazco D12/169
D493,752 S * 8/2004 Kneefel et al. D12/169

* cited by examiner

Primary Examiner—Melody N. Brown

(74) *Attorney, Agent, or Firm*—Albihns Stockholm AB


(57) **CLAIM**

The ornamental design for a rear bumper to an automobile, as shown and described.

DESCRIPTION

FIG. 1 is a front elevational view of a rear bumper to an automobile, according to our new design;
FIG. 2 is a rear elevational view thereof;
FIG. 3 is a top view thereof, looking directly down;
FIG. 4 is a bottom view thereof, looking directly up;
FIG. 5 is a right side elevational view thereof, the opposite side thereof is identical thereto;
FIG. 6 is a right side perspective view thereof; and,
FIG. 7 is a left side perspective view thereof.

1 Claim, 7 Drawing Sheets



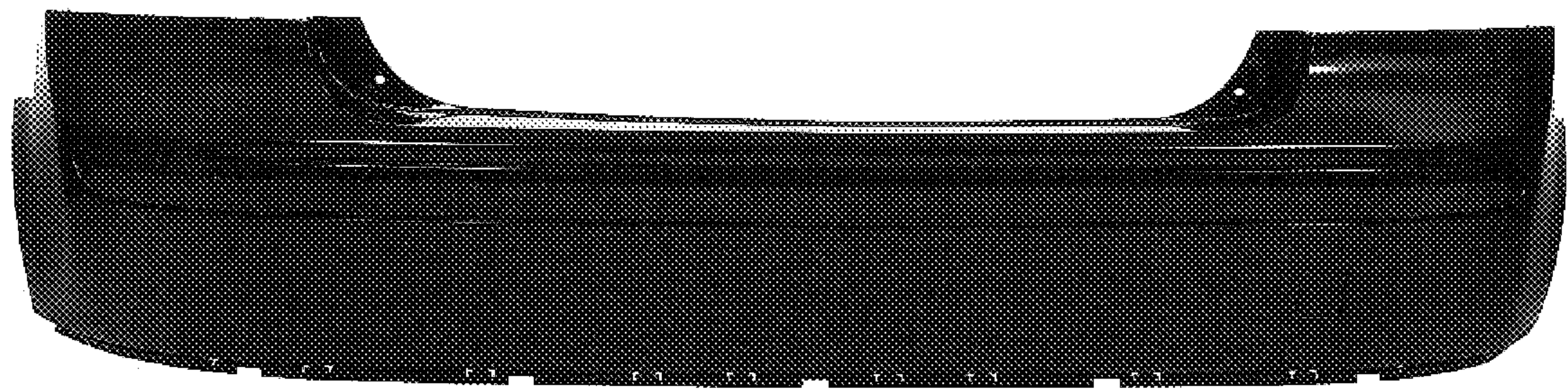


FIG. 1




FIG.2




FIG.3

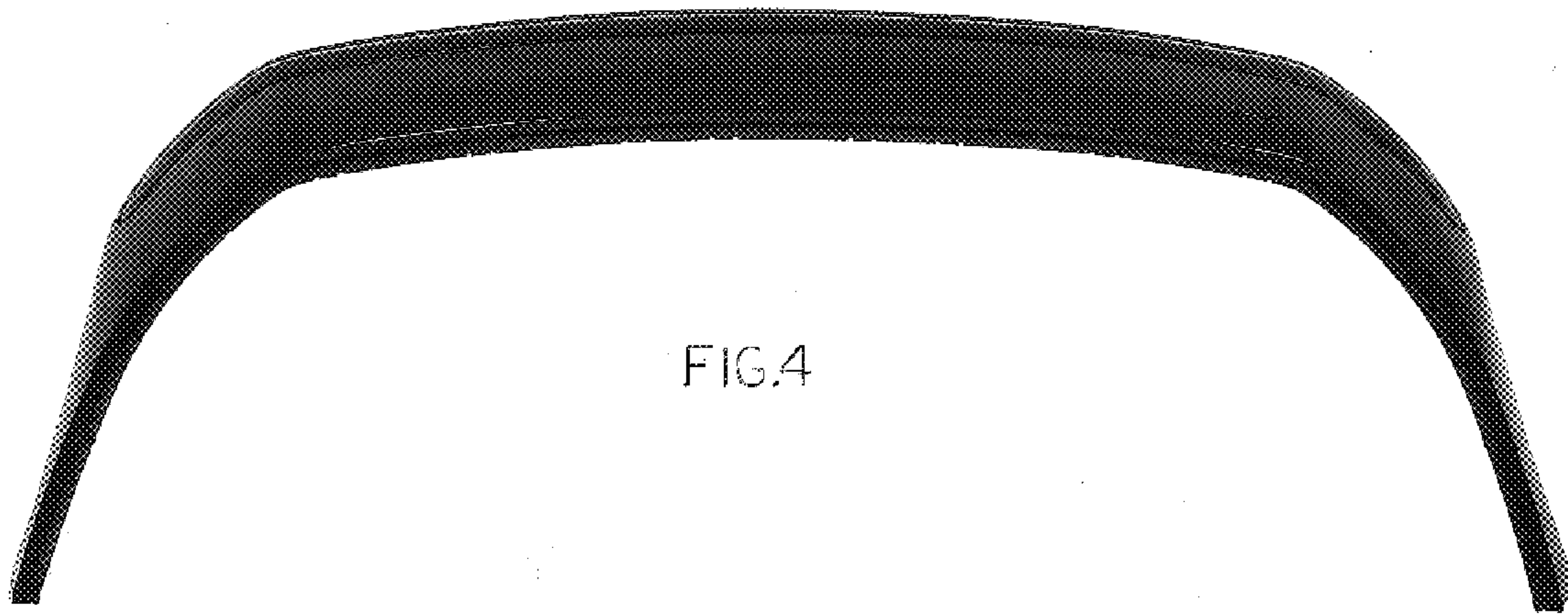


FIG.4




FIG.5




FIG.6




FIG. 7