

US00D501637S

(12) **United States Design Patent**  
**Ferguson et al.**

(10) **Patent No.: US D501,637 S**

(45) **Date of Patent: \*\* Feb. 8, 2005**

(54) **CONTAINER**

(75) Inventors: **Gary Ferguson**, Tallmadge, OH (US);  
**James J. Miller**, Barberton, OH (US)

(73) Assignee: **Plastipak Packaging, Inc.**, Plymouth,  
MI (US)

(\*\*) Term: **14 Years**

(21) Appl. No.: **29/165,037**

(22) Filed: **Aug. 2, 2002**

(51) **LOC (7) Cl.** ..... **09-01**

(52) **U.S. Cl.** ..... **D9/563; D9/575**

(58) **Field of Search** ..... D9/516, 522, 523,  
D9/526, 530, 542, 543, 549, 558, 550,  
563, 571, 572, 573, 574, 575; 215/382-384,  
396, 398, 400; 222/376

(56) **References Cited**

**U.S. PATENT DOCUMENTS**

- D233,414 S \* 10/1974 Avolio ..... D9/523
- D265,887 S \* 8/1982 Weckman ..... D9/523
- D302,522 S \* 8/1989 Charboneau et al. .... D9/523
- D314,703 S \* 2/1991 Segati ..... D9/523
- D321,315 S \* 11/1991 Halm et al. .... D9/300
- D347,579 S \* 6/1994 Hann et al. .... D9/572
- D356,262 S \* 3/1995 Lathrop et al. .... D9/523
- D387,673 S \* 12/1997 Crawford ..... D9/575
- D397,038 S \* 8/1998 Estrin et al. .... D9/523
- D419,455 S \* 1/2000 Macauley et al. .... D9/575

- D446,121 S \* 8/2001 Maddy ..... D9/500
- 6,293,441 B1 \* 9/2001 Tasaki et al. .... 222/376

\* cited by examiner

*Primary Examiner*—Carol Rademaker

(74) *Attorney, Agent, or Firm*—Honigman Miller Schwartz  
and Cohn LLP

(57) **CLAIM**

The ornamental design for a container, as shown and  
described.

**DESCRIPTION**

FIG. 1 is a top, front, and left perspective view of a first  
embodiment of a container;

FIG. 2 is a left side elevational view thereof, the right side  
of the container being a mirror image of the left side;

FIG. 3 is a front elevational view thereof;

FIG. 4 is a rear elevational view thereof;

FIG. 5 is a top, front, and left perspective view of a  
transparent second embodiment of the container;

FIG. 6 is a left side elevational view thereof, the right side  
of the container being a mirror image of the left side;

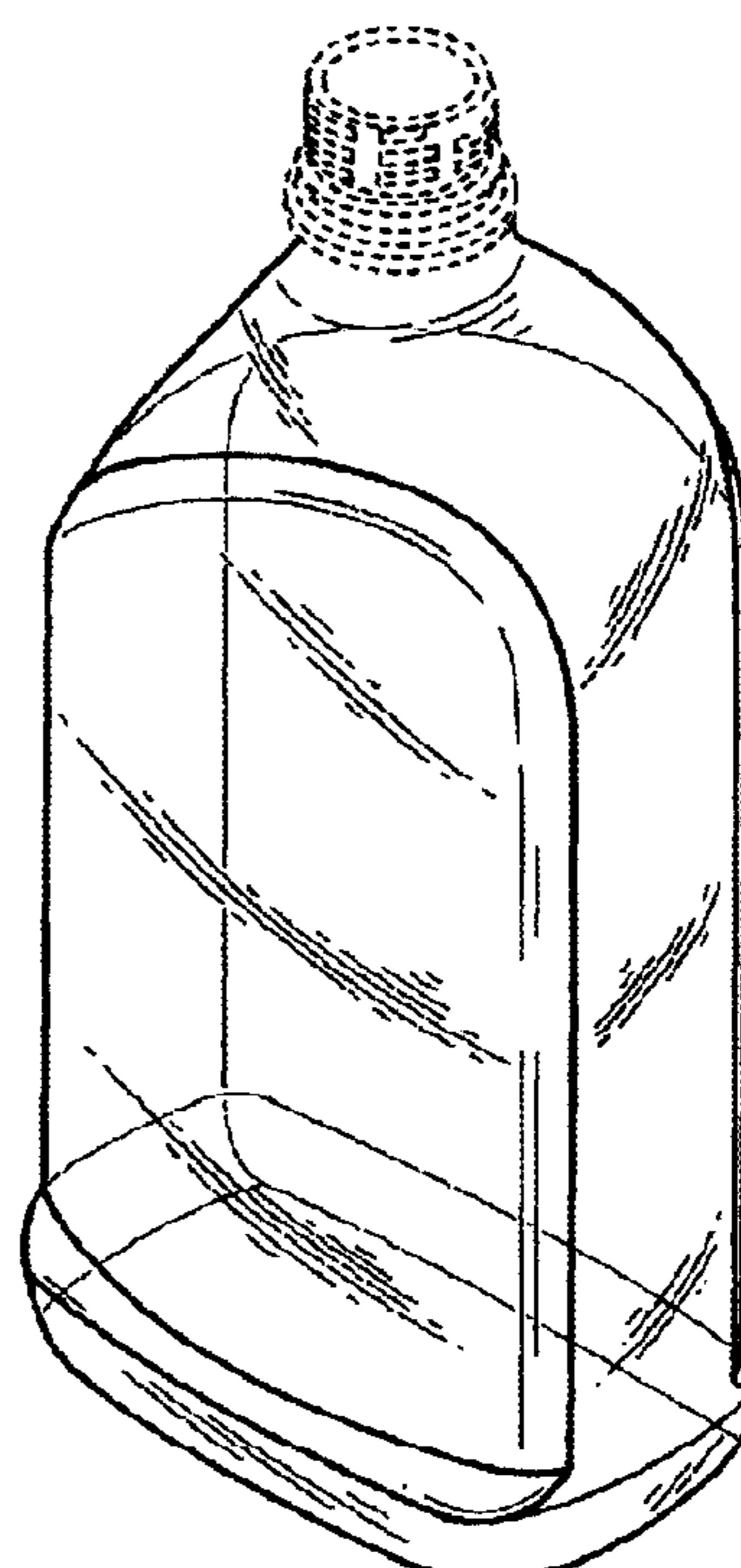

FIG. 7 is a front elevational view thereof; and,


FIG. 8 is a rear elevational view thereof.

The broken lines shown in the drawings are for illustrative  
purposes only and form no part of the claimed design.

The bottom of the container is not a part of the claimed  
design.

**1 Claim, 4 Drawing Sheets**





*FIG. 1*




FIG. 4




FIG. 2

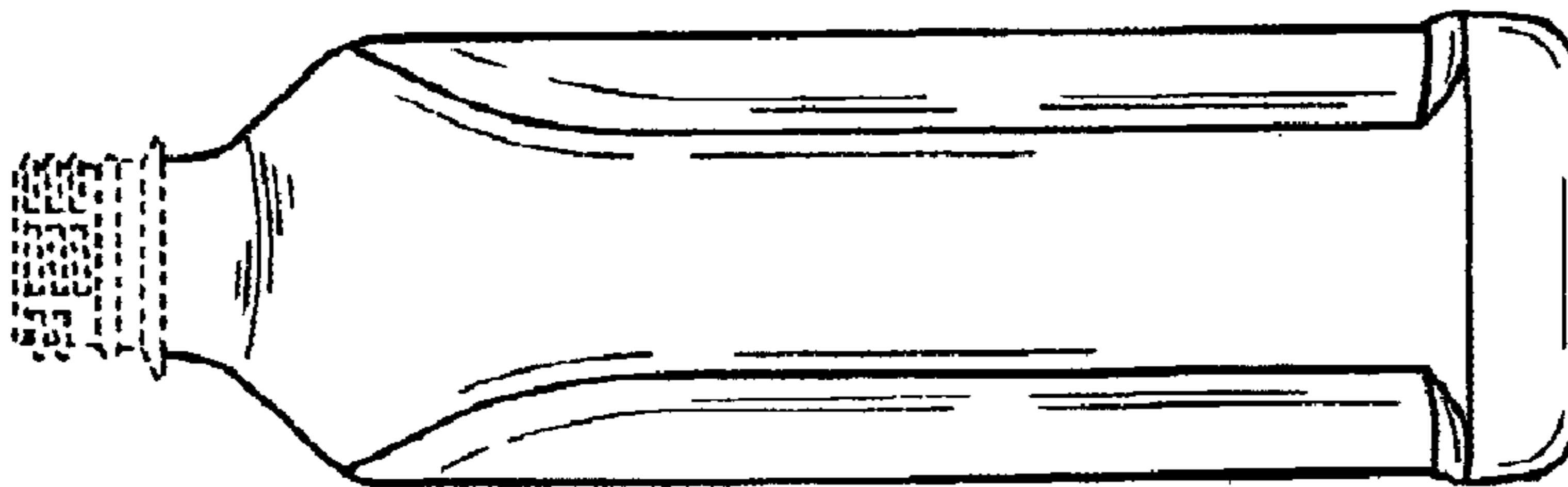
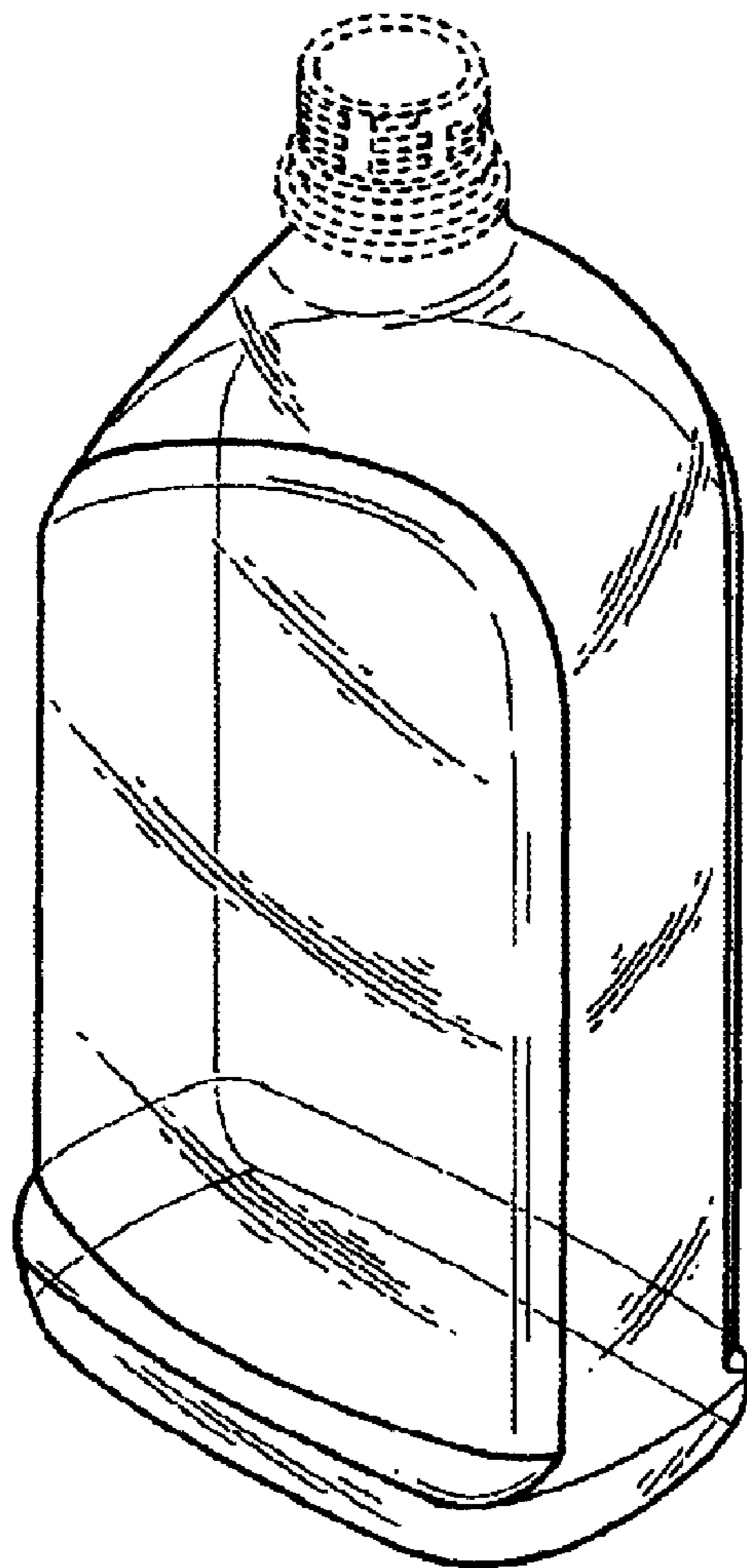


FIG. 3



*FIG. 5*

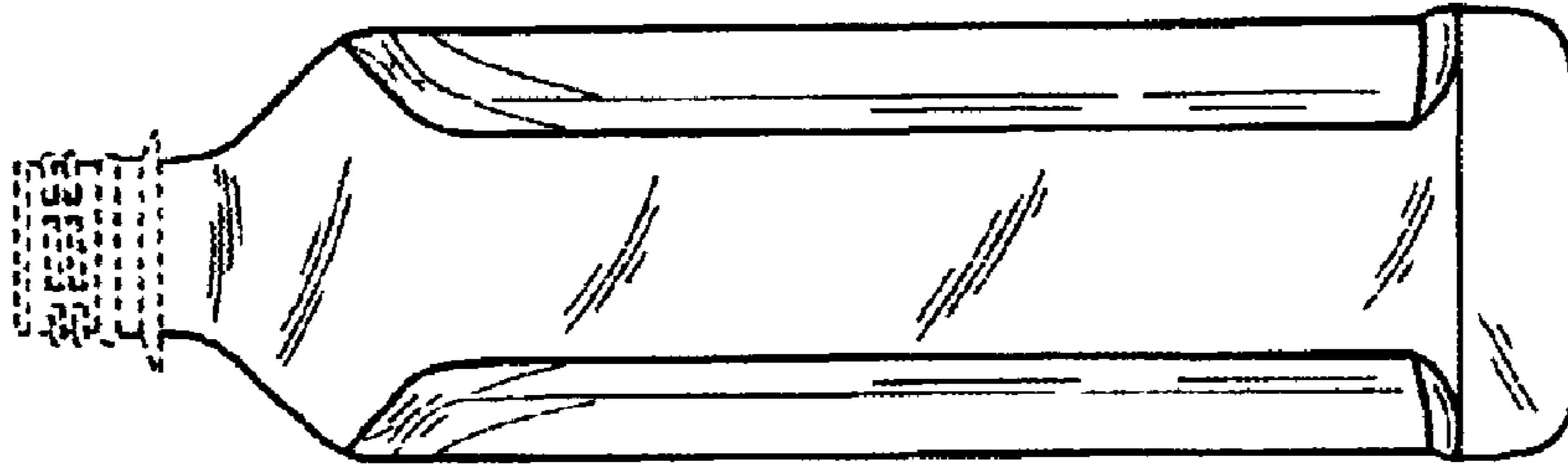


FIG. 8

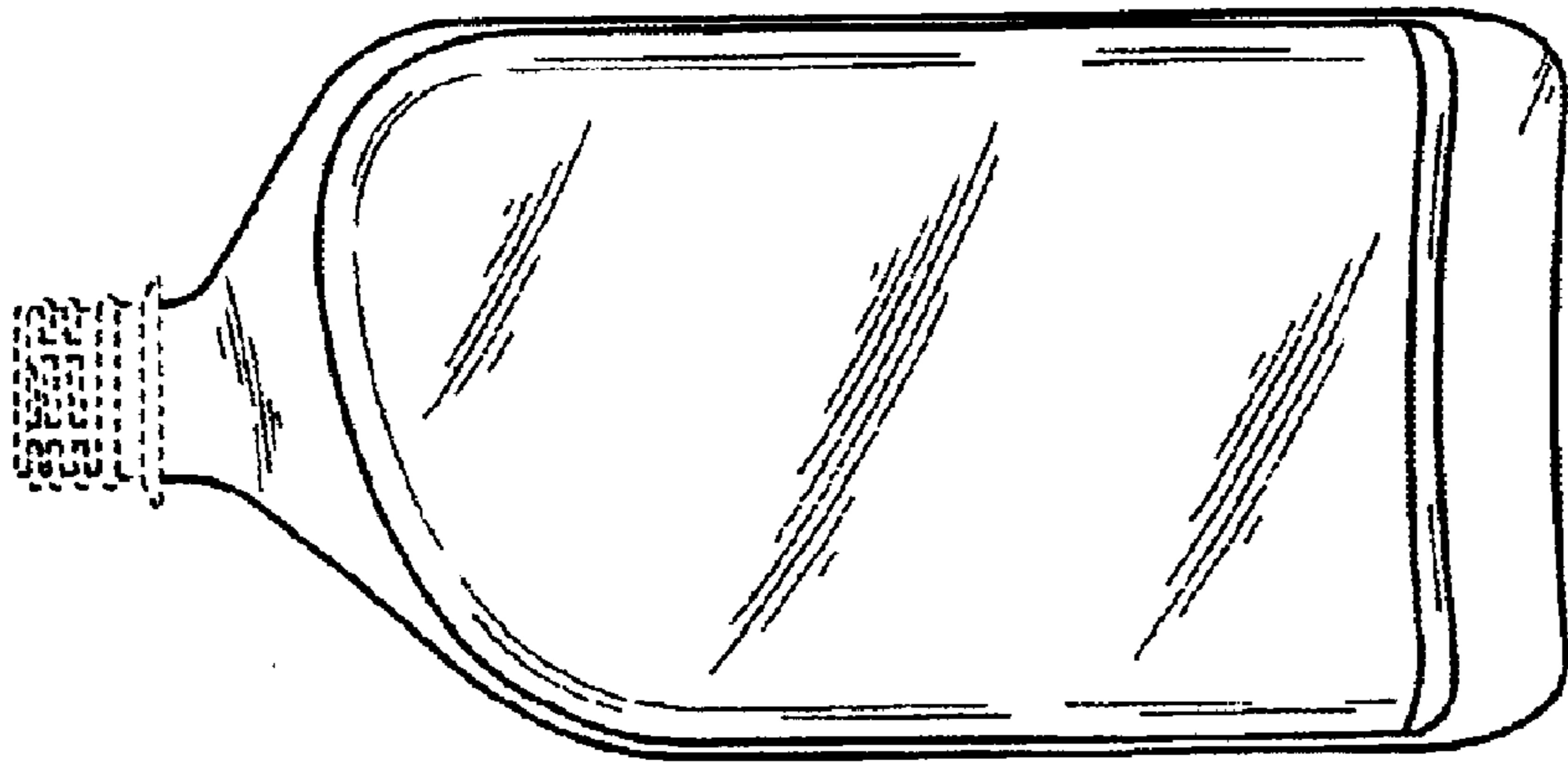


FIG. 6

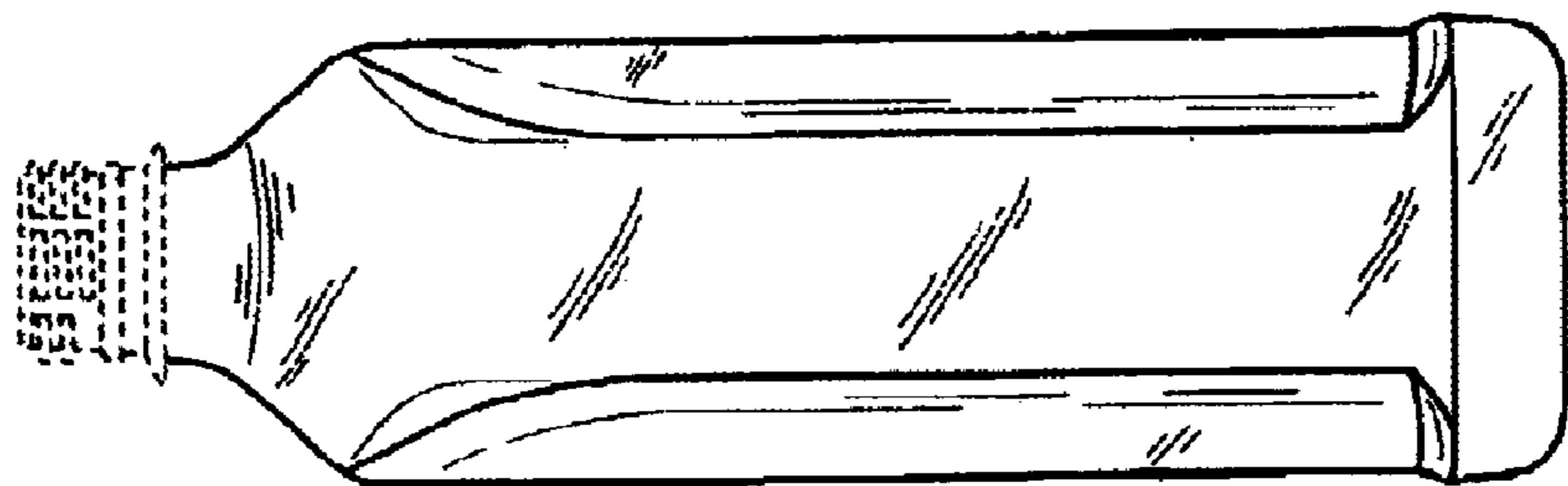


FIG. 7