

US00D501635S

(12) **United States Design Patent**
Crawford

(10) **Patent No.:** **US D501,635 S**
(45) **Date of Patent:** **** Feb. 8, 2005**

- (54) **DISPENSER**
- (75) **Inventor:** **John C. Crawford**, Mahopac, NY (US)
- (73) **Assignee:** **Colgate-Palmolive Company**, New York, NY (US)
- (**) **Term:** **14 Years**
- (21) **Appl. No.:** **29/175,048**
- (22) **Filed:** **Jan. 29, 2003**

- D323,292 S 1/1992 Jones
- D332,914 S 2/1993 Stephens
- D334,712 S 4/1993 Turner-Adams
- D341,315 S * 11/1993 Seymour D9/424
- D342,677 S 12/1993 Cazaudehore
- D351,926 S 10/1994 Nakashima et al.
- D352,458 S * 11/1994 Gray D9/520
- D374,817 S 10/1996 Bertolini et al.
- D376,048 S 12/1996 Gerhart et al.
- D380,155 S 6/1997 Poisson
- D424,930 S * 5/2000 Crawford D9/338

Related U.S. Application Data

- (63) Continuation of application No. 29/104,008, filed on Nov. 5, 1998, now abandoned, which is a continuation-in-part of application No. 29/082,390, filed on Jan. 21, 1998, now Pat. No. Des. 424,930.
- (51) **LOC (7) Cl.** **09-03**
- (52) **U.S. Cl.** **D9/338**
- (58) **Field of Search** D9/337-339, 503, D9/517-520, 529, 571-575; D28/7, 76, 82; 401/95, 172, 175-176, 179, 213

References Cited

U.S. PATENT DOCUMENTS

- 718,969 A * 1/1903 Aitshul 401/176
- D216,294 S 12/1969 Rias
- D248,214 S 6/1978 DiNuccio
- 4,571,106 A 2/1986 Scuderi
- D308,330 S 6/1990 Teece
- D308,476 S 6/1990 Rosenberg
- D320,310 S * 10/1991 Kuhn D9/338
- D321,596 S 11/1991 Zierhut

OTHER PUBLICATIONS

Digital photographs of container for BRUT Clear Gel Anti-Perspirant by Faberge (undated).

* cited by examiner

Primary Examiner—Nanda Bondade
(74) *Attorney, Agent, or Firm*—Clifford E. Wilkins

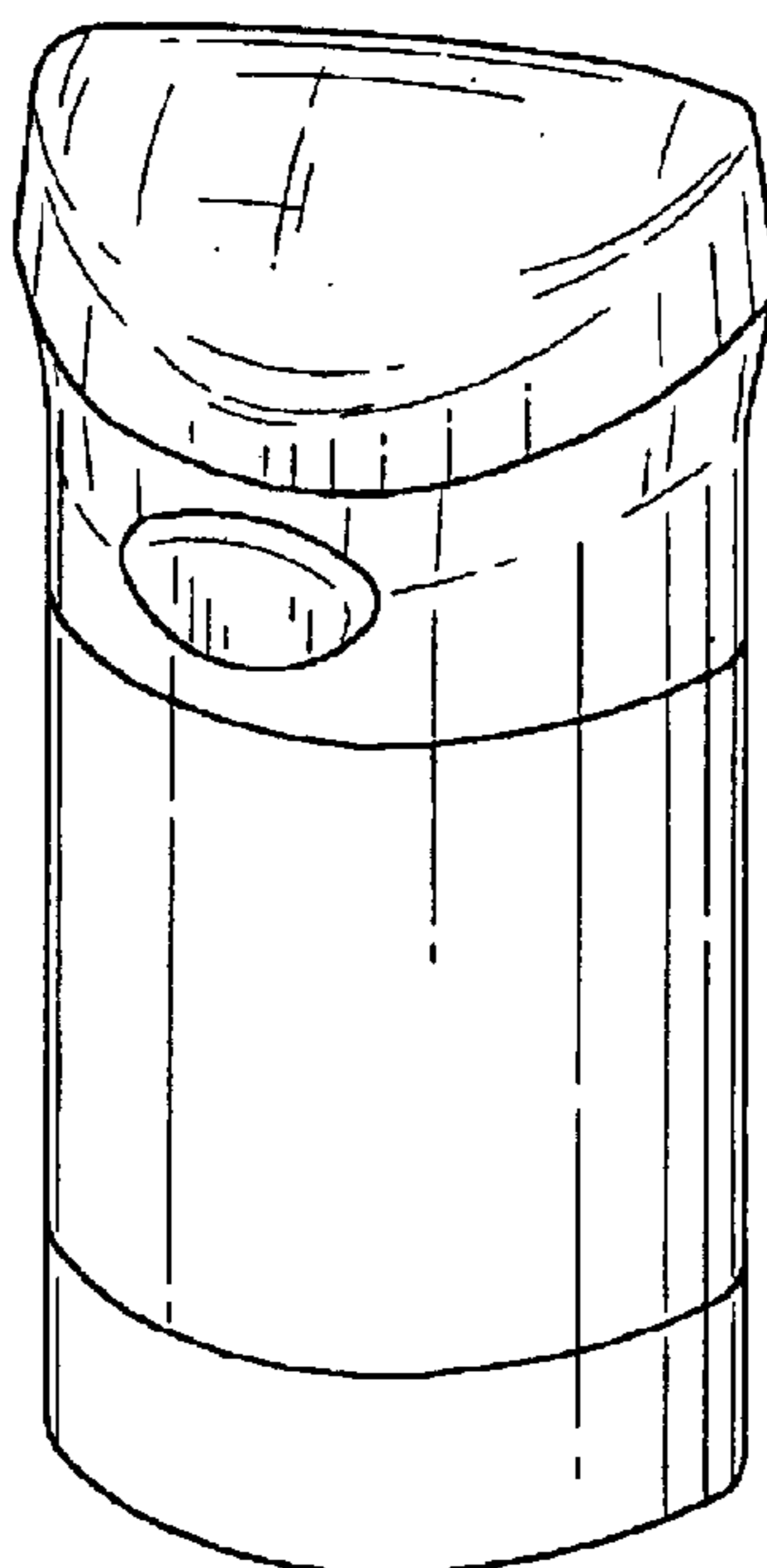
(57) **CLAIM**

The ornamental design for a dispenser, as shown and described.

DESCRIPTION

FIG. 1 is a perspective view of the dispenser of my design; FIG. 2 is a front elevation view thereof; FIG. 3 is a rear elevation view thereof; FIG. 4 is a right side elevational view thereof, the left side view being a mirror image thereof; FIG. 5 is a top plan view thereof; and, FIG. 6 is a bottom plan view thereof.

1 Claim, 3 Drawing Sheets



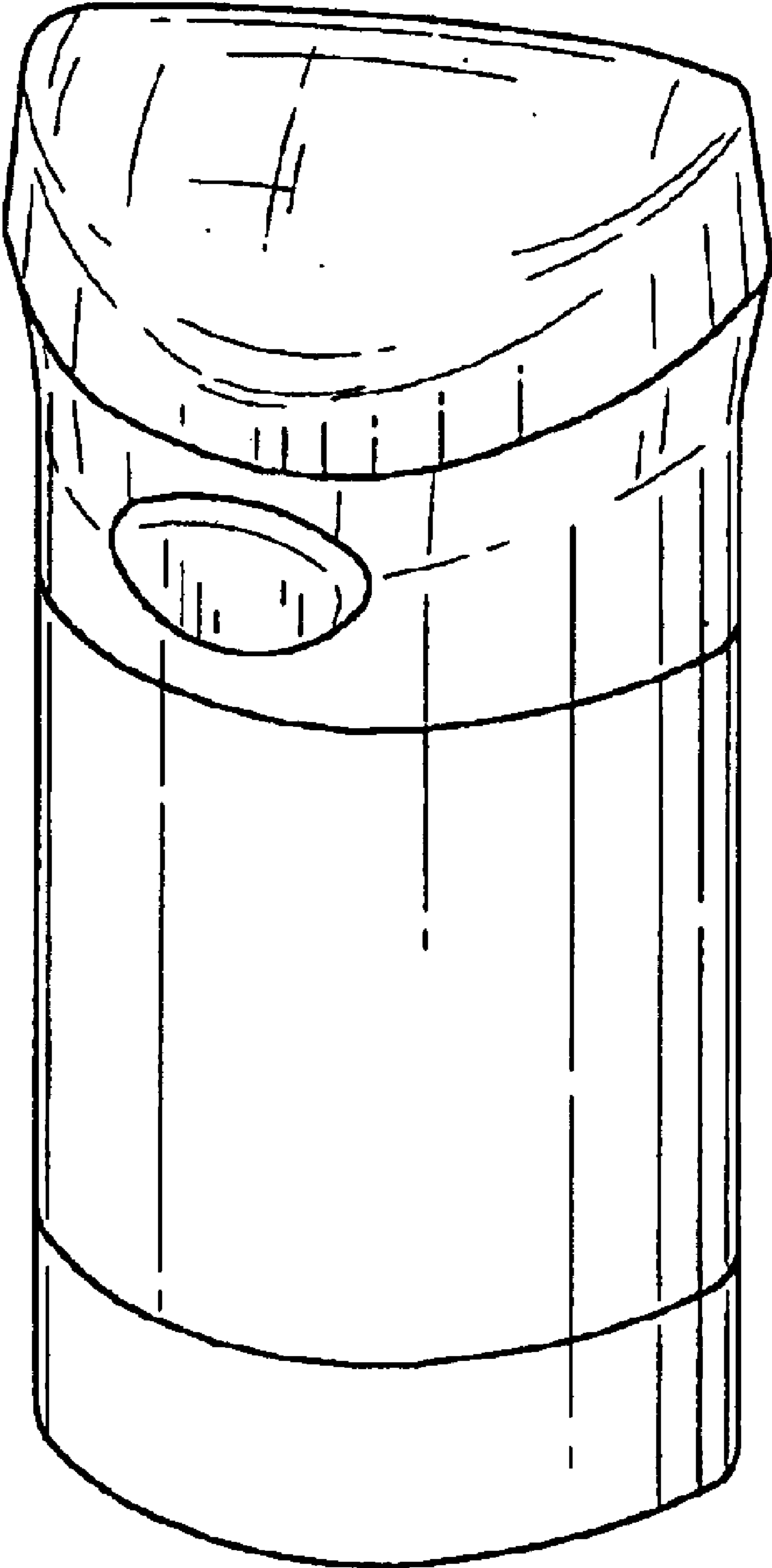


FIG. 1

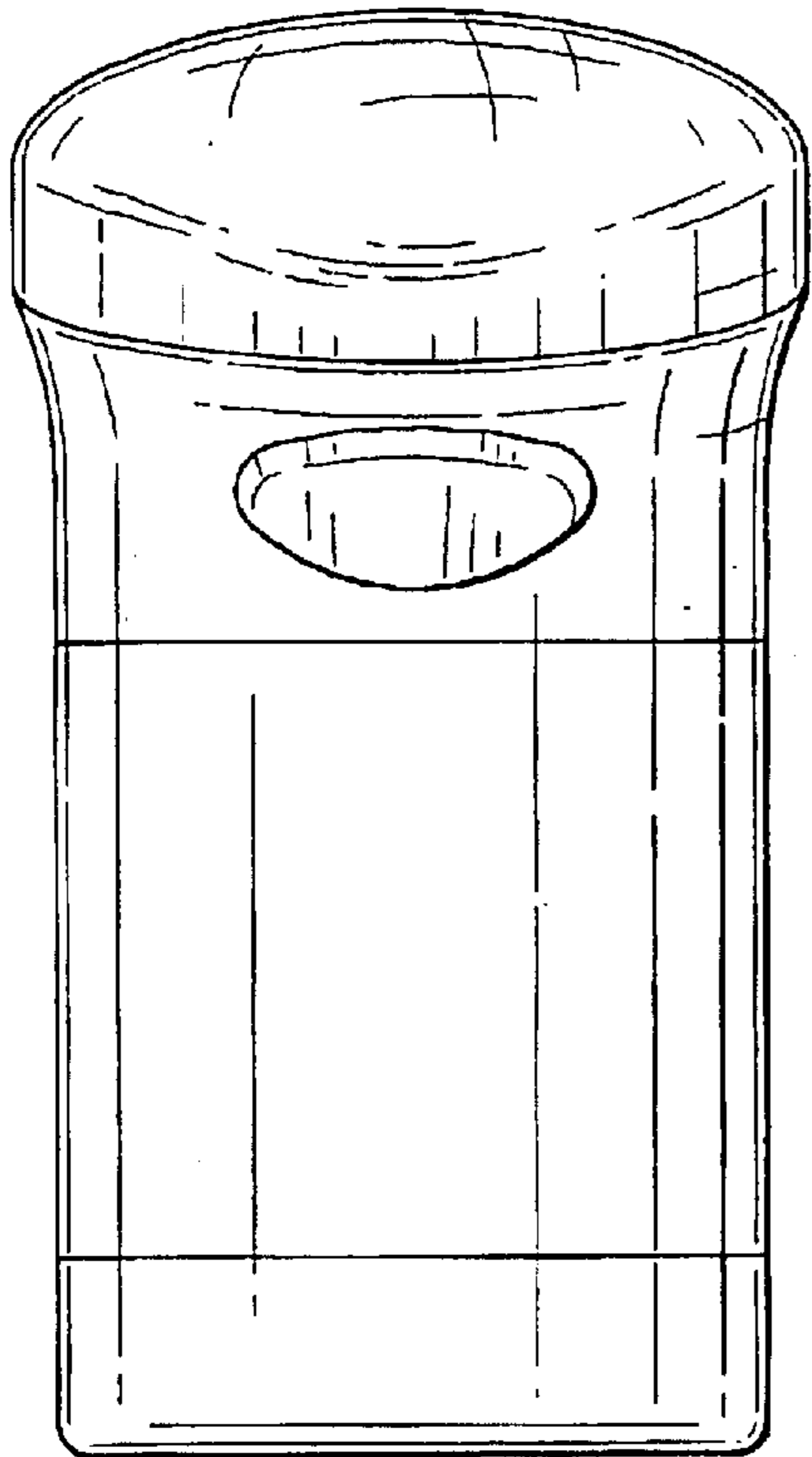


FIG. 2




FIG. 3




FIG. 4

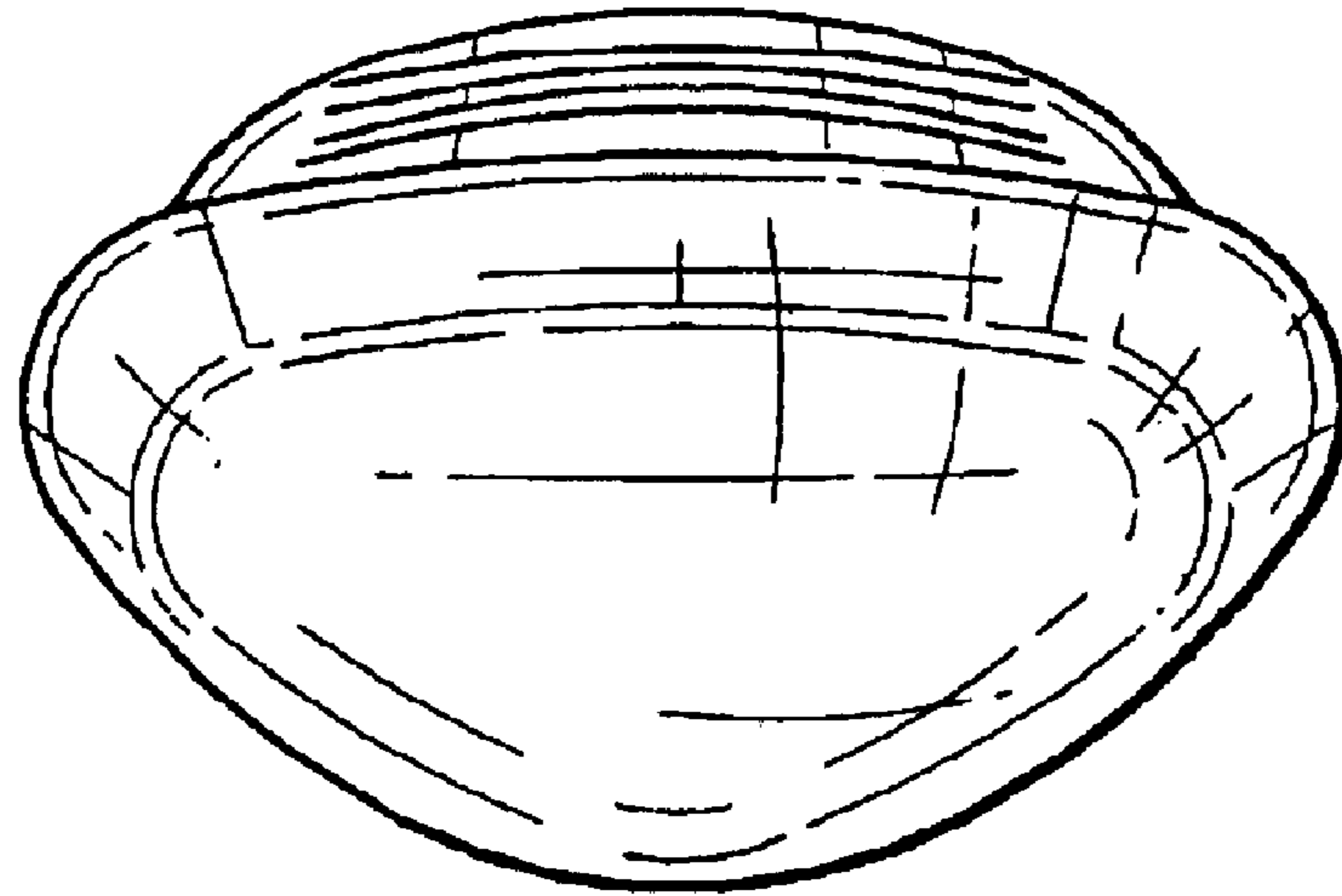


FIG. 5

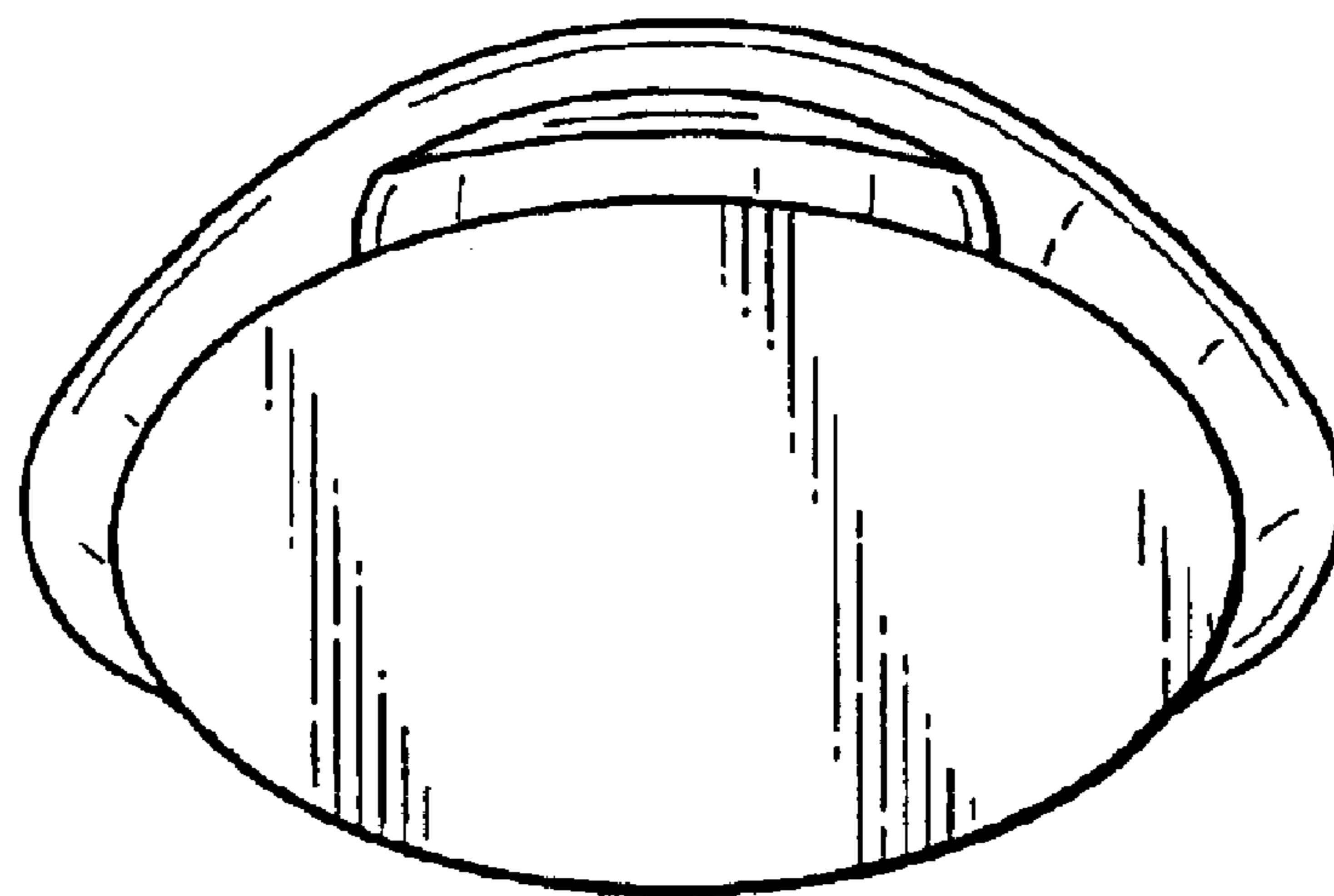


FIG. 6