



US00D501614S

(12) **United States Design Patent** (10) **Patent No.:** **US D501,614 S**
Smith et al. (45) **Date of Patent:** **** Feb. 8, 2005**

- (54) **SEAT**
- (75) Inventors: **Michael Smith**, Dubuque, IA (US);
Catina Roscoe, Julian, NC (US)
- (73) Assignee: **Flexsteel Industries, Inc.**, Dubuque, IA (US)
- (**) Term: **14 Years**
- (21) Appl. No.: **29/169,213**
- (22) Filed: **Oct. 16, 2002**
- (51) **LOC (7) Cl.** **06-01**
- (52) **U.S. Cl.** **D6/381**
- (58) **Field of Search** D6/334, 335, 336,
D6/356, 364, 370, 371, 373, 379, 380,
381, 500, 501, 502; 5/12.1; 297/232

(56) **References Cited**

U.S. PATENT DOCUMENTS

| | | | |
|------------|----------|--------------|--------|
| D77,283 S | 12/1928 | Bauer | |
| D77,457 S | 1/1929 | Anderson | |
| D86,819 S | 4/1932 | Anderson | |
| D428,725 S | * 8/2000 | Lee | D6/381 |
| D444,310 S | * 7/2001 | Lee | D6/381 |
| D447,883 S | 9/2001 | Meier et al. | |
| D455,023 S | * 4/2002 | Lee | D6/381 |
| D459,607 S | * 7/2002 | Gibson | D6/381 |

OTHER PUBLICATIONS

The Complete Guide to Furniture Styles, by Boger, published by Waveland Press (published more than one year before filing), Figs. 207–215, 468–471, plates 353, 369.

Thomasville advertisement (published more than one year before filing), Louis Phillippe Sofa.

* cited by examiner

Primary Examiner—Doris V. Coles
Assistant Examiner—Elizabeth A. Albert
(74) *Attorney, Agent, or Firm*—David C. Brezina; Barnes & Thornburg

(57) **CLAIM**

The ornamental design for a seat, as shown and described.

DESCRIPTION

FIG. 1 is a front elevational view of the sofa the first embodiment of a seat;

FIG. 2 is a right side elevational view of the first embodiment of a seat of FIG. 1 and of the second embodiment of seat of FIG. 5 the opposite side being a mirror image thereof;

FIG. 3 is a top plan view the first embodiment of the seat of FIG. 1;

FIG. 4 is a rear elevational view, of the first embodiment of the seat of FIG. 1;

FIG. 5 is a front elevational view of the chair, the second embodiment of a seat;

FIG. 6 is a top plan view of the chair, the second embodiment of the seat of FIG. 5; and,

FIG. 7 is a rear elevational view of the chair, the second embodiment of the seat of FIG. 5.

1 Claim, 7 Drawing Sheets




Fig. 1

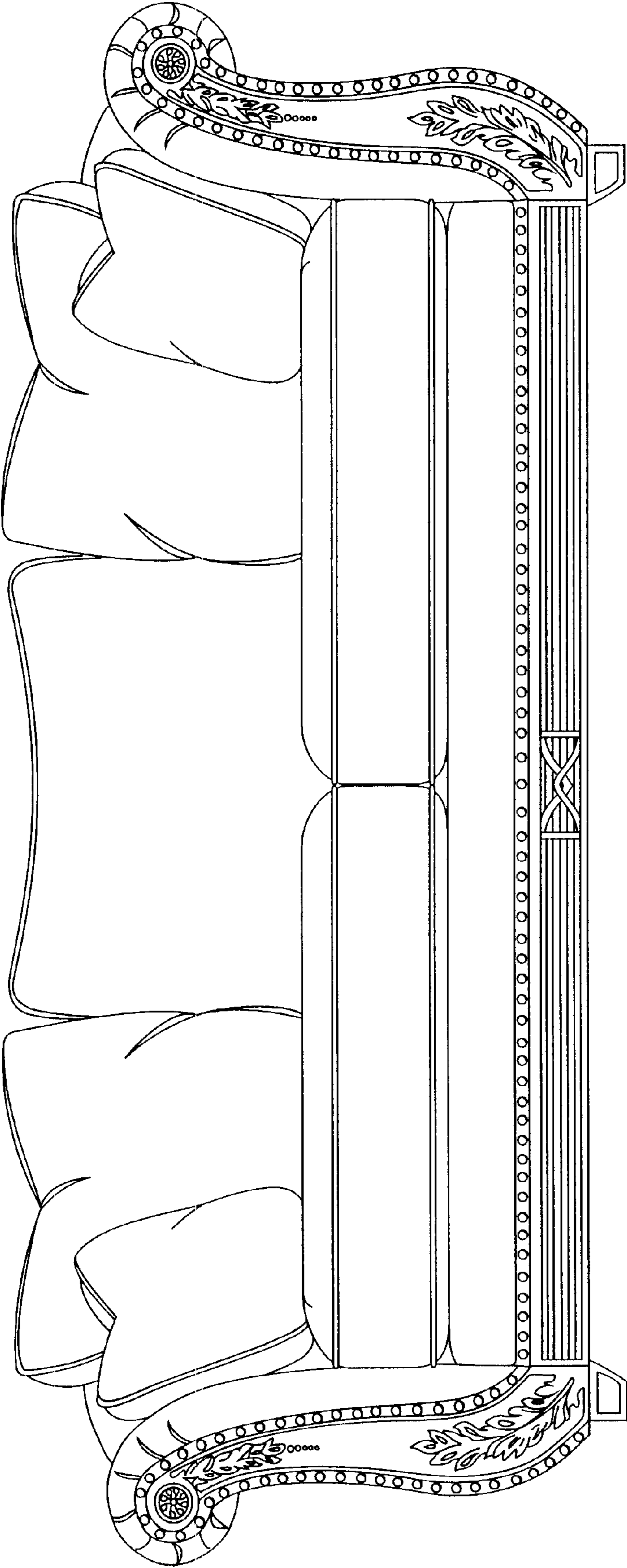


Fig. 2




Fig. 3

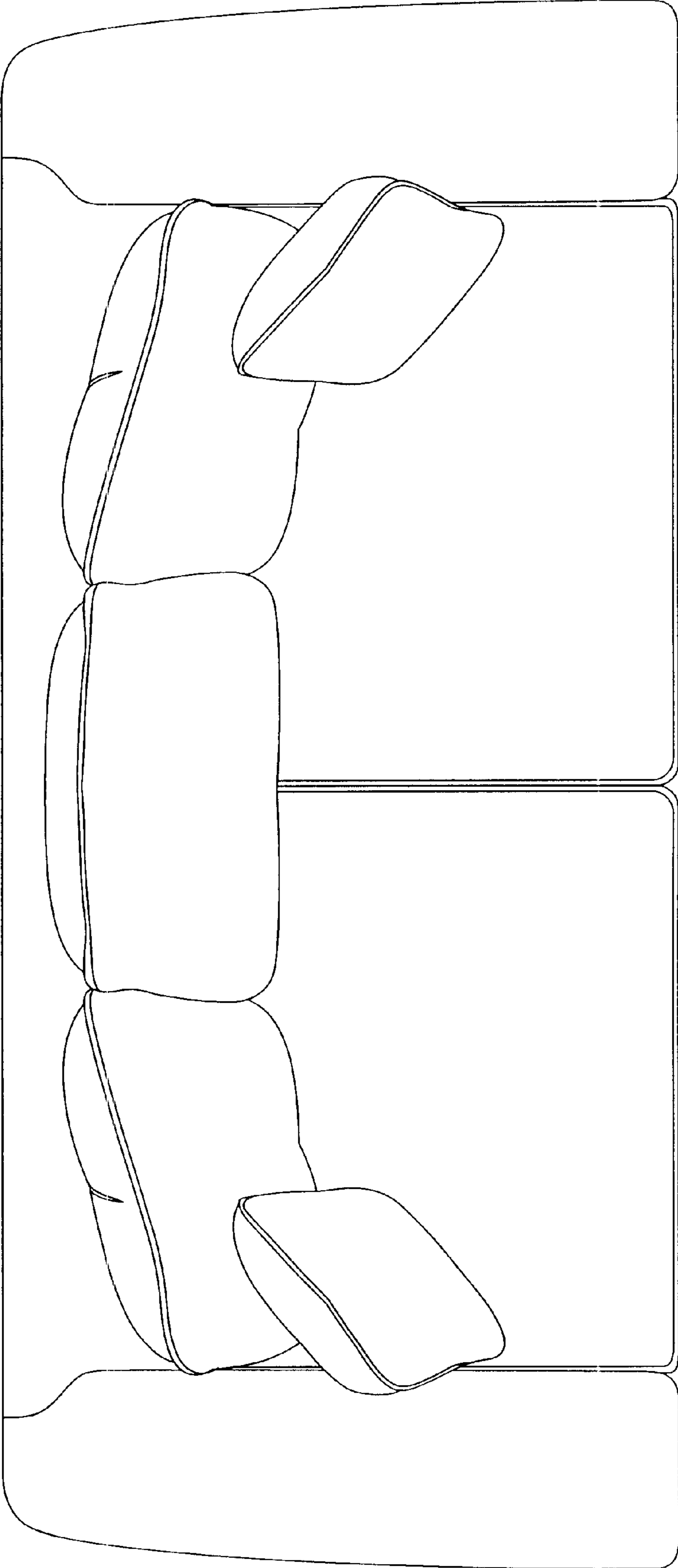


Fig. 4

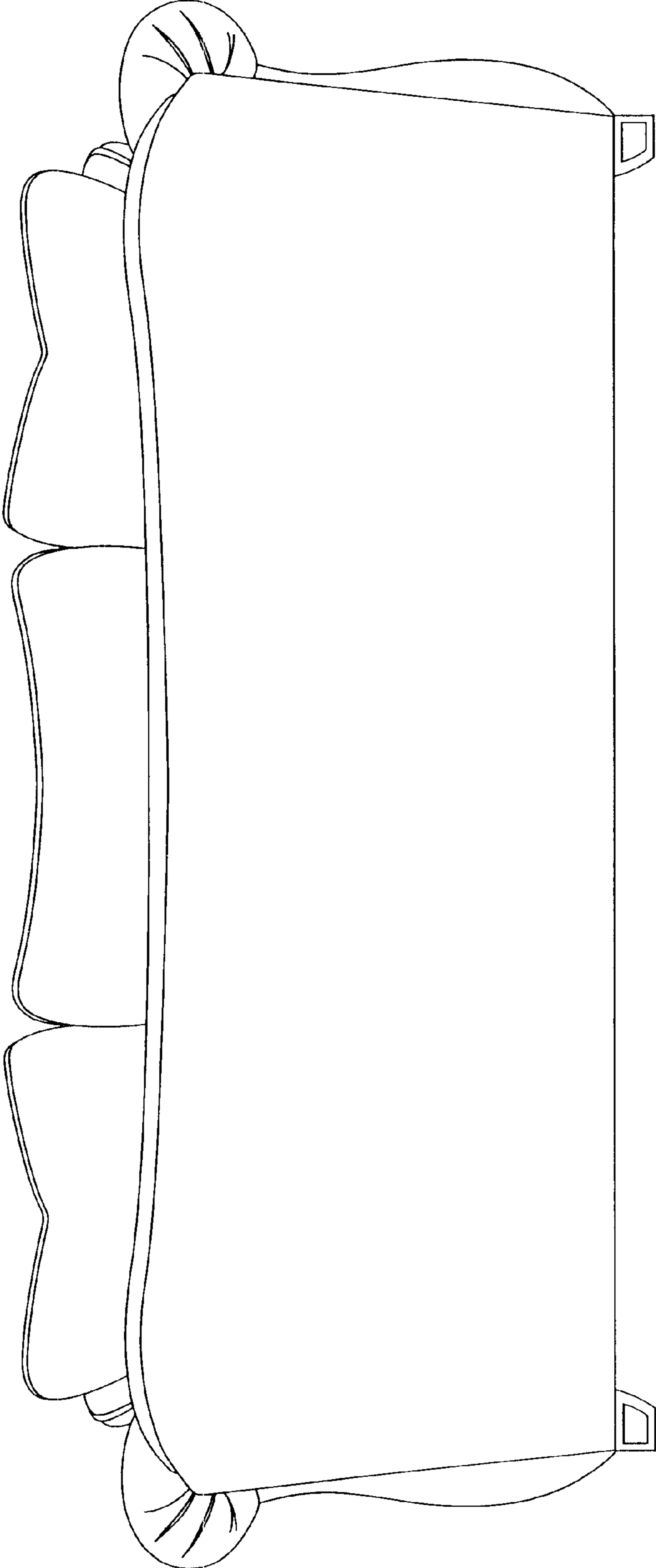


Fig. 5

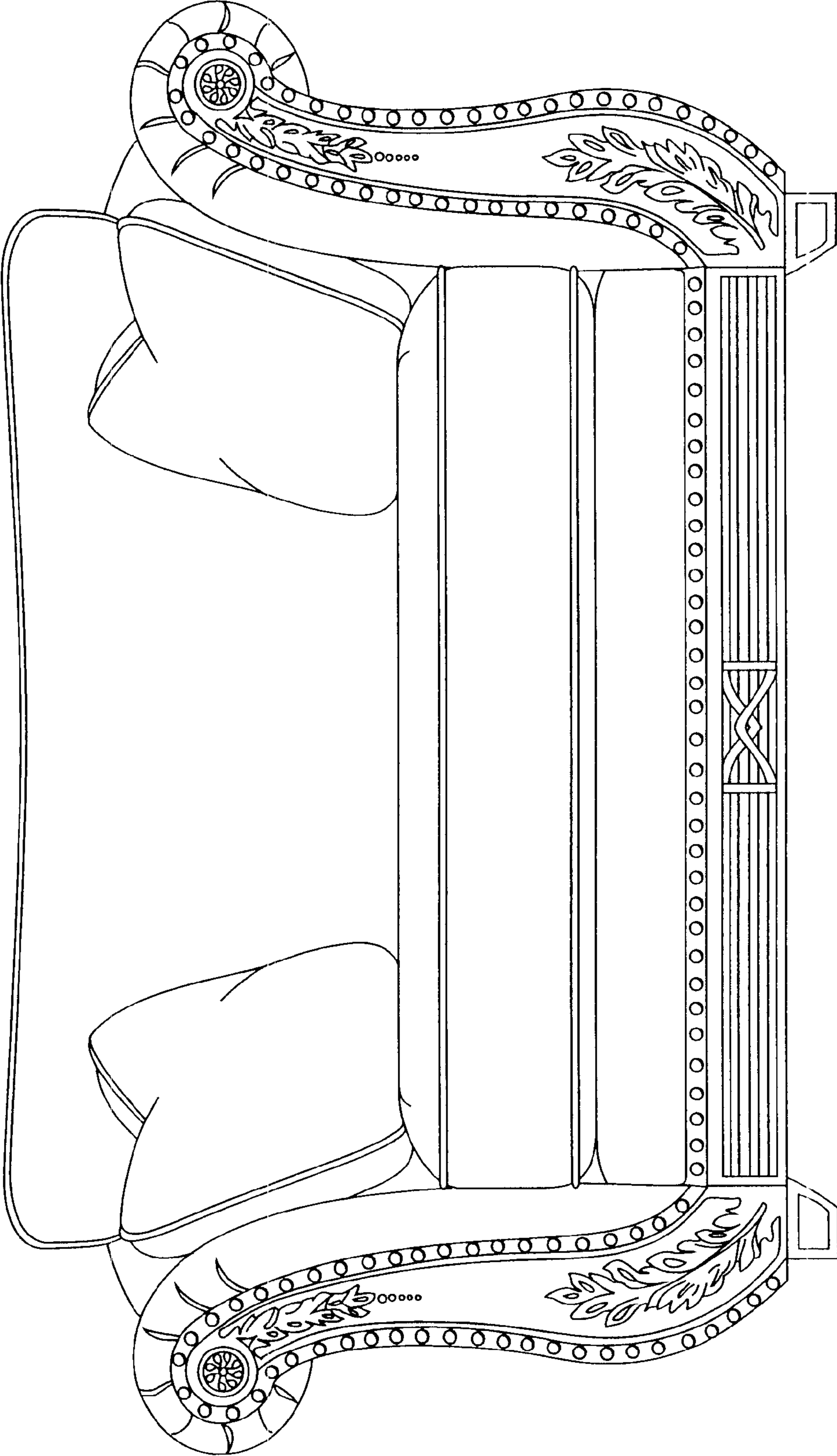


Fig. 6

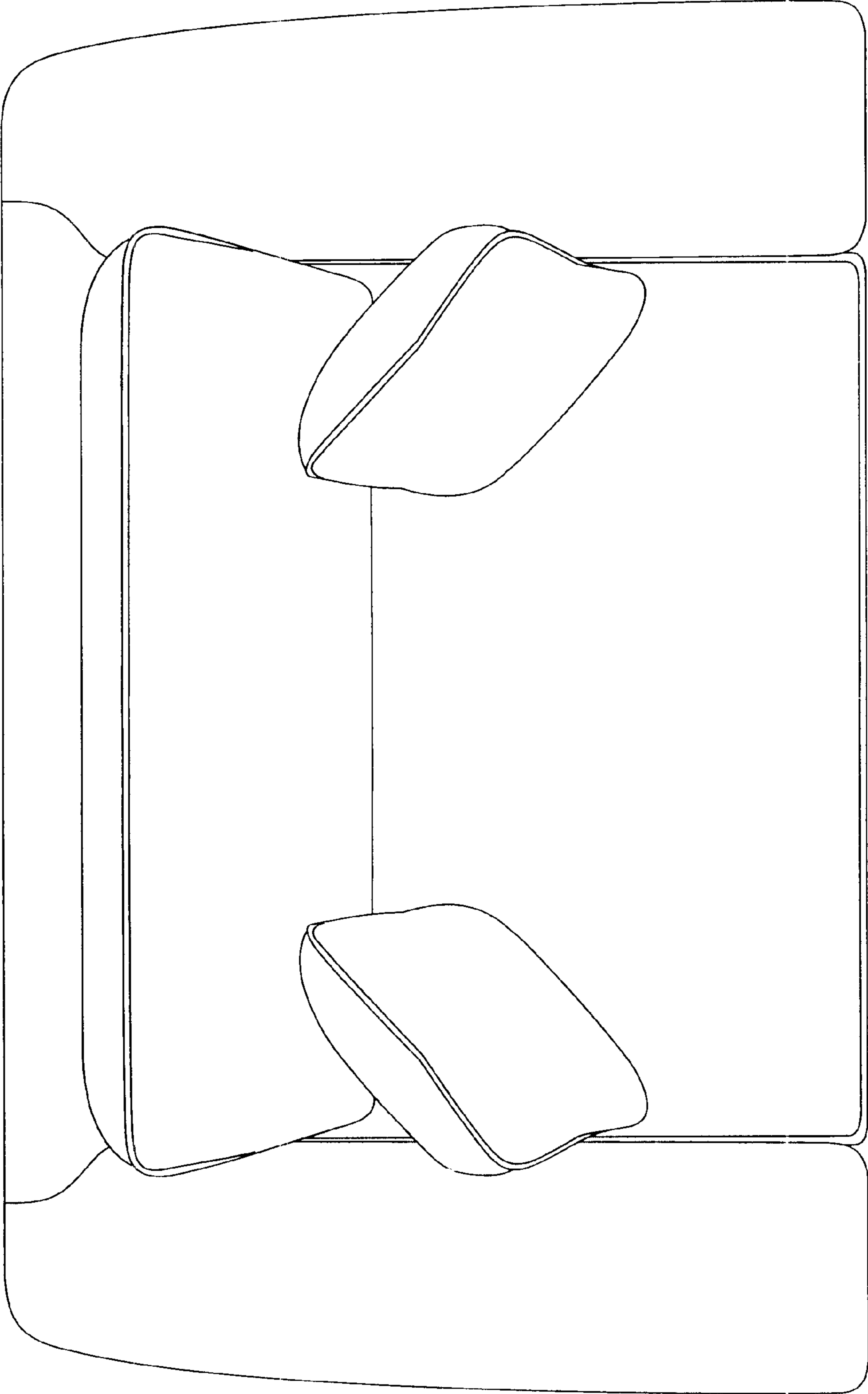


Fig. 7

