

US00D501609S

(12) **United States Design Patent** (10) **Patent No.:** **US D501,609 S**
Wong et al. (45) **Date of Patent:** **** Feb. 8, 2005**

(54) **PORTION OF A CLEANING SHEET**

(75) Inventors: **Arthur Wong**, West Chester, OH (US);
Andrew W. Delaney, East Windsor, NJ
(US); **Rick M. Augustine**, Sherrills
Ford, NC (US)

(73) Assignee: **The Procter & Gamble Company**,
Cincinnati, OH (US)

(**) Term: **14 Years**

(21) Appl. No.: **29/204,267**

(22) Filed: **Apr. 27, 2004**

Related U.S. Application Data

(62) Division of application No. 29/176,175, filed on Feb. 19,
2003.

(51) **LOC (7) Cl.** **05-06**

(52) **U.S. Cl.** **D5/53; D5/60**

(58) **Field of Search** D5/1, 2, 3, 7-8,
D5/11, 19-20, 23, 25, 30, 32, 41, 43, 45-47,
49, 50, 52-64, 66, 99; D2/749, 994; D6/582,
583, 595, 596, 598, 603-605, 608, 613,
616, 617, 622; 428/17, 18, 151, 154, 156,
171, 187, 198, 199, 904.4, 542.2, 919,
542.6; D24/124, 125; D25/142, 152; 5/413 AM,
709; D7/396.4, 396.5; 162/134, 140, 231;
156/148, 209

(56) **References Cited**

U.S. PATENT DOCUMENTS

D38,210 S	*	8/1906	French	D5/47
D76,189 S	*	8/1928	Heller	D5/49
D88,012 S	*	10/1932	Willheim	D5/56
D89,476 S	*	3/1933	Willheim	D5/56
D90,150 S	*	6/1933	Bridier	D5/56
D92,097 S	*	4/1934	Lehner	D6/582

D110,307 S	*	6/1938	Brenner	D5/47
D116,387 S	*	8/1939	Sigoda	D5/47
D124,552 S	*	1/1941	Harris	D5/47
D130,174 S	*	10/1941	Rigney	D5/56
D130,390 S	*	11/1941	Tips	D5/47
D130,877 S	*	12/1941	Tips	D5/56
D139,963 S	*	1/1945	Walton	D5/47
2,705,687 A	*	4/1955	De Witt et al.	428/198
D185,287 S	*	5/1959	Howell	D5/53
3,040,968 A	*	6/1962	Long et al.	D5/47
D203,149 S	*	12/1965	Toothaker	D5/53
3,655,501 A	*	4/1972	Tesch	D5/47
D317,084 S	*	5/1991	Cerny	D5/47
6,087,279 A	*	7/2000	Laun	15/209.1
D488,304 S	*	4/2004	Delaney et al.	D5/58
D488,305 S	*	4/2004	Delaney et al.	D5/60
D489,537 S	*	5/2004	Wong et al.	D5/60
D490,988 S	*	6/2004	Delaney et al.	D5/53

* cited by examiner

Primary Examiner—Joel Sincavage

Assistant Examiner—T. Chase Nelson

(74) *Attorney, Agent, or Firm*—Thibault Fayette; Kim W.
Zerby; Steven W. Miller

(57) **CLAIM**

The ornamental design for a portion of a cleaning sheet, as
shown and described.

DESCRIPTION

FIG. 1 is a perspective view of the portion of a cleaning
sheet, embodying the new design;

FIG. 2 is a top view thereof;

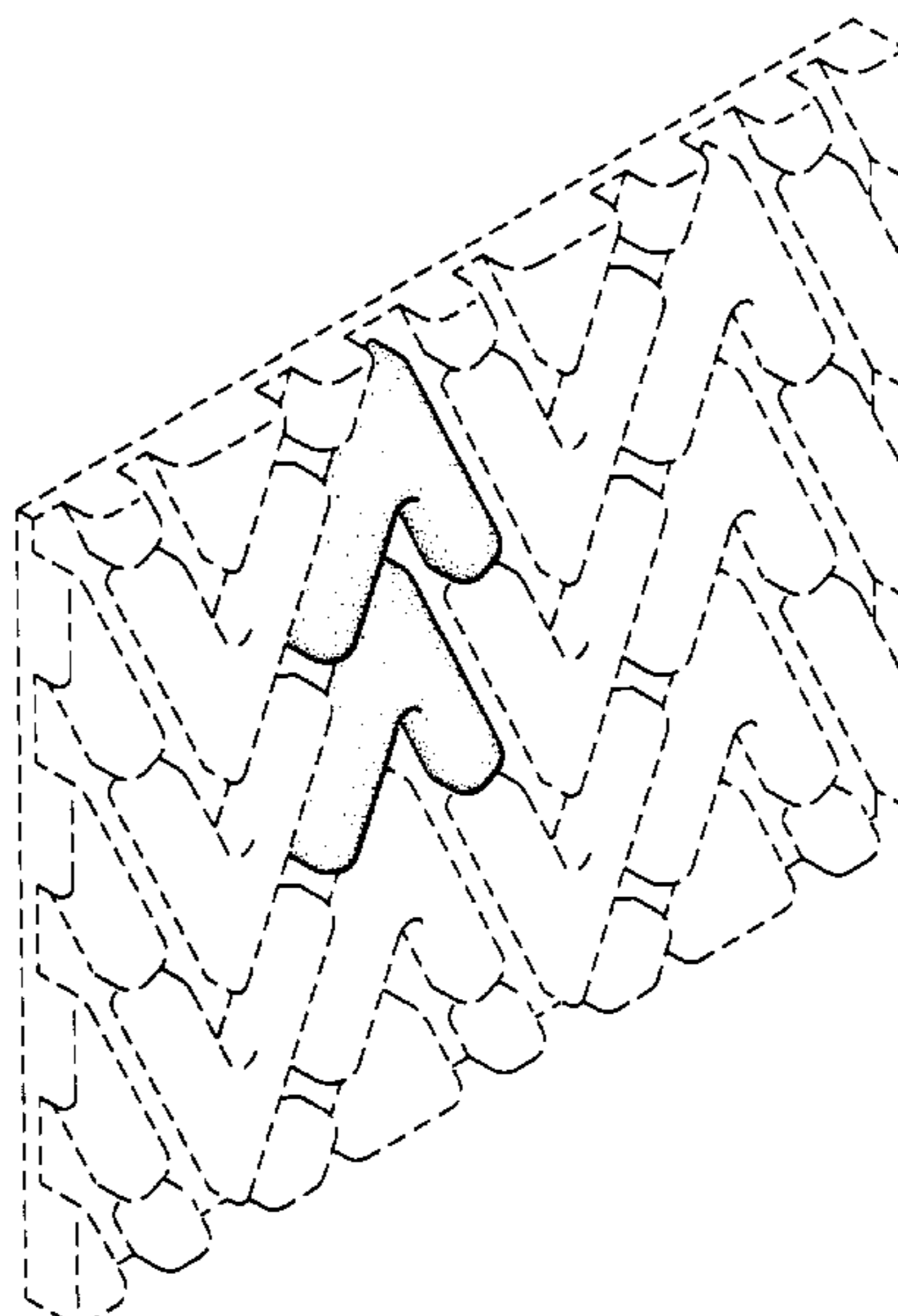
FIG. 3 is a front view thereof;

FIG. 4 is a back view thereof; and,

FIG. 5 is a side elevational view thereof, the opposite side
is a mirror image thereto.

The broken lines shown in the drawings are for illustrative
purposes only and form no part of the claimed design.

1 Claim, 2 Drawing Sheets



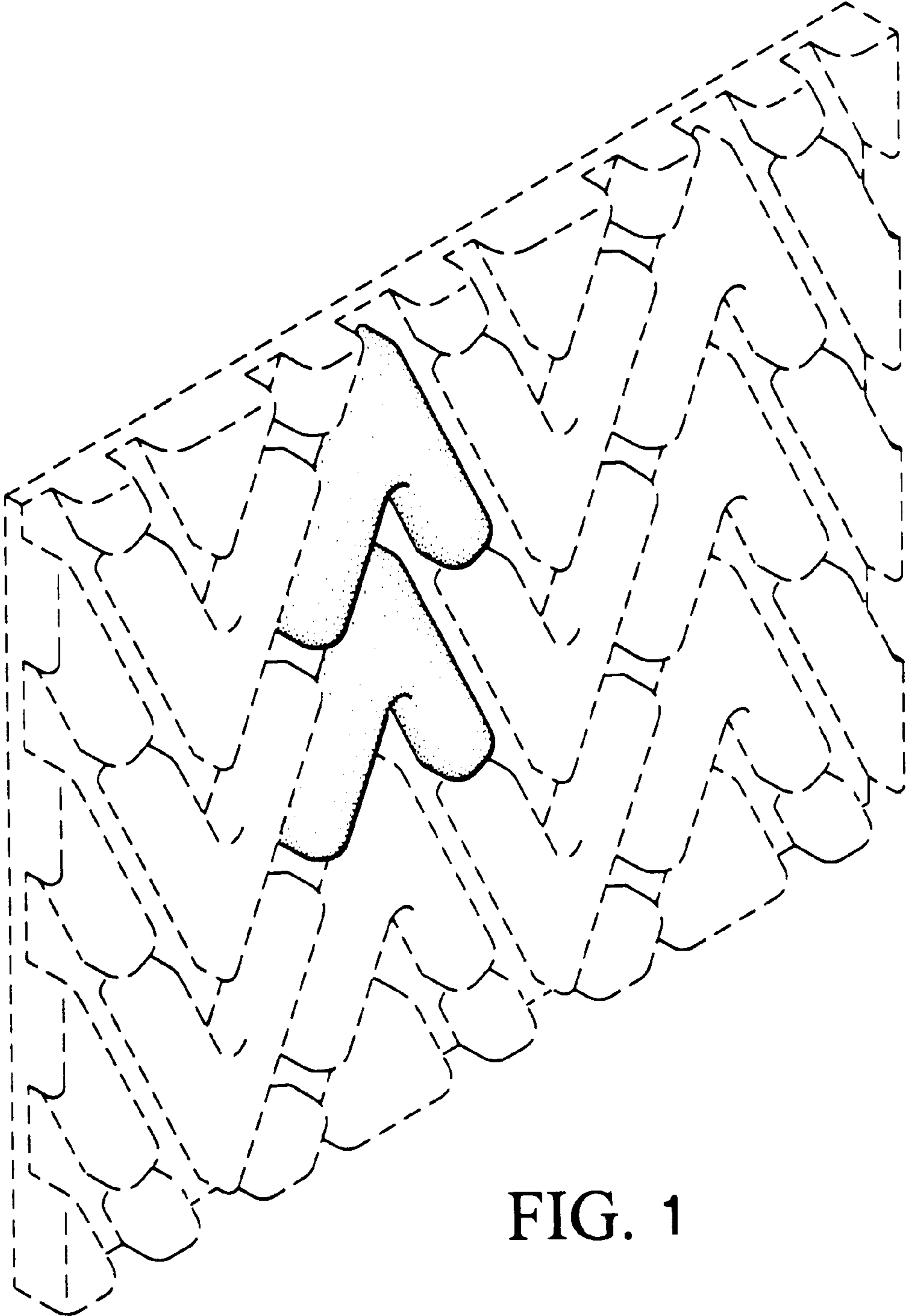


FIG. 1

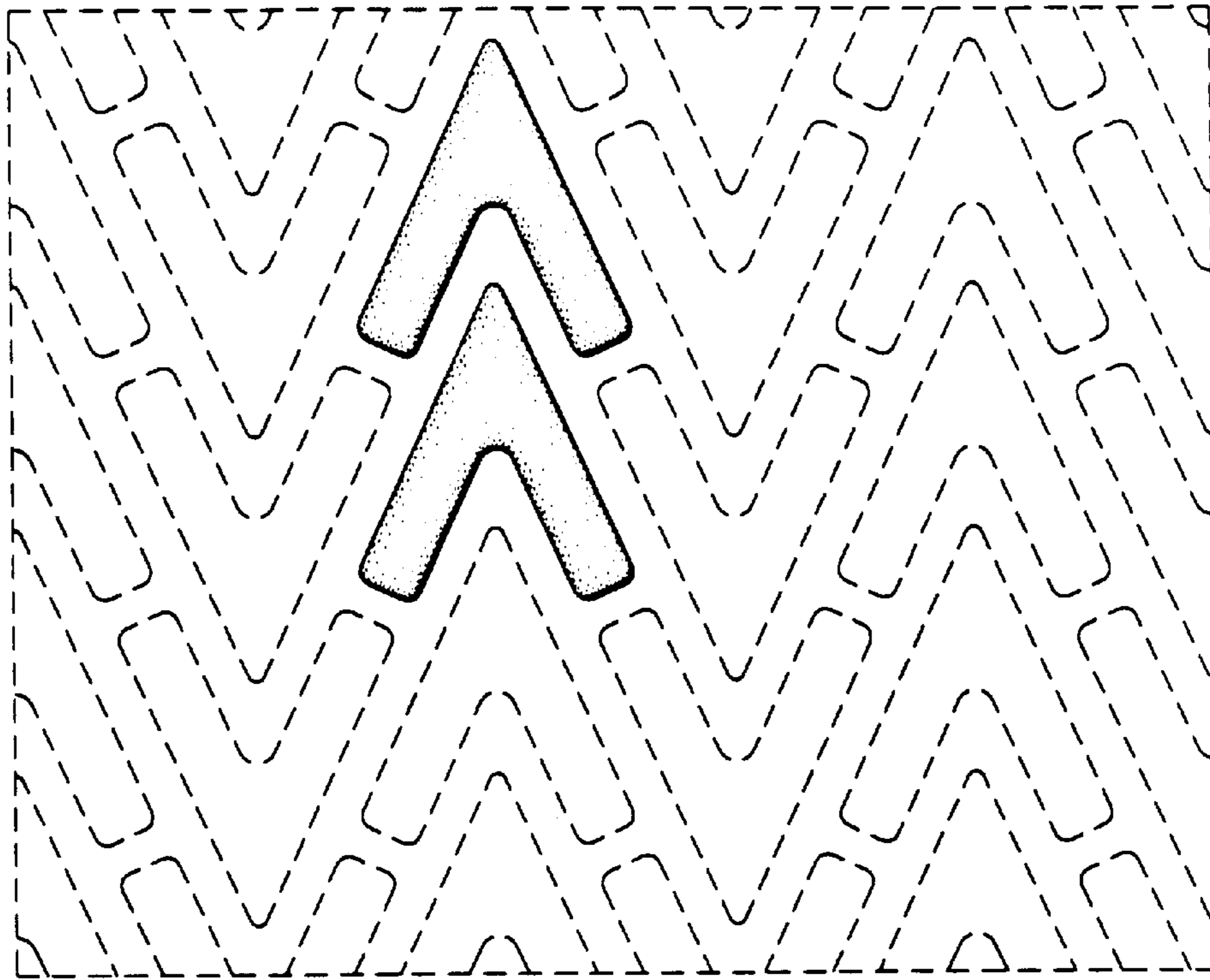


FIG. 2




FIG. 3




FIG. 4



FIG. 5