

US00D501569S

(12) **United States Design Patent**  
**Iida et al.**

(10) **Patent No.:** **US D501,569 S**  
(45) **Date of Patent:** **\*\* Feb. 1, 2005**

(54) **FLUORESCENT LAMP**  
(75) Inventors: **Shiro Iida**, Kyoto (JP); **Shoichi Kamizono**, Uji (JP)  
(73) Assignee: **Matsushita Electric Industrial Co., Ltd.**, Osaka (JP)  
(\*\*) Term: **14 Years**

CN CN3289323D 4/2003  
CN CN3290715D 4/2003  
CN CN3290716D 4/2003  
CN CN3314417D 8/2003  
JP S61-144561 9/1986  
JP D969870 12/1996  
JP D969870-1 12/1996  
JP H0 9-45283 2/1997

\* cited by examiner

(21) Appl. No.: **29/202,882**  
(22) Filed: **Apr. 5, 2004**

*Primary Examiner*—Marcus A Jackson  
(74) *Attorney, Agent, or Firm*—Brinks Hofer Gilson & Lione

(30) **Foreign Application Priority Data**

Nov. 7, 2003 (JP) ..... 2003-033009

(51) **LOC (7) Cl.** ..... **26-04**  
(52) **U.S. Cl.** ..... **D26/3**  
(58) **Field of Search** ..... D26/1-4; 313/313-318,  
313/493, 634; 315/53, 54, 55, 56; 362/216,  
226

(57) **CLAIM**

The ornamental design for a fluorescent lamp, as shown and described.

**DESCRIPTION**

FIG. 1 is a front view of a fluorescent lamp of the present invention;  
FIG. 2 is a top view thereof;  
FIG. 3 is a rear view thereof;  
FIG. 4 is a right side view thereof;  
FIG. 5 is a left side view thereof; and,  
FIG. 6 is a bottom view thereof.

The ornamental design which is claimed is shown in solid lines in the drawings. Any broken lines in the drawings are for illustrative purposes only and form no part of the claimed design.

(56) **References Cited**

**U.S. PATENT DOCUMENTS**

D482,464 S \* 11/2003 Baldo et al. .... D26/3  
D492,427 S \* 6/2004 Egawa et al. .... D26/3

**FOREIGN PATENT DOCUMENTS**

CN CN 2534674 Y 2/2003  
CN CN3279129D 2/2003  
CN CN3279130D 2/2003

**1 Claim, 2 Drawing Sheets**

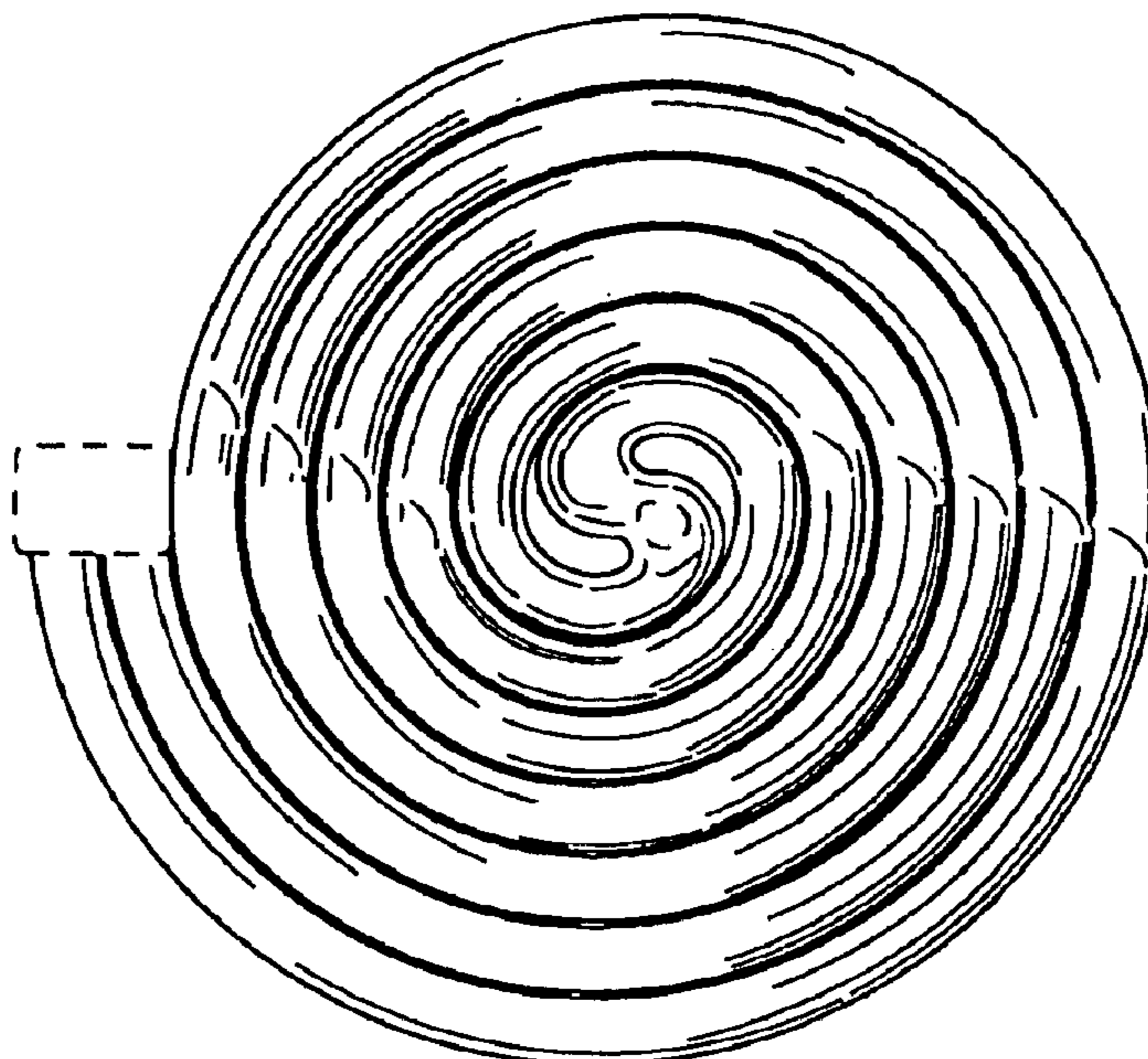
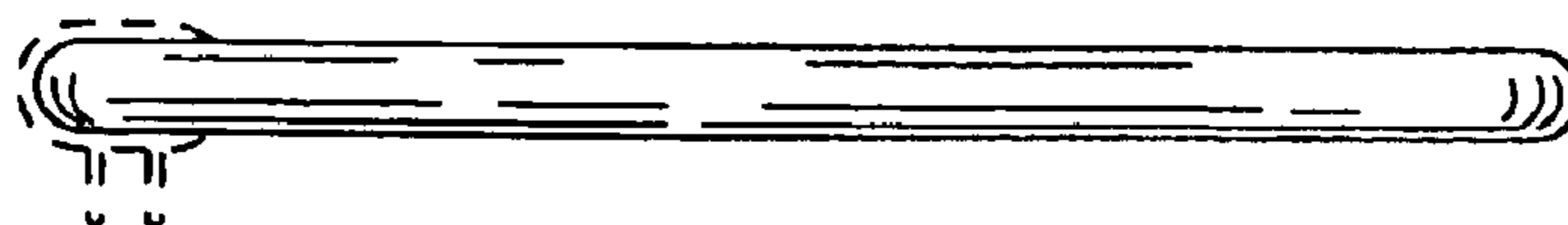


FIG. 1

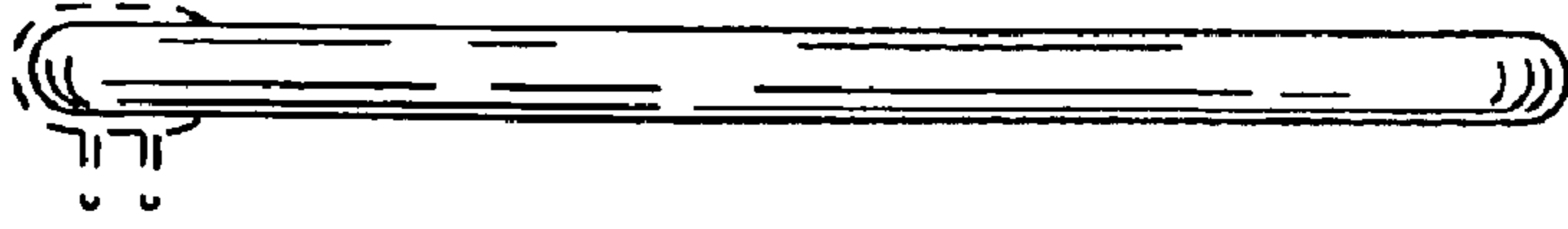


FIG. 2

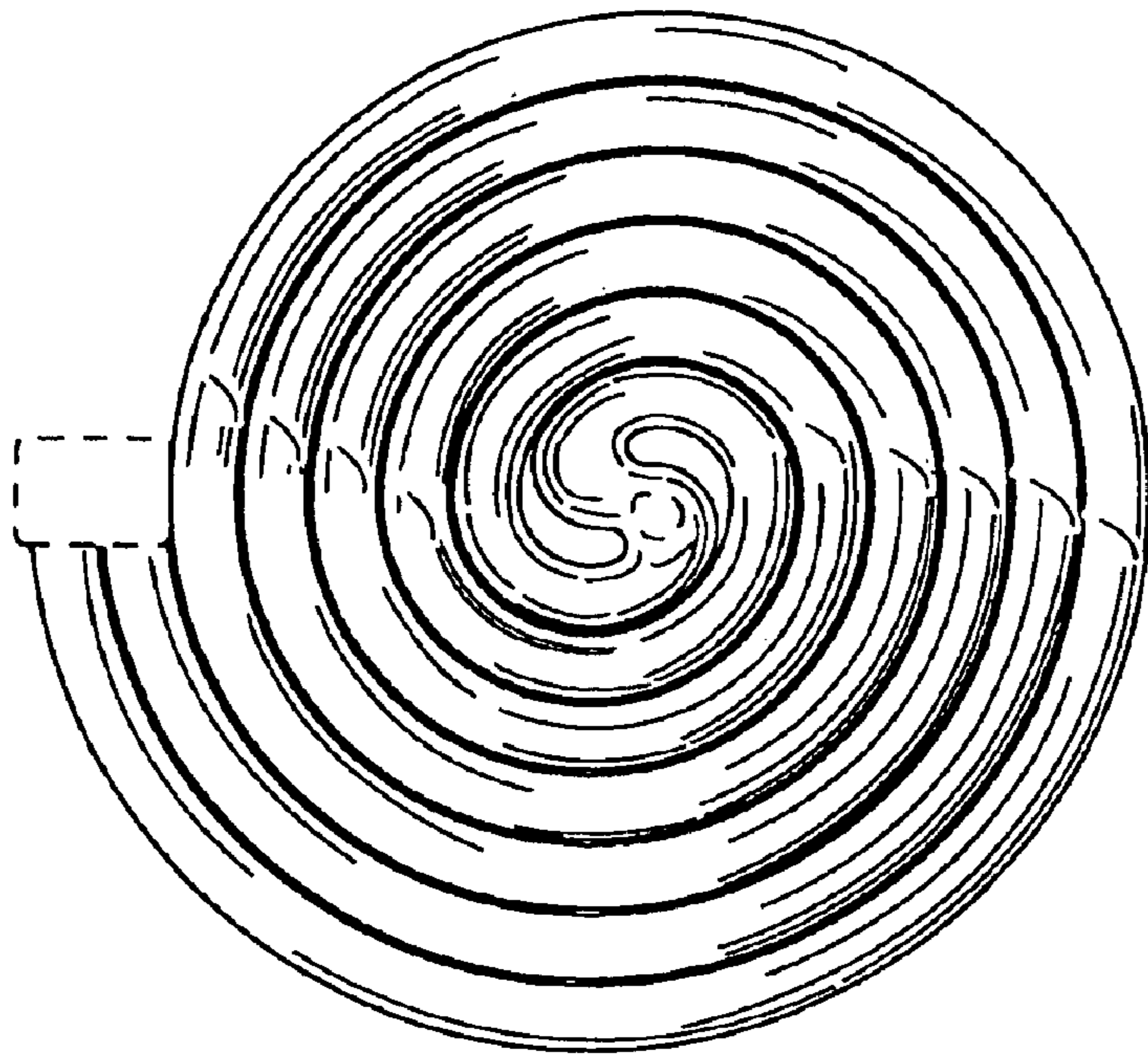


FIG. 3

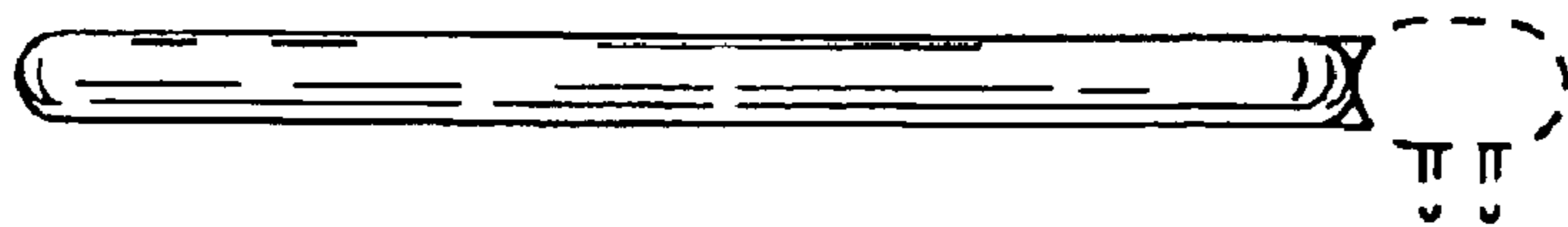


FIG. 4




FIG. 5



FIG. 6

