

US00D501568S

(12) **United States Design Patent** (10) **Patent No.:** **US D501,568 S**
Iida et al. (45) **Date of Patent:** **** Feb. 1, 2005**

(54) **FLUORESCENT LAMP**
(75) Inventors: **Shiro Iida**, Kyoto (JP); **Fumiyuki Sato**, Ikoma (JP)
(73) Assignee: **Matsushita Electric Industrial Co., Ltd.**, Osaka (JP)
(**) Term: **14 Years**

CN 3289323D 4/2003
CN 3290715D 4/2003
CN 3290716D 4/2003
CN 3314417D 8/2003
JP S61-144561 9/1986
JP D969870 12/1996
JP D969870-1 12/1996
JP H0 9-45283 2/1997

* cited by examiner

(21) Appl. No.: **29/202,814**
(22) Filed: **Apr. 5, 2004**

Primary Examiner—Marcus A. Jackson
(74) *Attorney, Agent, or Firm*—Brinks Hofer Gilson & Lione

(30) **Foreign Application Priority Data**
Nov. 7, 2003 (JP) 2003-033006
(51) **LOC (7) Cl.** **26-04**
(52) **U.S. Cl.** **D26/3**
(58) **Field of Search** D26/1-4; 313/313-318, 313/493; 315/53, 56, 57, 58; 362/216, 226

(57) **CLAIM**

The ornamental design for a fluorescent lamp, as shown and described.

DESCRIPTION

FIG. 1 is a front view of a fluorescent lamp of the present invention, wherein the rear view is a mirror image thereof; FIG. 2 is a top view thereof; FIG. 3 is a right side view thereof, wherein the left side view is a mirror image thereof; and, FIG. 4 is a bottom view thereof. The ornamental design which is claimed is shown in solid lines in the drawings. Any broken lines in the drawings are for illustrative purposes only and form no part of the claimed design.

(56) **References Cited**
U.S. PATENT DOCUMENTS
D362,733 S * 9/1995 Murata D26/3
D438,651 S * 3/2001 Madanat D26/3
D492,427 S * 6/2004 Egawa et al. D26/3
FOREIGN PATENT DOCUMENTS
CN 2534674 Y 2/2003
CN 3279129D 2/2003
CN 3279130D 2/2003

1 Claim, 2 Drawing Sheets

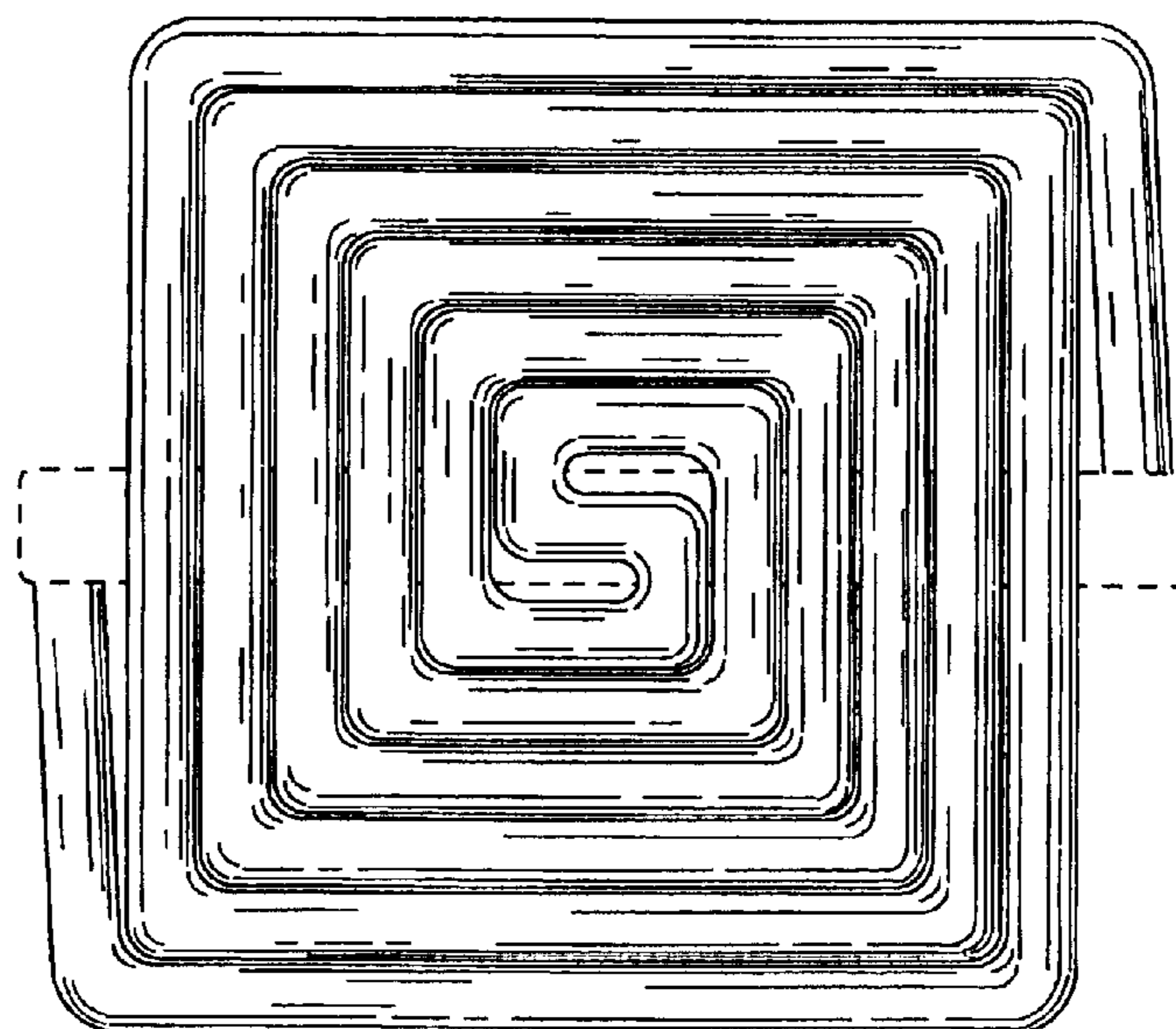



FIG. 1




FIG. 2




FIG. 3

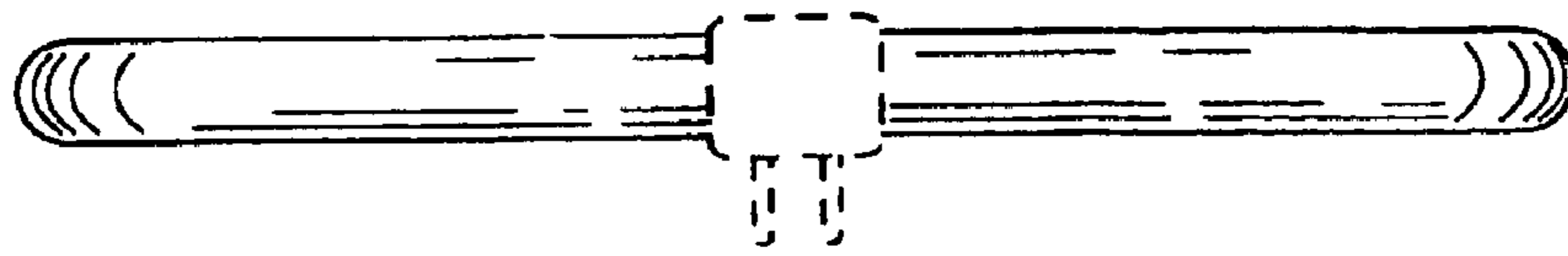


FIG. 4

