

US00D501511S

(12) **United States Design Patent** (10) **Patent No.:** **US D501,511 S**  
**Bain et al.** (45) **Date of Patent:** **\*\* Feb. 1, 2005**

(54) **CLIP FOR A WRITING INSTRUMENT**  
 (75) Inventors: **Charles E. Bain**, Carpentersville, IL (US); **Amy Li**, Vernon Hills, IL (US)  
 (73) Assignee: **Sanford, L.P.**, Freeport, IL (US)  
 (\*\*) Term: **14 Years**  
 (21) Appl. No.: **29/208,908**  
 (22) Filed: **Jul. 7, 2004**

D355,441 S 2/1995 Rosenbaum ..... D19/51  
 D363,739 S \* 10/1995 Petrillo ..... D19/48  
 D364,423 S \* 11/1995 Edgerley et al. .... D19/51  
 D377,664 S 1/1997 Izushima ..... D19/51  
 D390,601 S 2/1998 Irby ..... D19/49  
 D395,448 S \* 6/1998 Chevalier ..... D19/51  
 D448,046 S \* 9/2001 Polidoro ..... D19/43  
 D454,367 S 3/2002 Ferrara ..... D19/48  
 D456,042 S \* 4/2002 Versace ..... D19/50  
 D456,845 S 5/2002 Rommel ..... D19/49  
 D472,272 S \* 3/2003 Koury et al. .... D19/57  
 D472,576 S \* 4/2003 Koury et al. .... D19/43

\* cited by examiner

**Related U.S. Application Data**

(63) Continuation of application No. 29/190,355, filed on Sep. 16, 2003.  
 (51) **LOC (7) Cl.** ..... **19-06**  
 (52) **U.S. Cl.** ..... **D19/56; D19/54**  
 (58) **Field of Search** ..... D19/35, 36, 41-51, D19/53-58, 81-85; 401/98, 99-102, 103-106, 107-117, 209, 202, 213, 243-247, 262; 24/10 R, 11 R, 11 F, 11 M, 11 P, 11 HC, 11 CT

*Primary Examiner*—Martie K. Holtje

(74) *Attorney, Agent, or Firm*—Marshall, Gerstein & Borun LLP

(57) **CLAIM**

The ornamental design for a “clip for a writing instrument,” as shown and described.

**DESCRIPTION**

FIG. 1 is a right side perspective view taken from the side and below showing our new design;  
 FIG. 2 is a front elevational view thereof;  
 FIG. 3 is a right side elevational view, the left side elevational view being a mirror image thereof;  
 FIG. 4 is a rear elevational view thereof;  
 FIG. 5 is a bottom view thereof; and,  
 FIG. 6 is a plan view thereof.

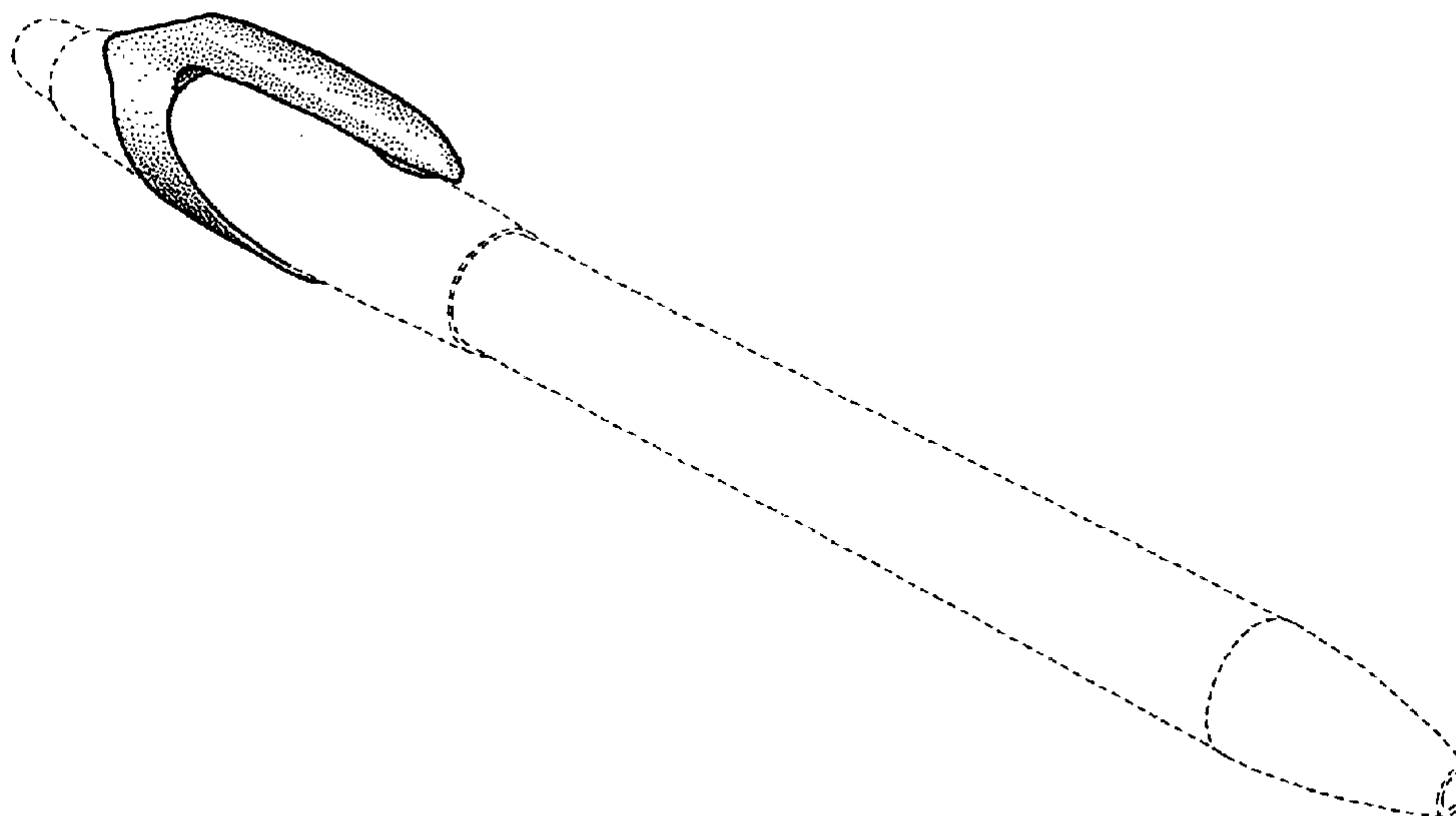
The dashed lines are for illustrative purposes only and form no part of the claimed design.

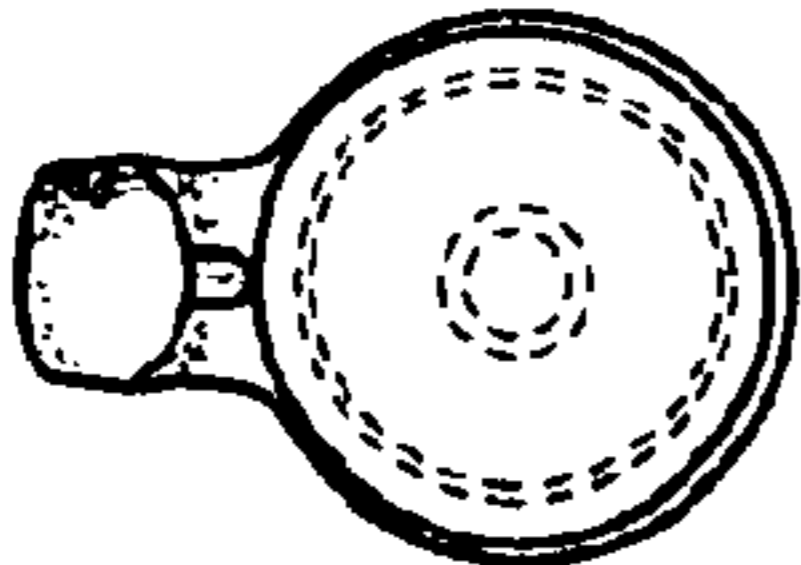
**1 Claim, 2 Drawing Sheets**

(56) **References Cited**

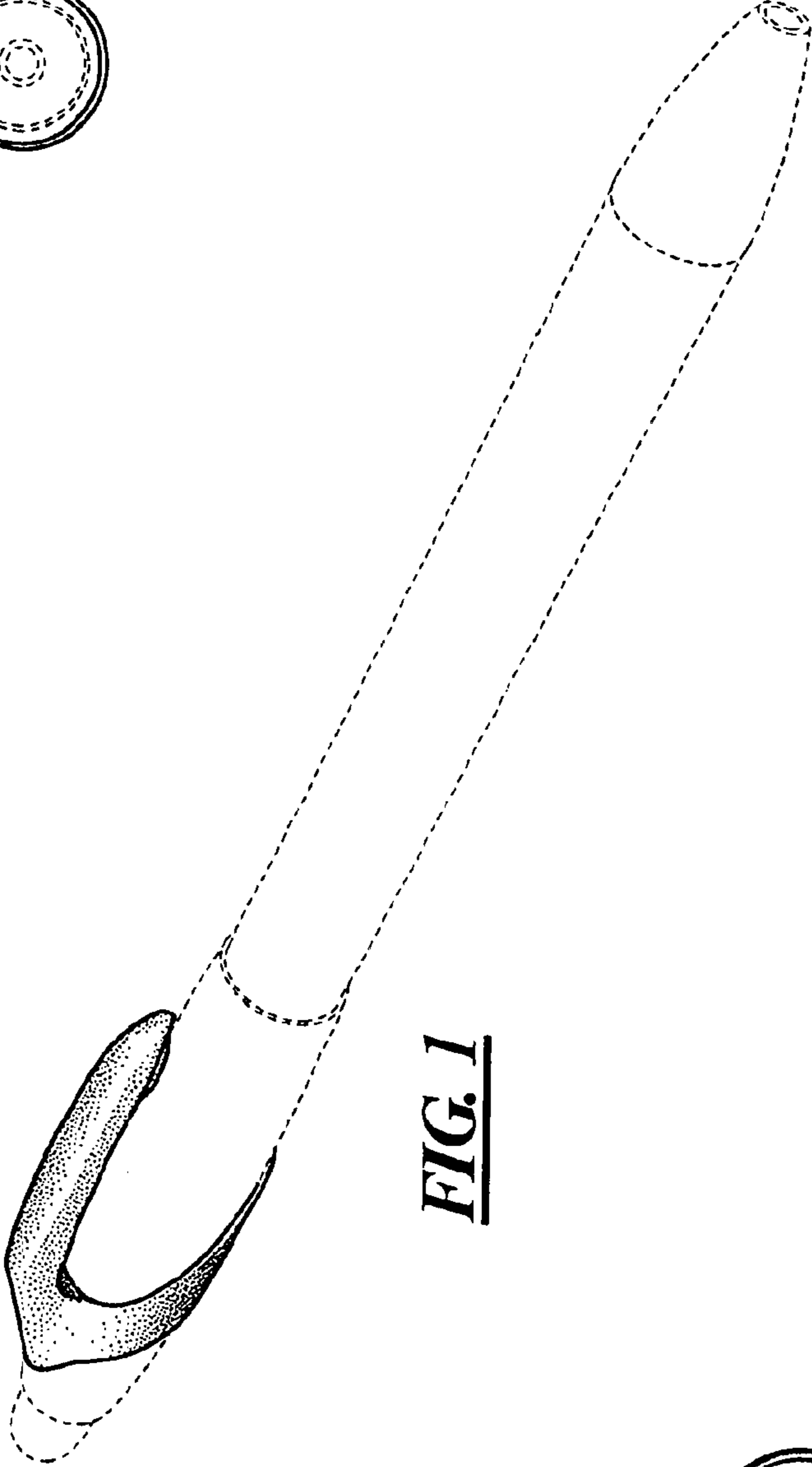
**U.S. PATENT DOCUMENTS**

D213,739 S \* 4/1969 Konwiser ..... D19/51  
 D314,978 S 2/1991 Oka ..... D19/48  
 D324,067 S 2/1992 Katami ..... D19/48  
 D330,911 S \* 11/1992 Tu ..... D19/51  
 D338,038 S 8/1993 Oka et al. .... D19/48  
 D345,577 S 3/1994 Höhner ..... D19/48  
 D352,311 S 11/1994 Waldinger ..... D19/51

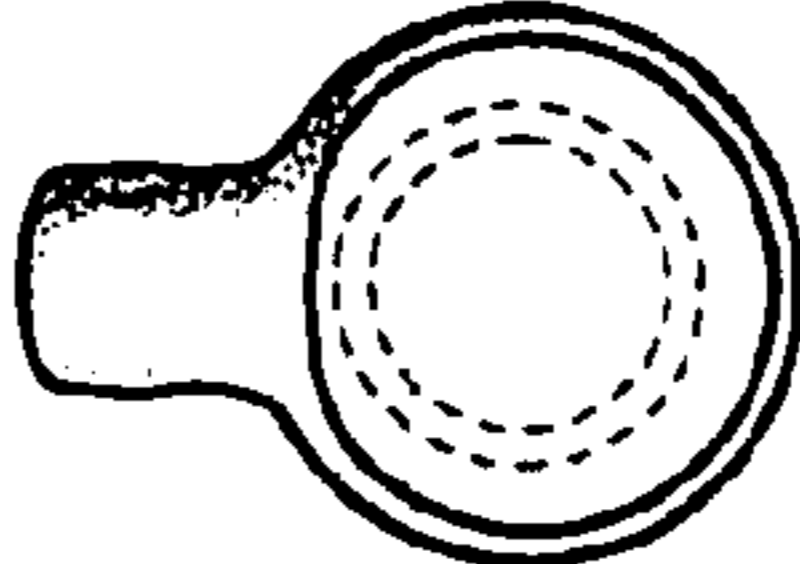





**FIG. 5**



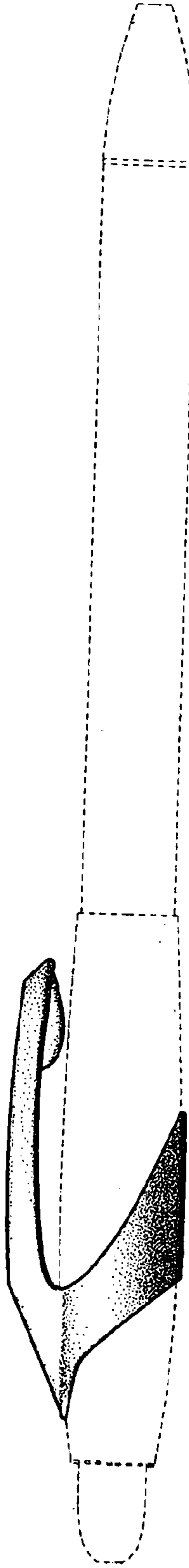
**FIG. 1**




**FIG. 6**



**FIG. 2**



**FIG. 3**



**FIG. 4**