

US00D501472S

(12) **United States Design Patent**
Kumano

(10) **Patent No.:** **US D501,472 S**
(45) **Date of Patent:** **** Feb. 1, 2005**

(54) **COMPUTER**

(75) Inventor: **Daigaku Kumano**, Tokyo (JP)

(73) Assignee: **Sony Corporation**, Tokyo (JP)

(**) Term: **14 Years**

(21) Appl. No.: **29/200,613**

(22) Filed: **Mar. 3, 2004**

(51) **LOC (7) Cl.** **14-02**

(52) **U.S. Cl.** **D14/318**

(58) **Field of Search** D14/318-323;
D18/1, 2, 7; 235/145 A, 145 R; 341/22,
23; 345/104, 156, 157, 168, 169, 173; 361/680-686

(56) **References Cited**

U.S. PATENT DOCUMENTS

5,838,263	A	*	11/1998	Chang	341/22
D415,474	S	*	10/1999	Goto	D14/318
D431,559	S		10/2000	Morooka		
D444,464	S	*	7/2001	Amano et al.	D14/322
6,392,637	B2	*	5/2002	Liao et al.	345/173
6,404,415	B1	*	6/2002	Kim	345/157
6,529,369	B1	*	3/2003	Zarek et al.	361/680
D482,029	S		11/2003	Yoneda		

OTHER PUBLICATIONS

Web page "Samsung's Digital World, Samsung V30 NV30"
http://www.samsung.com/Products/NotebookPCs/SamsungVseries/NotebookPCs_SamsungV..., 2 sheets, Samsung (Dec. 2003).

* cited by examiner

Primary Examiner—Freda S. Nunn

(74) *Attorney, Agent, or Firm*—Rader, Fishman & Grauer PLLC

(57) **CLAIM**

The ornamental design for a computer, as shown and described.

DESCRIPTION

FIG. 1 is a perspective view of a computer showing my new design;

FIG. 2 is a front elevational view thereof;

FIG. 3 is a left side elevational view thereof; and,

FIG. 4 is a right side elevational view thereof.

Portions of FIGS. 1-4 that are shown as broken lines are for illustrative purpose only and form no part of the claimed design.

1 Claim, 4 Drawing Sheets




FIG. 1

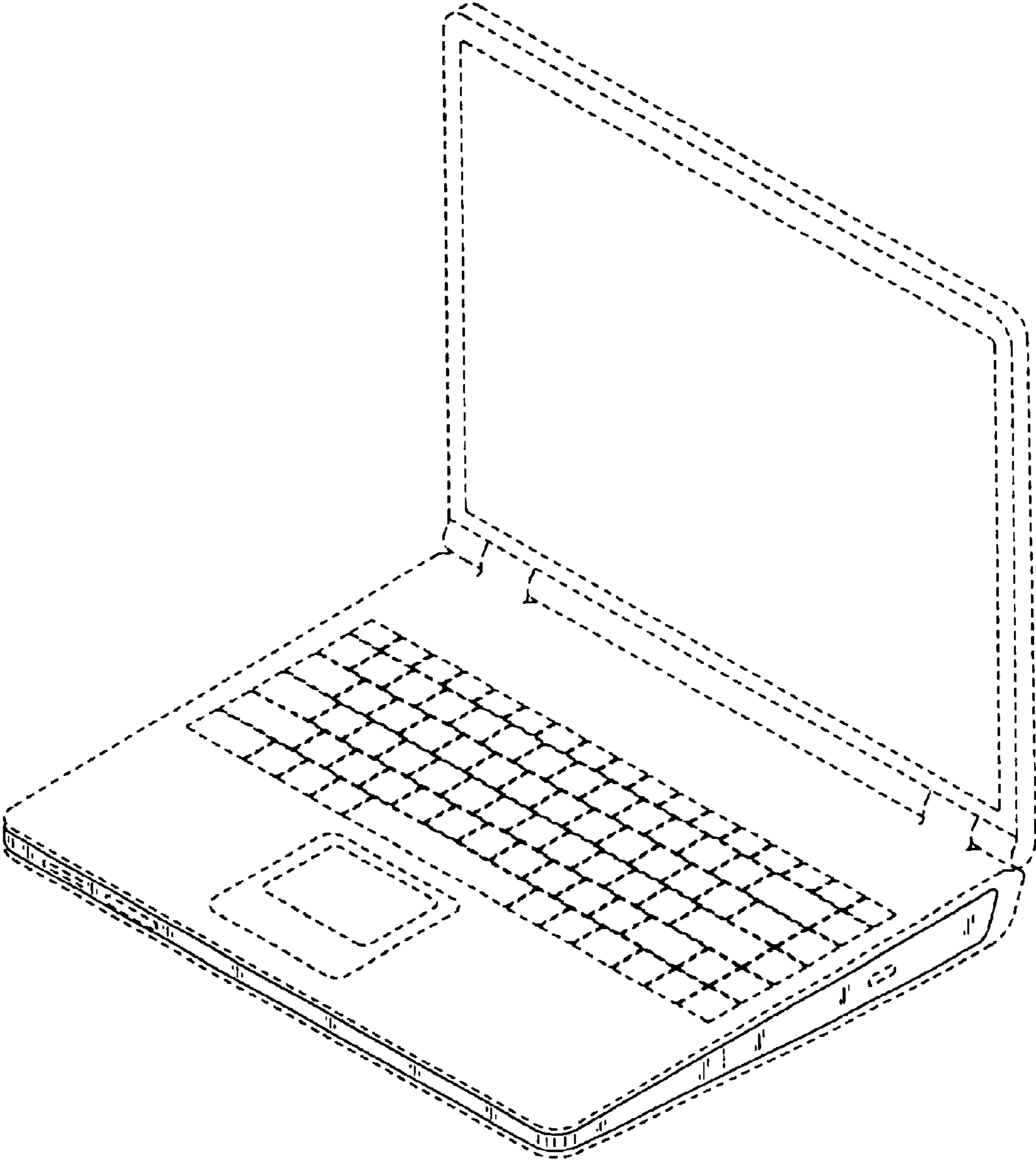


FIG.2




FIG.3

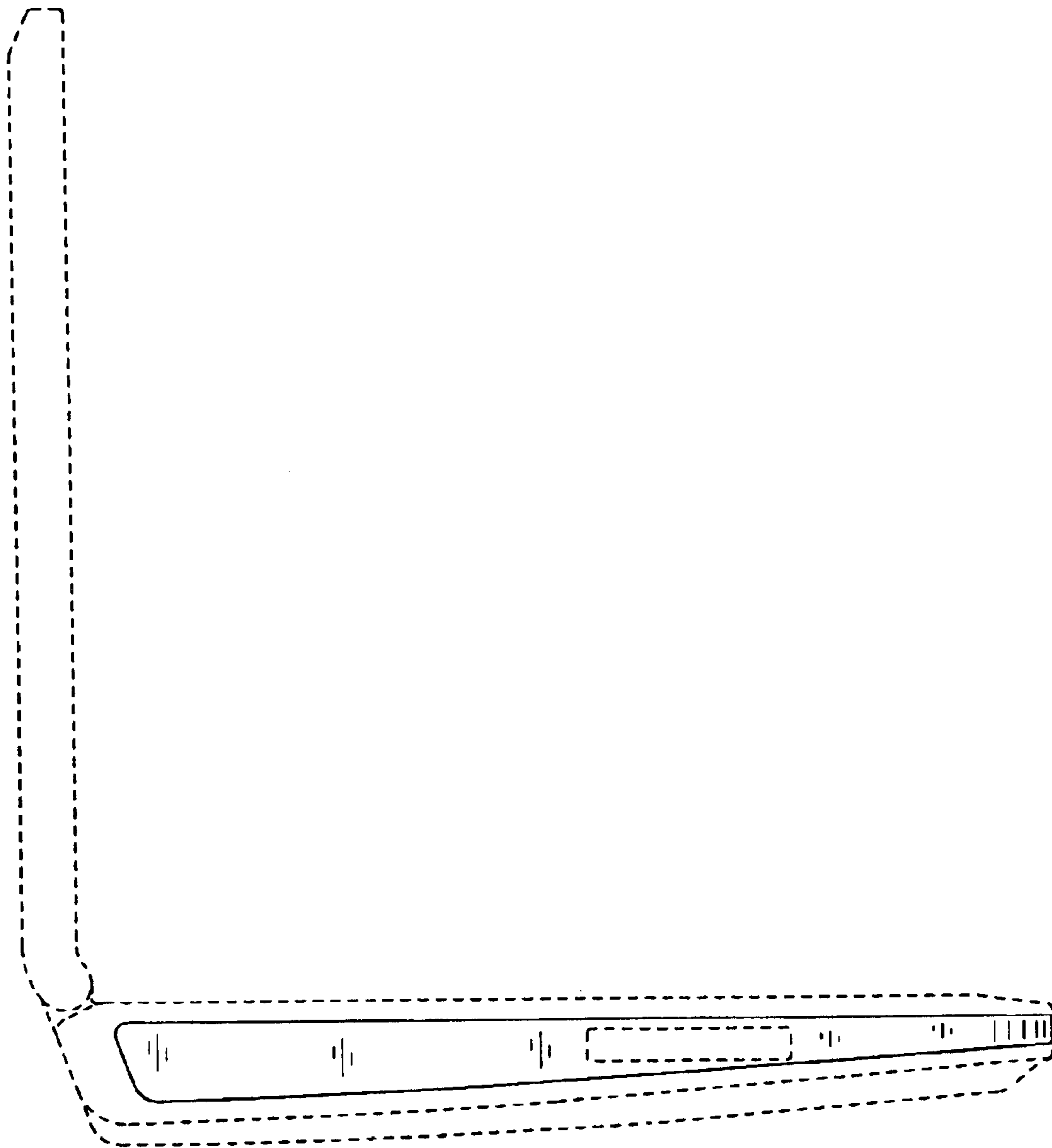


FIG.4

