

US00D501445S

(12) **United States Design Patent** (10) **Patent No.:** **US D501,445 S**
Brayer et al. (45) **Date of Patent:** **** Feb. 1, 2005**

(54) **TIRE TREAD**

(75) Inventors: **Randall Raymond Brayer**, North Canton, OH (US); **Charles Kenneth Schmalix**, Canal Fulton, OH (US); **Eric John Marazzi**, Akron, OH (US)

(73) Assignee: **The Goodyear Tire & Rubber Company**, Akron, OH (US)

(**) Term: **14 Years**

(21) Appl. No.: **29/187,235**

(22) Filed: **Jul. 29, 2003**

(51) **LOC (7) Cl.** **12-15**

(52) **U.S. Cl.** **D12/553**

(58) **Field of Search** D12/519, 521-524, D12/551, 553-556, 564-565; 152/209.1, 209.9, 209.13, 209.18, 209.25, 209.28

(56) **References Cited**

U.S. PATENT DOCUMENTS

D451,454 S 12/2001 Clark et al. 12/147
D471,150 S * 3/2003 Endo et al. D12/551

OTHER PUBLICATIONS

Bridgestone Potenza RE950 Tire, 2002 Tread Design Guide, Jan. 2002, p. 17. 3/2.*
Falken S/TZ-01 and HS-435 Tires, 2003 Tread Design Guide, Jan. 2002, p. 25. 2/4 & 3/4.*
Nexen Radial N2000 UHP Tire, 2003 Tread Design Guide, Jan. 2002, p. 47. 4/2.*

Nokian Hakkapelitta 2 Tire, 2003 Tread Design Guide, Jan. 2002, p. 49. 1/3.*

Toyo Observe G02 Tire, 2003 Tread Design Guide, Jan. 2002, p. 60. 2/5.*

* cited by examiner

Primary Examiner—Robert M. Spear

(74) *Attorney, Agent, or Firm*—Richard B. O’Planick; David L. King

(57) **CLAIM**

The ornamental Design for a tire tread, as shown and described.

DESCRIPTION

FIG. 1 is a perspective view of a tire tread showing our new design, it being understood that the pattern repeats uniformly throughout the circumference of the tread;

FIG. 2 is a front elevational view thereof;

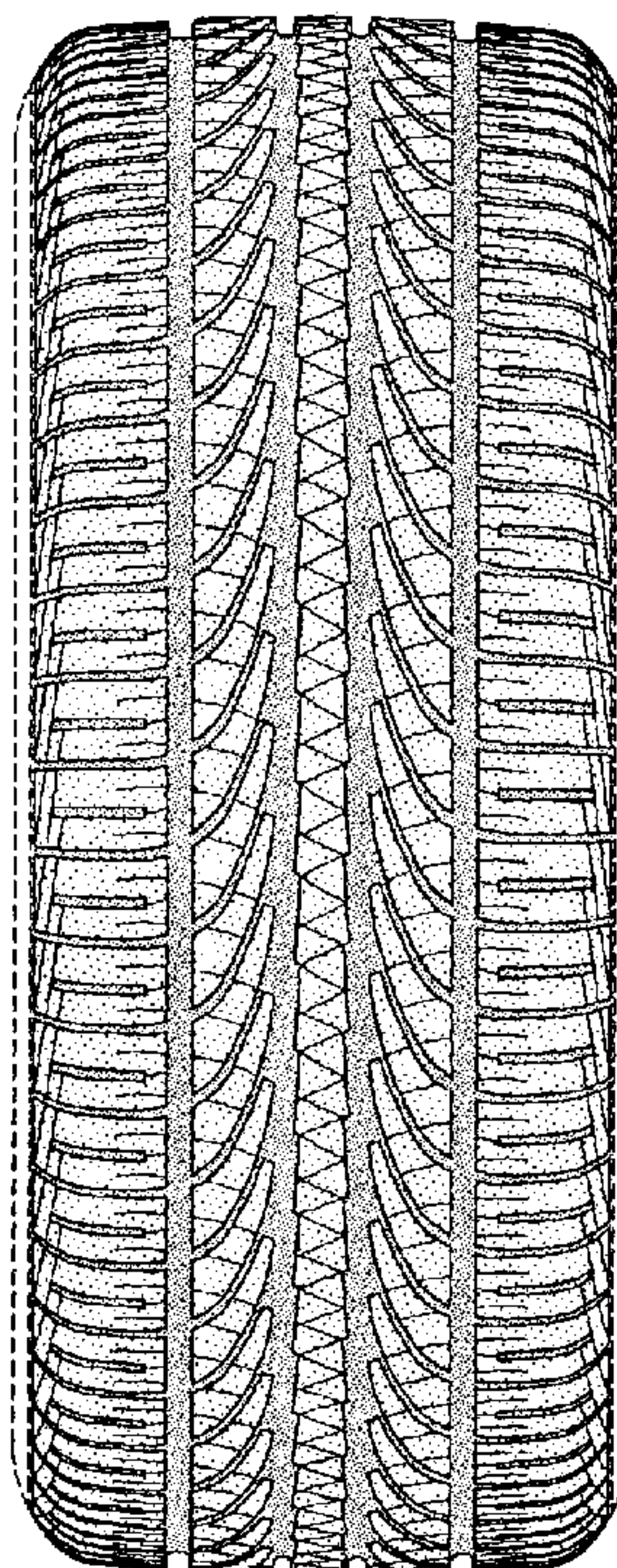
FIG. 3 is a right side elevational view thereof; the opposite side elevational view being identical thereto; and,

FIG. 4 is an enlarged fragmentary front elevational view thereof.

In the drawings, the broken lines defining the sidewall, inner bead and the peripheral boundary between the tire tread and the sidewall are for illustrative purposes only and form no part of the claimed design.

The dark stippled surface shading represents the recessed portion of the tread grooves having a depth as best shown in FIG. 2.

1 Claim, 4 Drawing Sheets



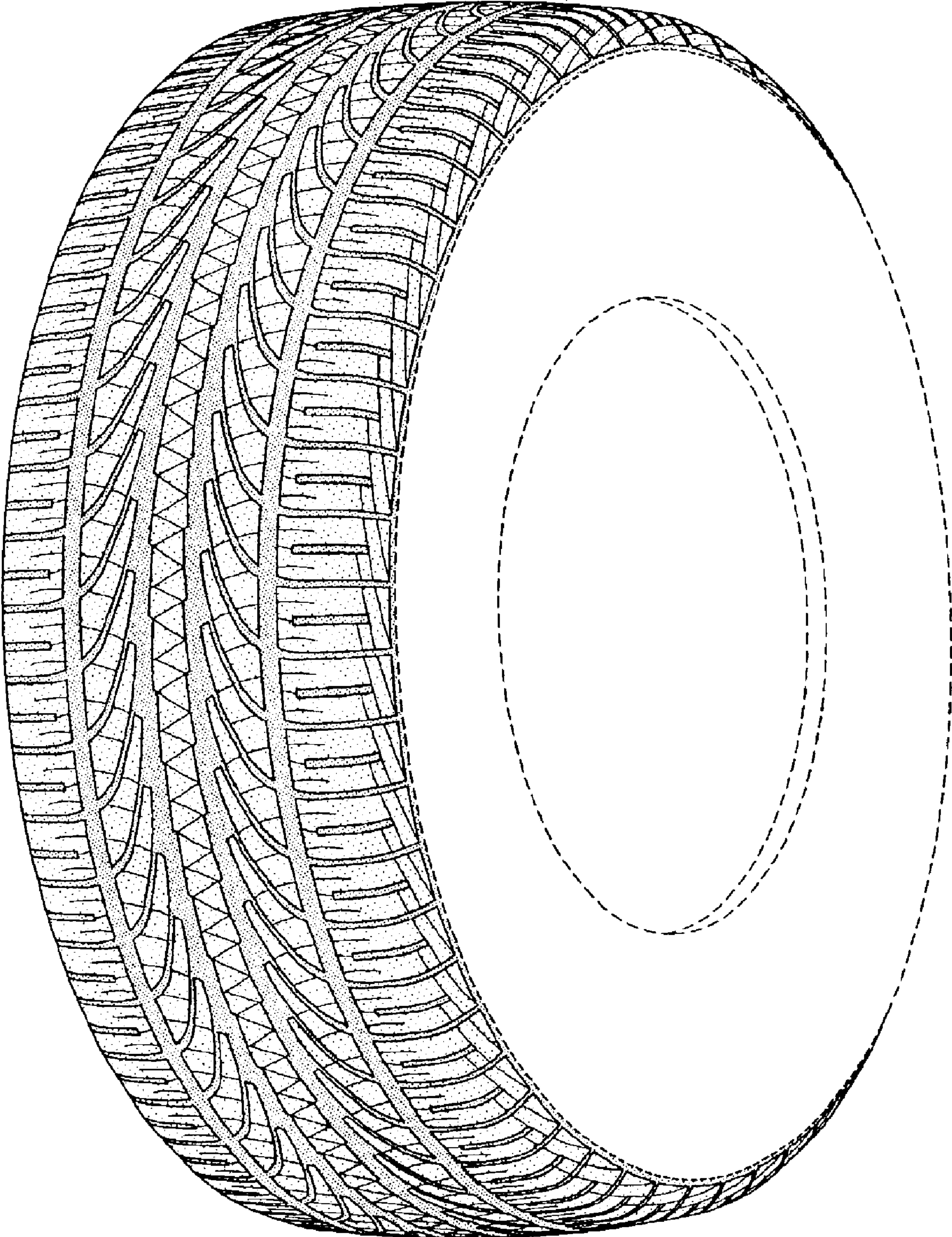


FIG-1

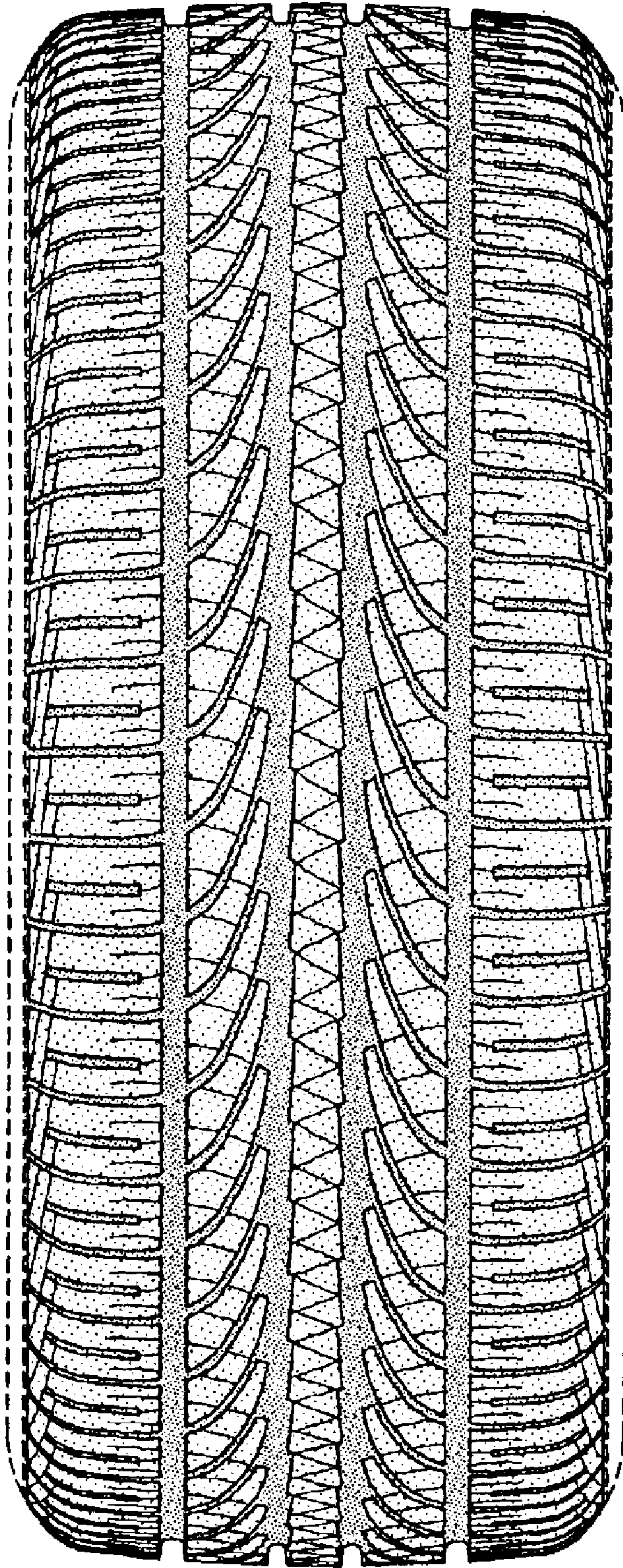


FIG-2

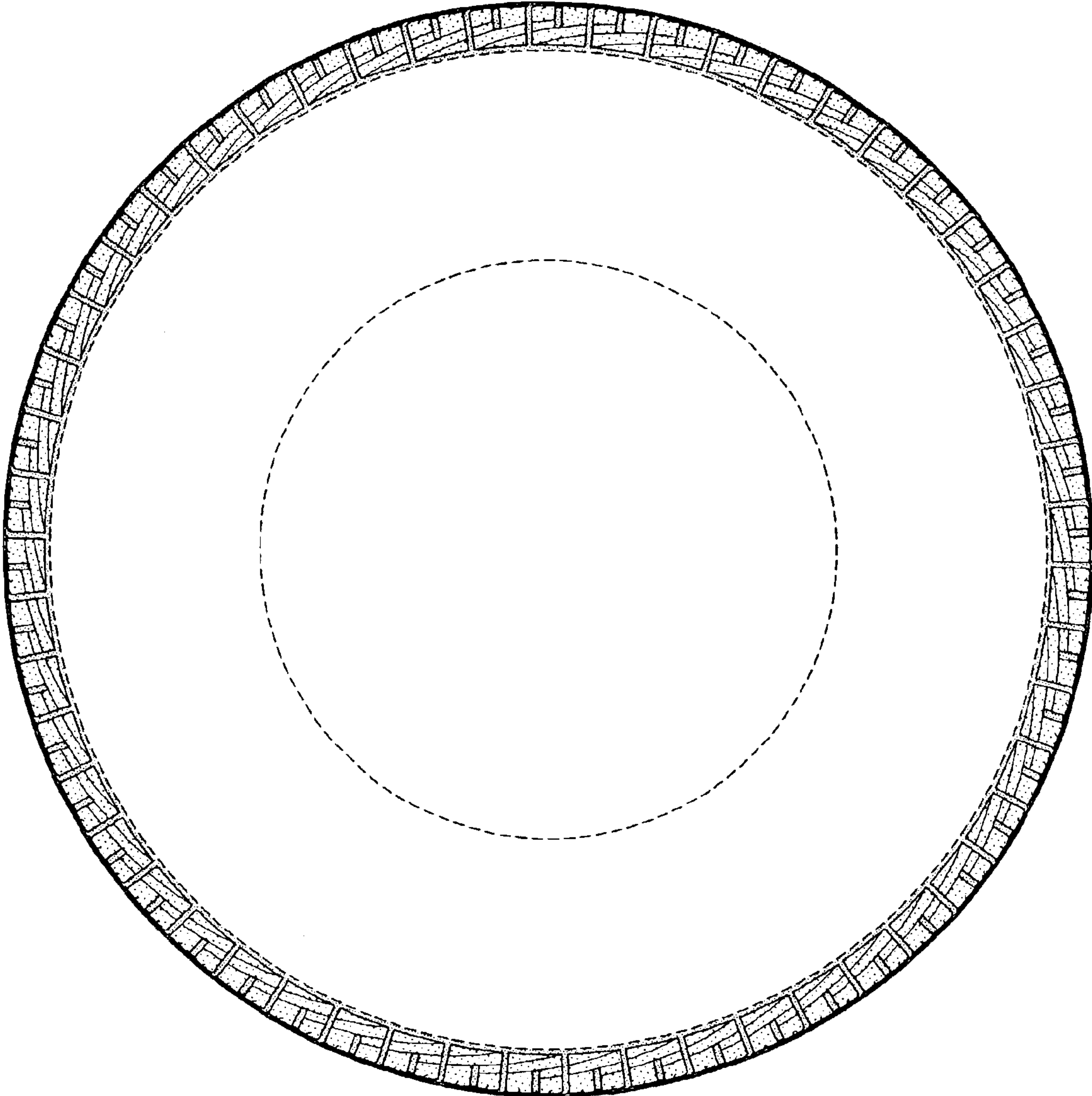


FIG-3

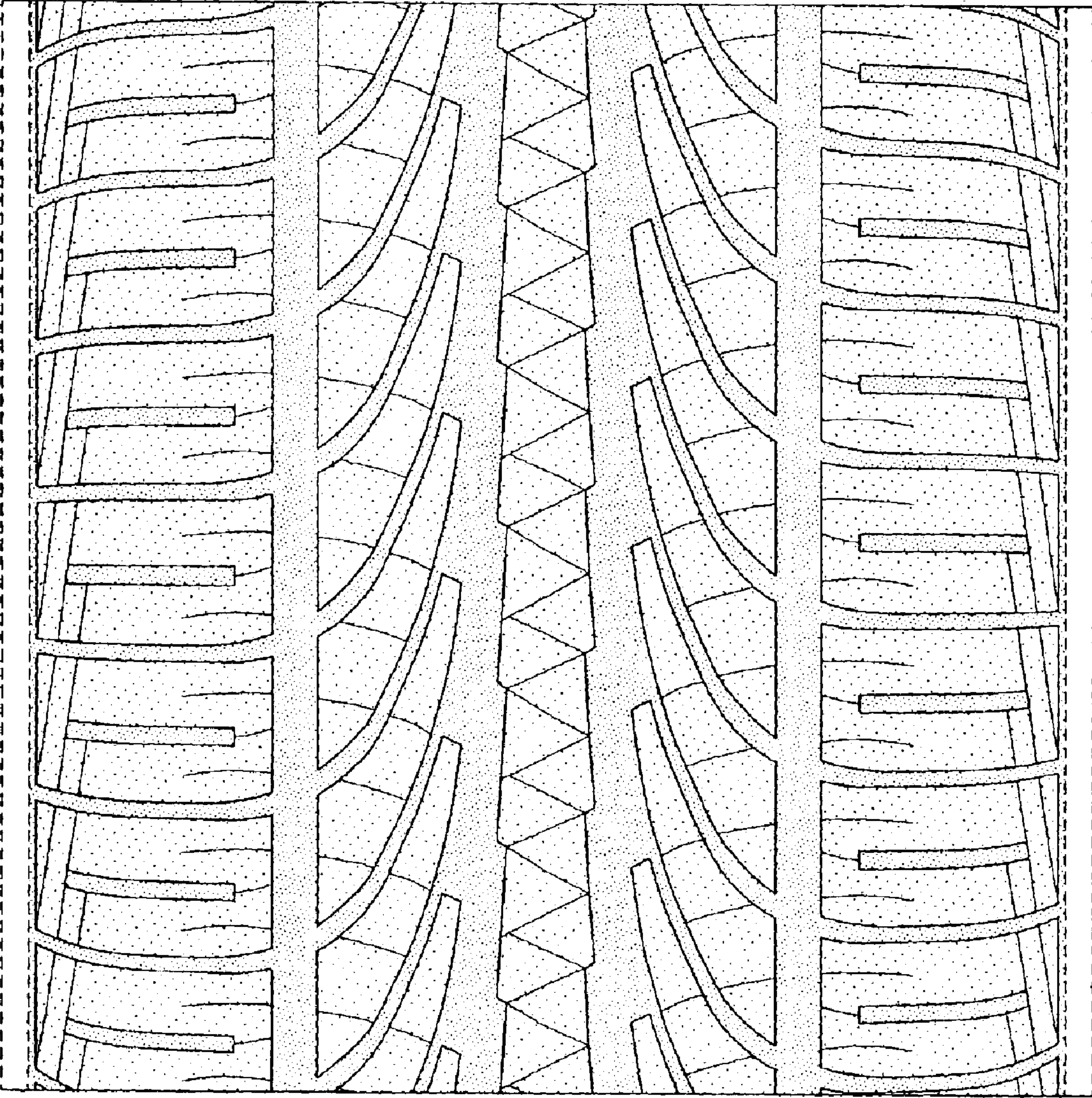


FIG-4