

US00D501428S

(12) **United States Design Patent**  
**Takahashi et al.**

(10) **Patent No.:** **US D501,428 S**  
(45) **Date of Patent:** **\*\* Feb. 1, 2005**

(54) **AUTOMOBILE**

(75) Inventors: **Masato Takahashi**, Yokohama (JP);  
**Toshio Yamashita**, San Diego, CA  
(US); **Diane T. Allen**, San Diego, CA  
(US)

(73) Assignee: **Nissan Motor Co., Ltd.**, Yokohama  
(JP)

(\*\*) Term: **14 Years**

(21) Appl. No.: **29/177,176**

(22) Filed: **Mar. 6, 2003**

(51) **LOC (7) Cl.** ..... **12-08**

(52) **U.S. Cl.** ..... **D12/91**

(58) **Field of Search** ..... D12/90-92, 86;  
D21/424, 433; 296/185

(56) **References Cited**

**U.S. PATENT DOCUMENTS**

D432,950 S \* 10/2000 Sugita ..... D12/91  
D460,022 S \* 7/2002 Hsu et al. .... D12/91  
D464,914 S \* 10/2002 Warkuss et al. .... D12/91

D466,052 S \* 11/2002 Abbott et al. .... D12/91  
D482,990 S \* 12/2003 Sims et al. .... D12/91  
D483,297 S \* 12/2003 Albaisa ..... D12/91  
D488,743 S \* 4/2004 Takagi et al. .... D12/91

\* cited by examiner

*Primary Examiner*—Melody N. Brown

(74) *Attorney, Agent, or Firm*—Foley & Lardner LLP

(57) **CLAIM**

The ornamental design for an automobile, as shown and described.

**DESCRIPTION**

FIG. 1 is a front perspective view of the automobile;  
FIG. 2 is a rear perspective view thereof;  
FIG. 3 is a right side view thereof;  
FIG. 4 is a bottom view thereof;  
FIG. 5 is a left side view thereof;  
FIG. 6 is a top plan view thereof;  
FIG. 7 is a front view thereof; and,  
FIG. 8 is a rear view thereof.

The broken lines are shown in the views for illustrative purpose only and form no part of the claimed design.

**1 Claim, 4 Drawing Sheets**




FIG. 1




FIG. 2




FIG. 3




FIG. 4

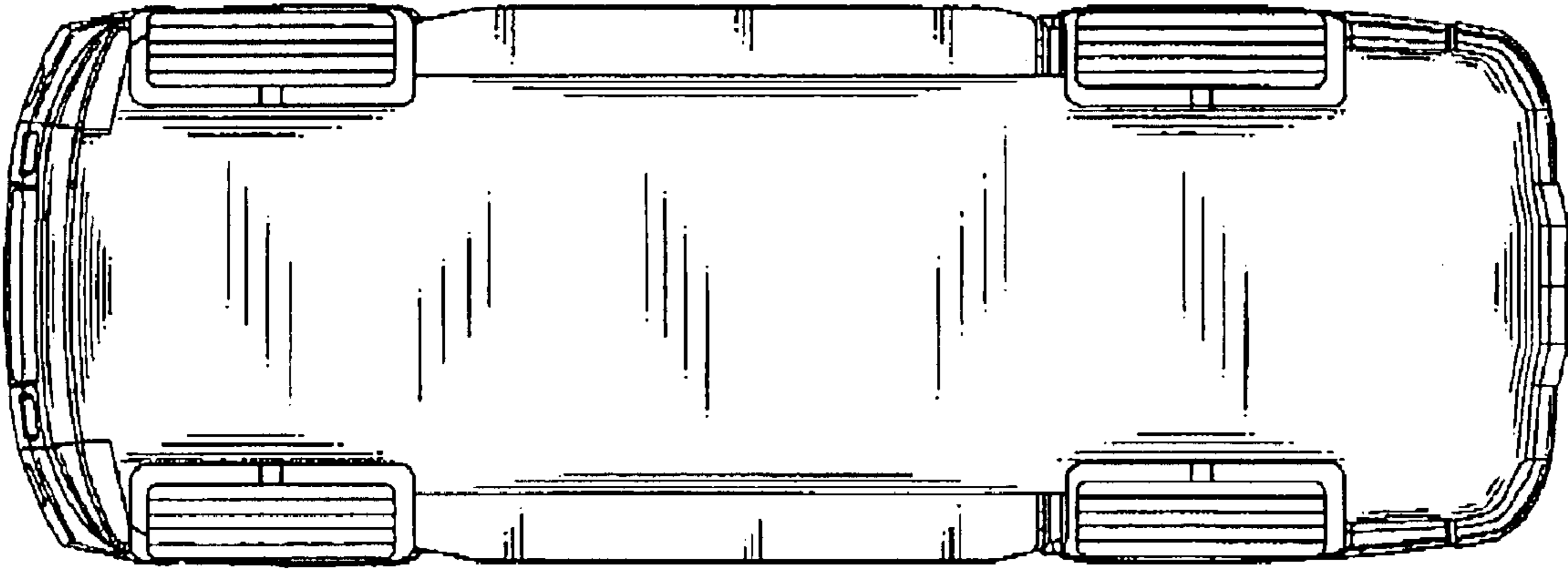


FIG. 5




FIG. 6

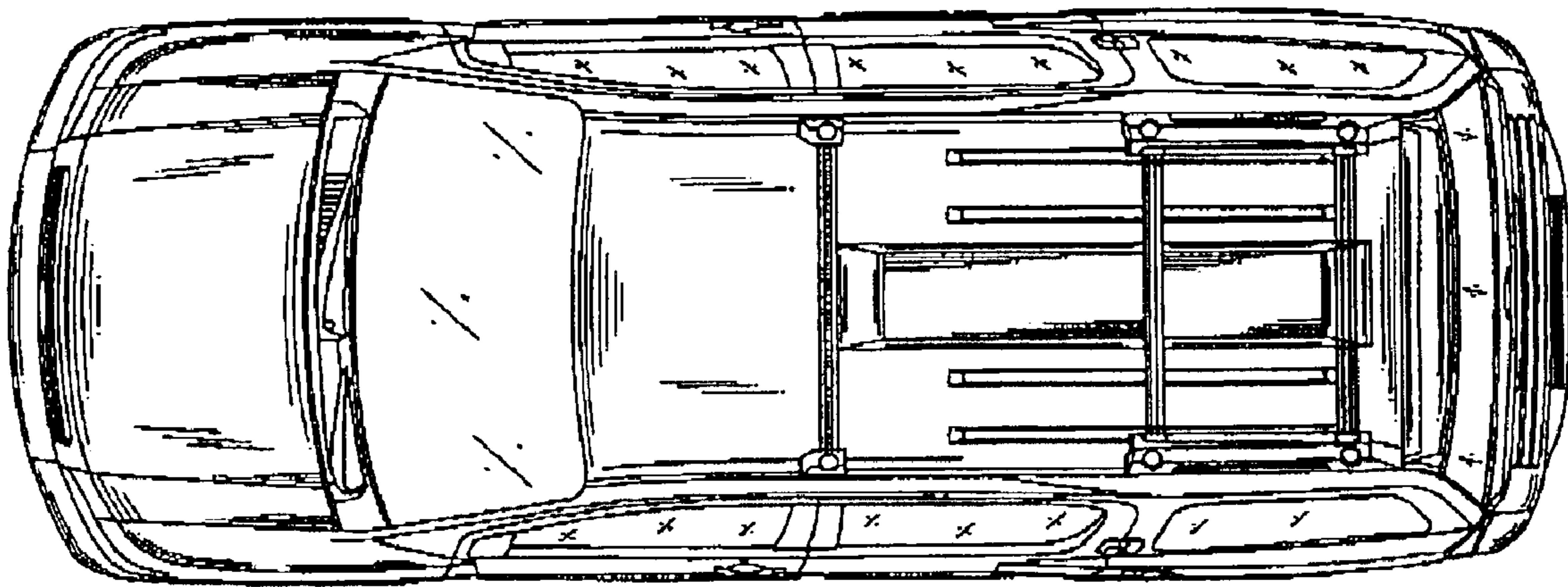


FIG. 7




FIG. 8

