

US00D501426S

(12) **United States Design Patent**  
**Robbins**

(10) **Patent No.: US D501,426 S**

(45) **Date of Patent: \*\* Feb. 1, 2005**

(54) **GOLF CLUB HEAD BELT BUCKLE**

(76) **Inventor: Daryl Robbins**, 129 Citadel Ridge  
Close NW., Calgary Alberta (CA), T3G  
4V6

(\*\*) **Term: 14 Years**

(21) **Appl. No.: 29/202,766**

(22) **Filed: Apr. 5, 2004**

(51) **LOC (7) Cl. .... 02-07**

(52) **U.S. Cl. .... D11/238**

(58) **Field of Search** ..... D11/238, 200-235;  
24/168, 299, 614, 616, 625, 650, 615, 199,  
170, 318, 163 K

(56) **References Cited**

**U.S. PATENT DOCUMENTS**

- D159,033 S \* 6/1950 Yarbrough ..... D11/238
- D159,621 S \* 8/1950 Howard ..... D11/238
- D167,441 S \* 8/1952 Brock ..... D11/211

- D254,522 S \* 3/1980 Moreton ..... D11/230
- 4,260,087 A \* 4/1981 Leaver ..... D11/238
- 4,318,207 A \* 3/1982 Stroud ..... 24/163 K
- D474,130 S \* 5/2003 Rezanian ..... D11/231

\* cited by examiner

*Primary Examiner*—Catherine R. Oliver

(74) *Attorney, Agent, or Firm*—Stephen Lewellyn


(57) **CLAIM**

The ornamental design for a golf club head belt buckle, as shown and described.

**DESCRIPTION**

FIG. 1 is a front elevation view of my new design;  
FIG. 2 is a rear elevational view thereof;  
FIG. 3 is a right side elevational view thereof;  
FIG. 4 is a left side elevational view thereof;  
FIG. 5 is a top plan view thereof; and,  
FIG. 6 is a bottom plan view thereof.

**1 Claim, 3 Drawing Sheets**






FIG. 1

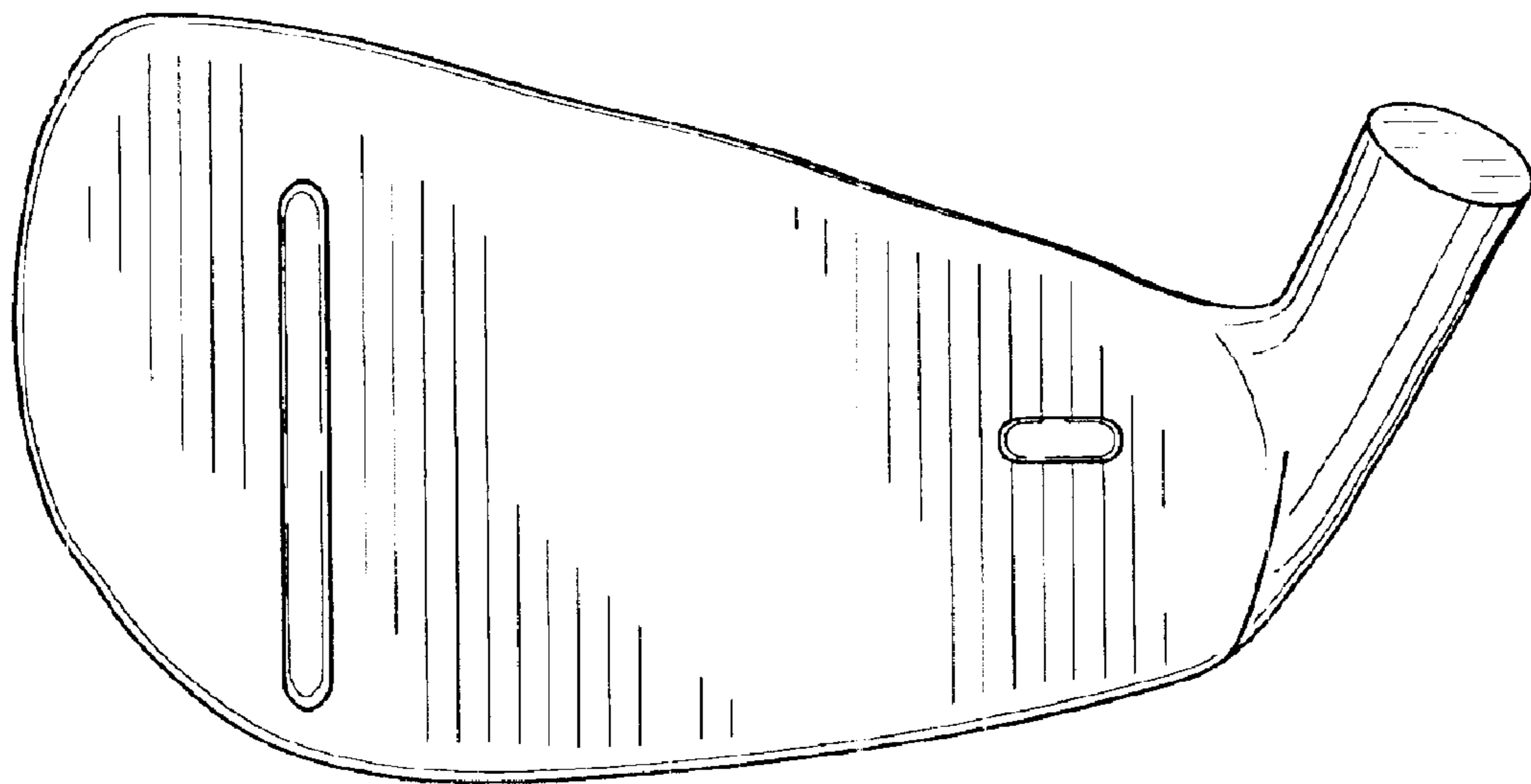


FIG. 2

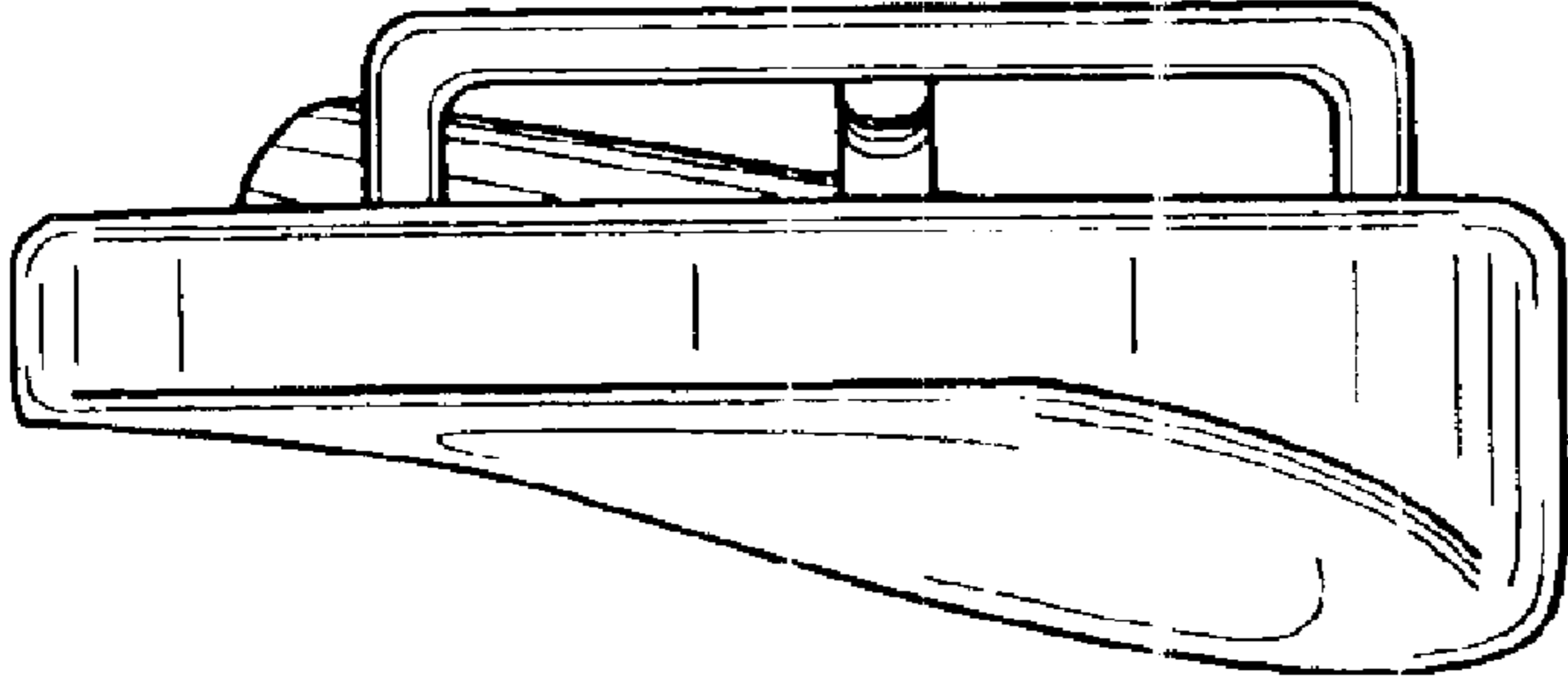


FIG. 4

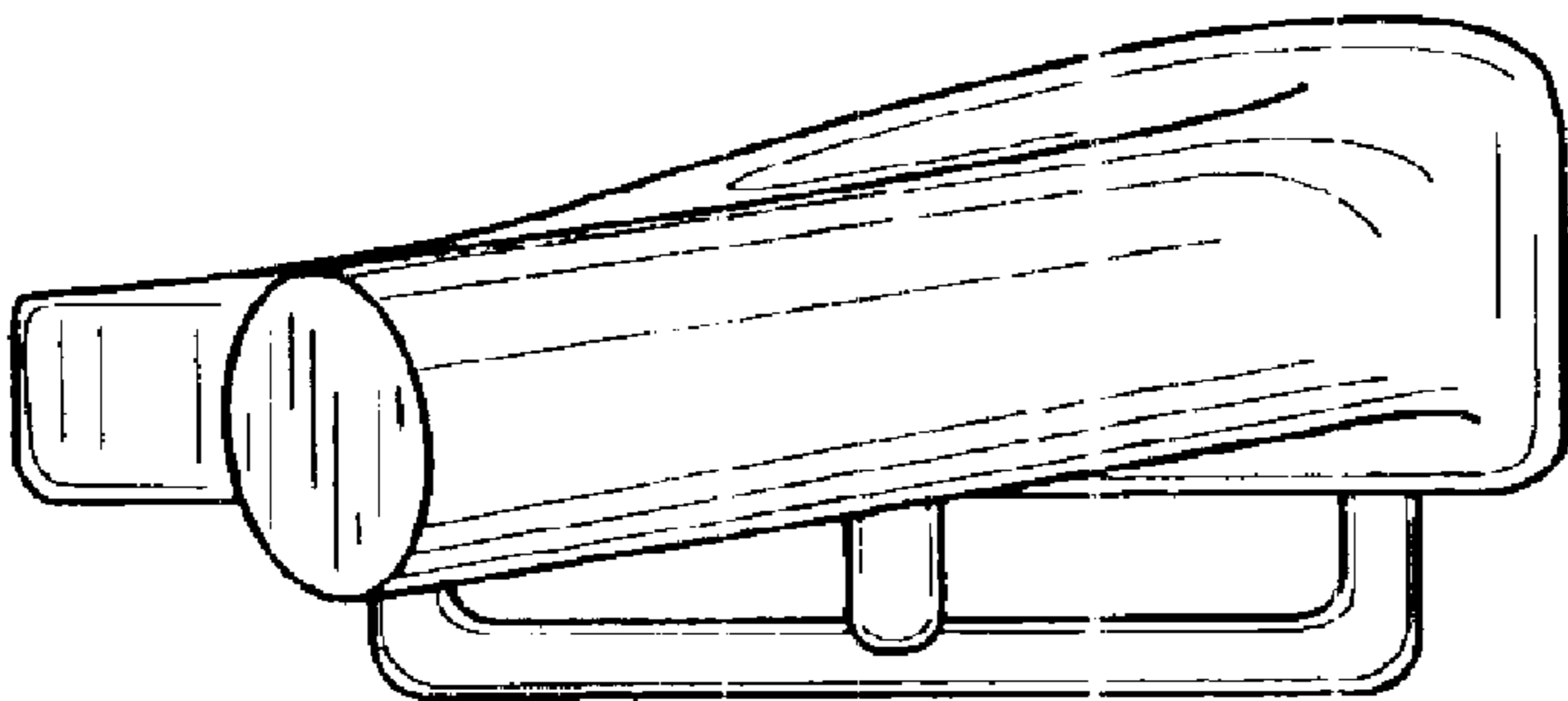


FIG. 3




FIG. 5

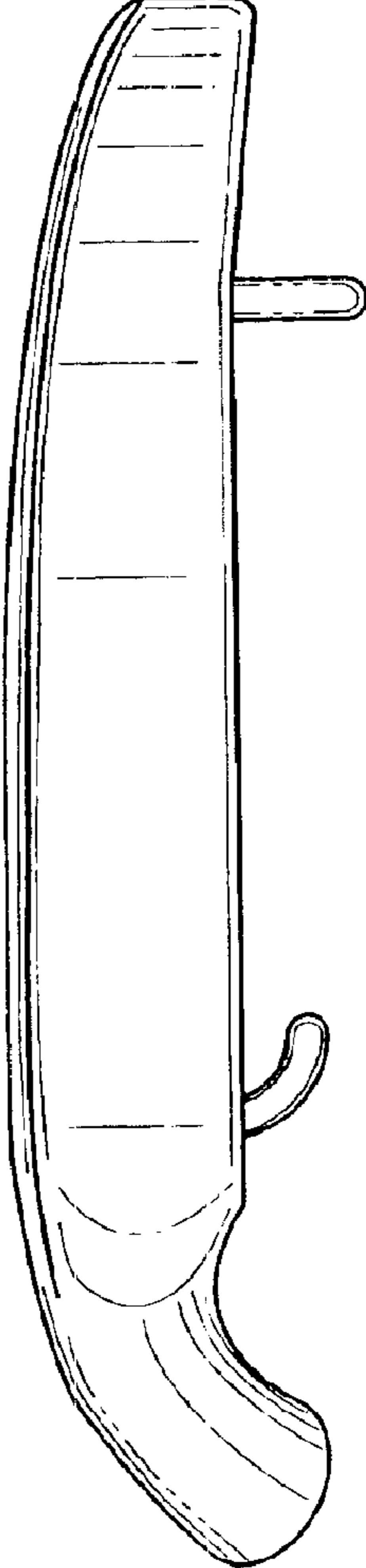


FIG. 6