

US00D501411S

(12) **United States Design Patent** (10) **Patent No.:** **US D501,411 S**
Buccellati (45) **Date of Patent:** **** Feb. 1, 2005**

(54) **WATCH-CASE**

(75) **Inventor:** **Gianmaria Buccellati, Milan (IT)**

(73) **Assignee:** **Buccellati Holding Italia S.p.A., Milan (IT)**

(**) **Term:** **14 Years**

(21) **Appl. No.:** **29/188,150**

(22) **Filed:** **Aug. 13, 2003**

(30) **Foreign Application Priority Data**
 Mar. 25, 2003 (CH) 129560

(51) **LOC (7) Cl.** **10-02**

(52) **U.S. Cl.** **D10/30; D10/39**

(58) **Field of Search** D10/1-40, 122-132;
 368/280-282, 276-277, 285, 294-295

(56) **References Cited**
U.S. PATENT DOCUMENTS
 D63,613 S * 12/1923 Cleven D10/122
 D69,247 S * 1/1926 Bassett D10/103

D69,742 S * 3/1926 Cleven D10/103
 D69,743 S * 3/1926 Cleven D10/103
 D69,744 S * 3/1926 Cleven D10/103
 D136,341 S * 9/1943 Dupin D11/86

* cited by examiner

Primary Examiner—Nelson C. Hlotje
 (74) *Attorney, Agent, or Firm*—Clifford W. Browning;
 Woodard, Emhardt, Moriarty, McNett & Henry LLP

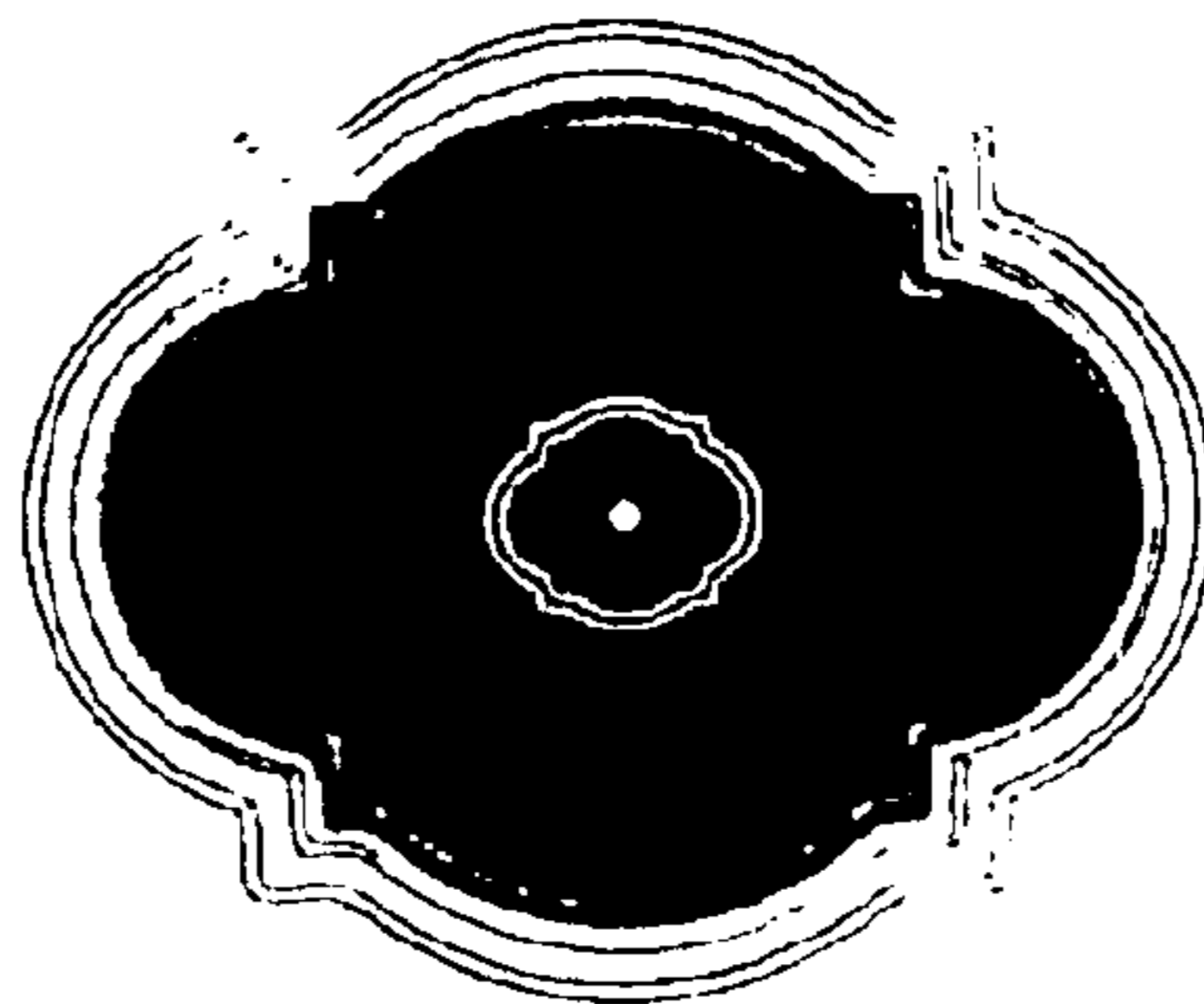
(57) **CLAIM**

The ornamental design for a watch-case, as shown and described.

DESCRIPTION

FIG. 1 is a front view of a watch-case, showing my new design.
 FIG. 2 is a rear view of FIG. 1.
 FIG. 3 is a right side view of FIG. 1.
 FIG. 4 is a left side view of FIG. 1.
 FIG. 5 is a bottom plan view of FIG. 1.
 FIG. 6 is a top plan view of FIG. 2; and,
 FIG. 7 is a perspective view of FIG. 1.

1 Claim, 1 Drawing Sheet



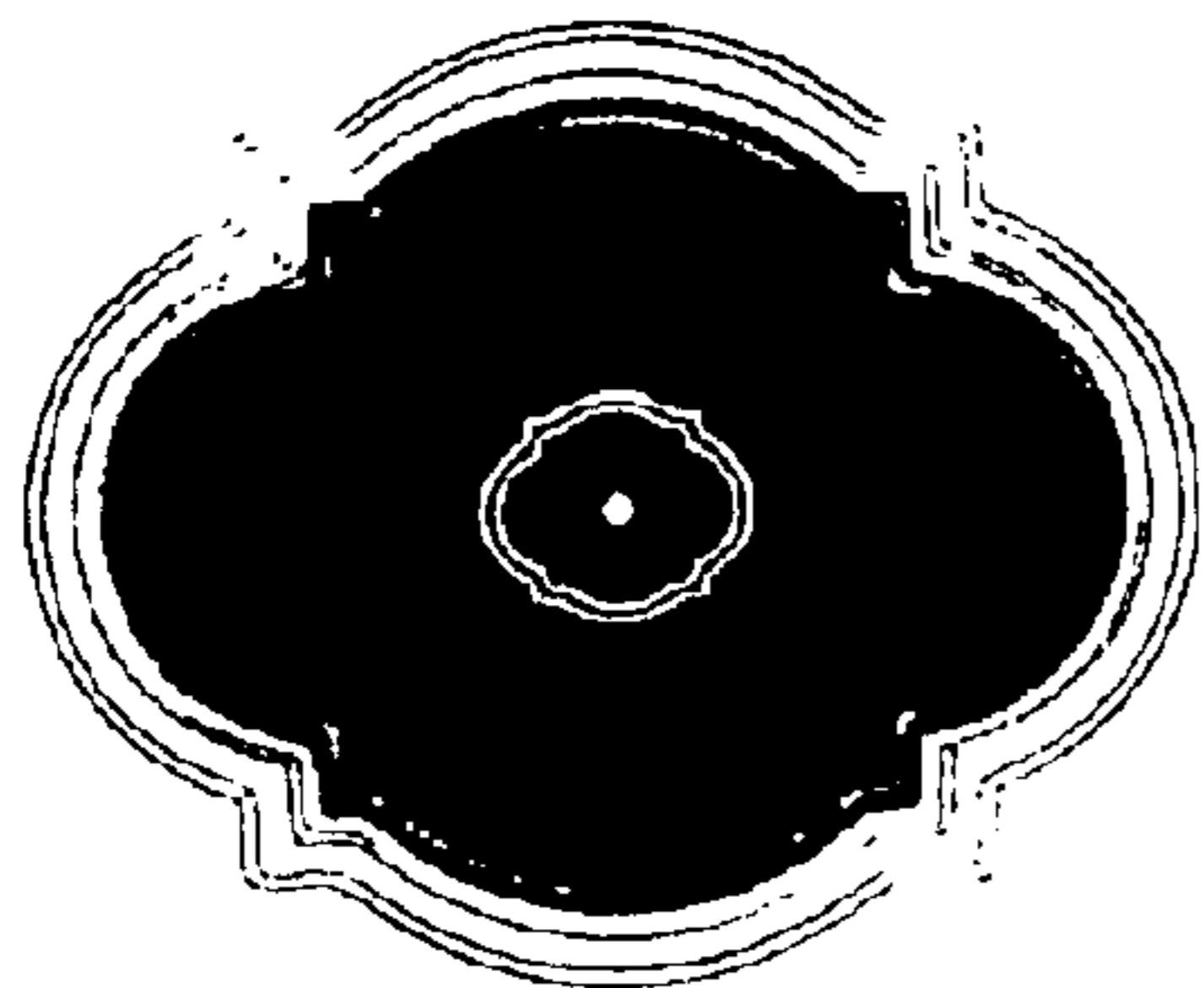


Fig. 1




Fig. 2



Fig. 3



Fig. 4




Fig. 5




Fig. 6




Fig. 7