

US00D501406S

(12) **United States Design Patent**  
**Dorn**

(10) **Patent No.:** **US D501,406 S**  
(45) **Date of Patent:** **\*\* Feb. 1, 2005**

(54) **CONTAINER**

D377,759 S \* 2/1997 Hot ..... D9/520  
D462,616 S \* 9/2002 Scheida ..... D9/528

(75) **Inventor:** **James C. Dorn**, Norton, OH (US)

\* cited by examiner

(73) **Assignee:** **Plastipak Packaging, Inc.**, Plymouth, MI (US)

*Primary Examiner*—Stella Reid  
*Assistant Examiner*—Daniel Bui

(\*\*) **Term:** **14 Years**

(74) *Attorney, Agent, or Firm*—Honigman Miller Schwartz and Cohn LLP

(21) **Appl. No.:** **29/173,163**

(57) **CLAIM**

(22) **Filed:** **Dec. 23, 2002**

The ornamental design for a container, as shown and described.

(51) **LOC (7) Cl.** ..... **09-03**

(52) **U.S. Cl.** ..... **D9/528**

(58) **Field of Search** ..... D9/341, 499, 516–517, D9/523, 526–528, 530–531, 533, 572, 573, 574, 575; 206/527, 815; 215/40, 400, 382–384, 398; 220/200, 260, 288, 560.04, 890, 901, 769, 771

**DESCRIPTION**

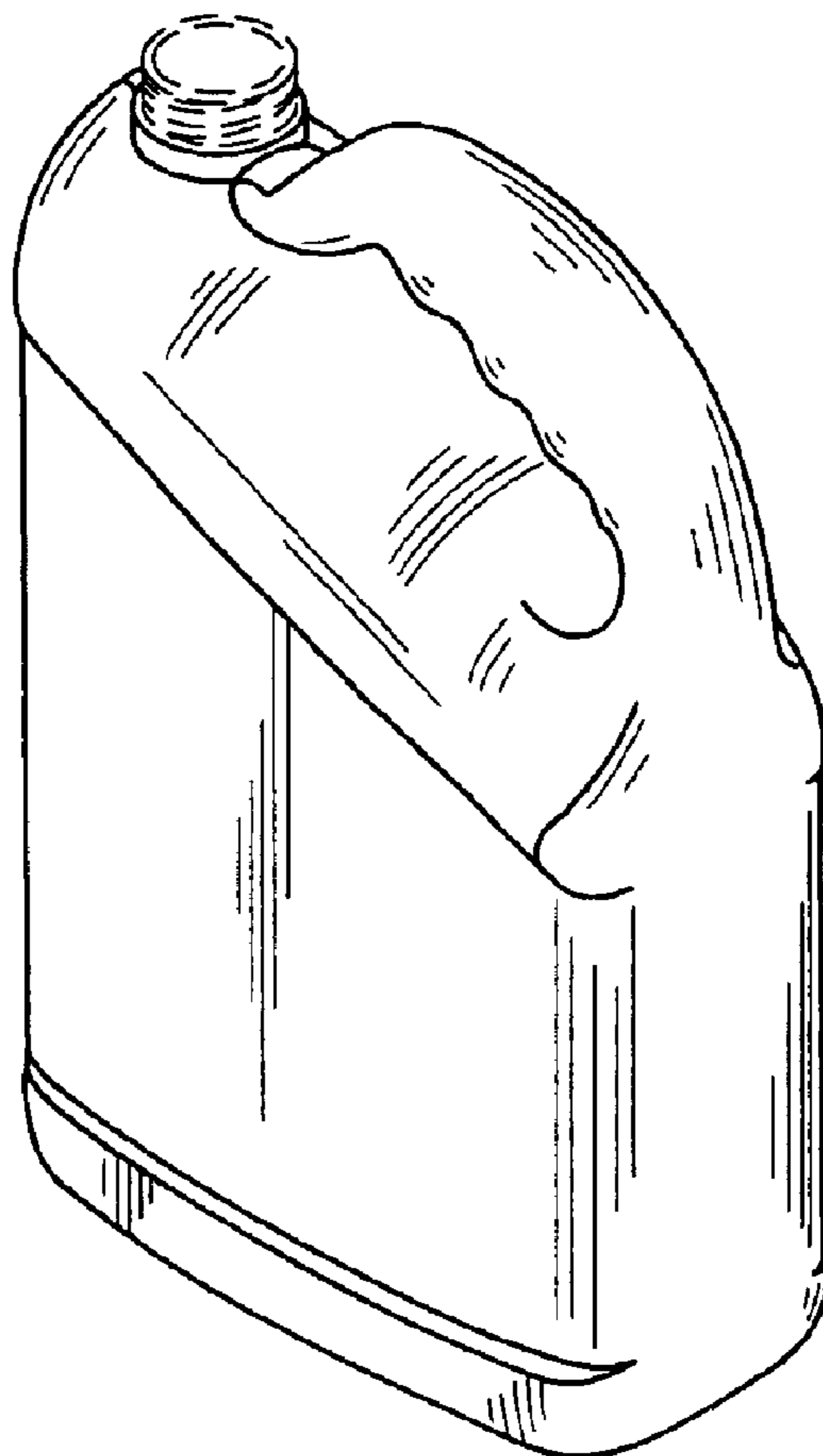
FIG. 1 is a perspective view of the container looking downwardly from the rear and left of the container; FIG. 2 is a left side elevation view of the container, the right side elevation view being a mirror image of the left side; FIG. 3 is a front elevation view of the container. FIG. 4 is a rear elevation view of the container; FIG. 5 is a top plan view of the container; and, FIG. 6 is a bottom plan view of the container. The broken lines in the drawings are for illustrative purposes only and do not form a part of the claimed design.

(56) **References Cited**

**U.S. PATENT DOCUMENTS**

D344,235 S \* 2/1994 Bridger et al. .... D9/528  
D346,331 S \* 4/1994 Jaramillo ..... D9/520  
D358,991 S \* 6/1995 Bridger et al. .... D9/528  
D368,226 S \* 3/1996 Ring ..... D9/528

**1 Claim, 2 Drawing Sheets**



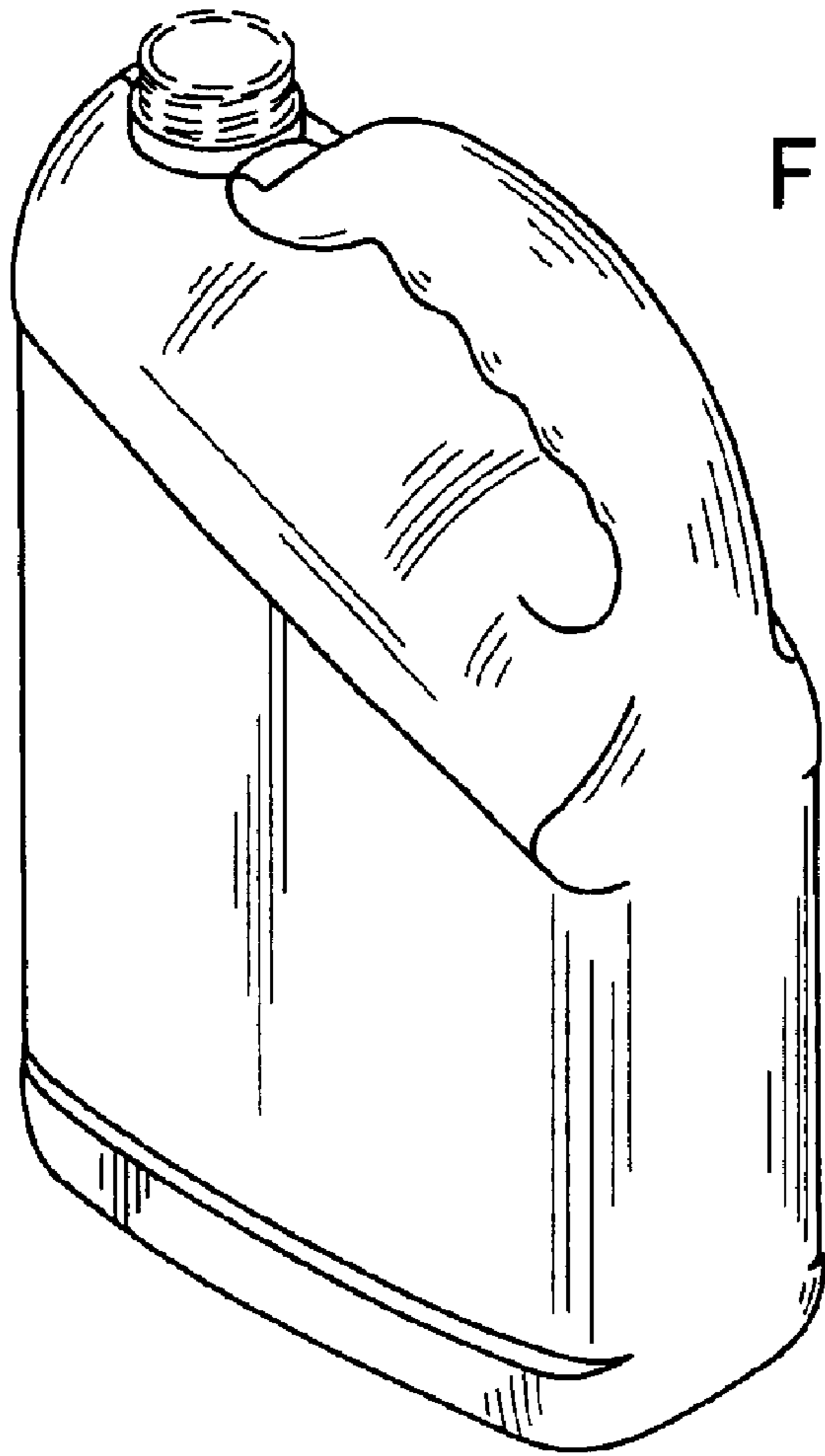


FIG. 1

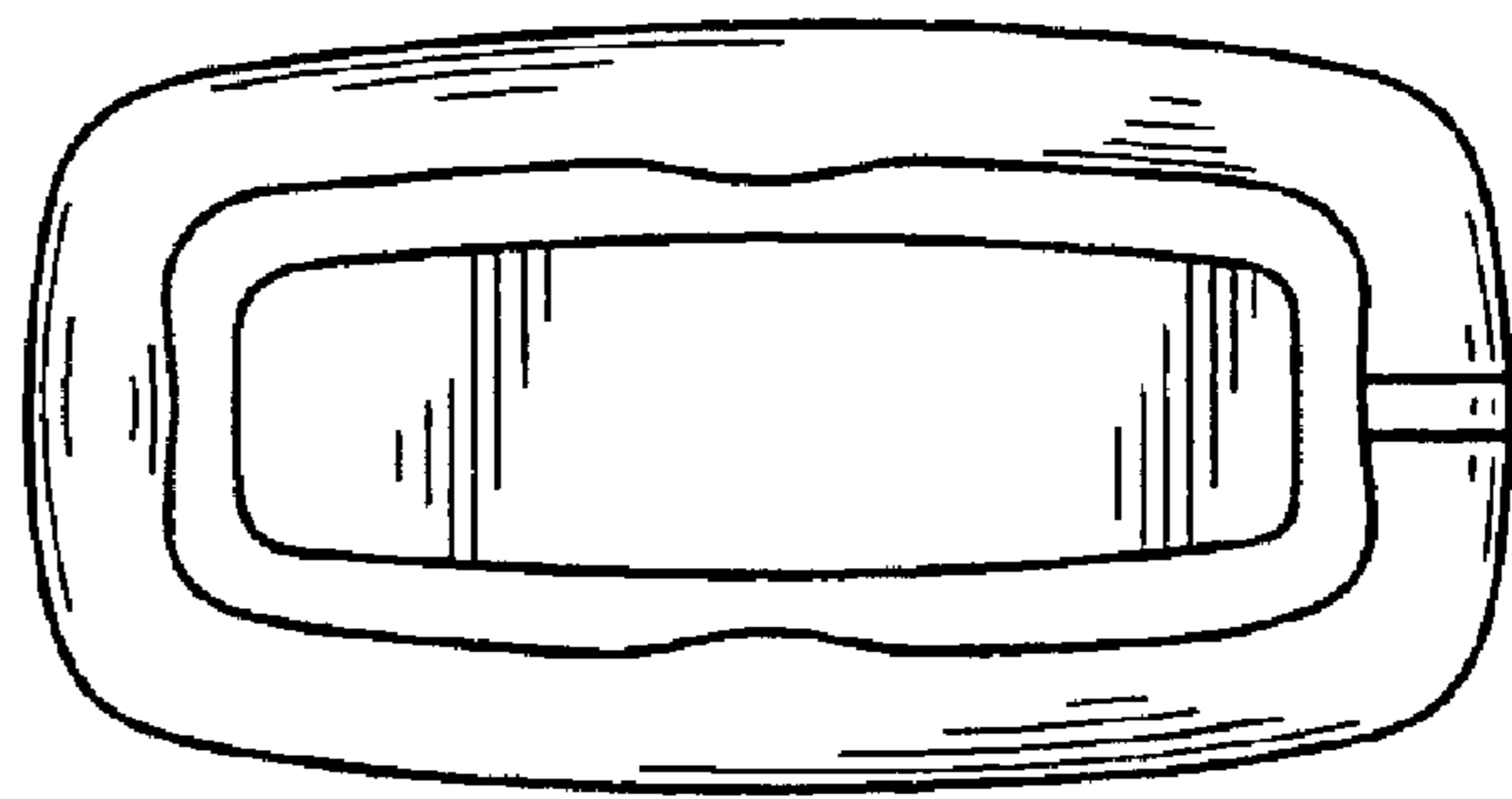


FIG. 6

FIG. 5

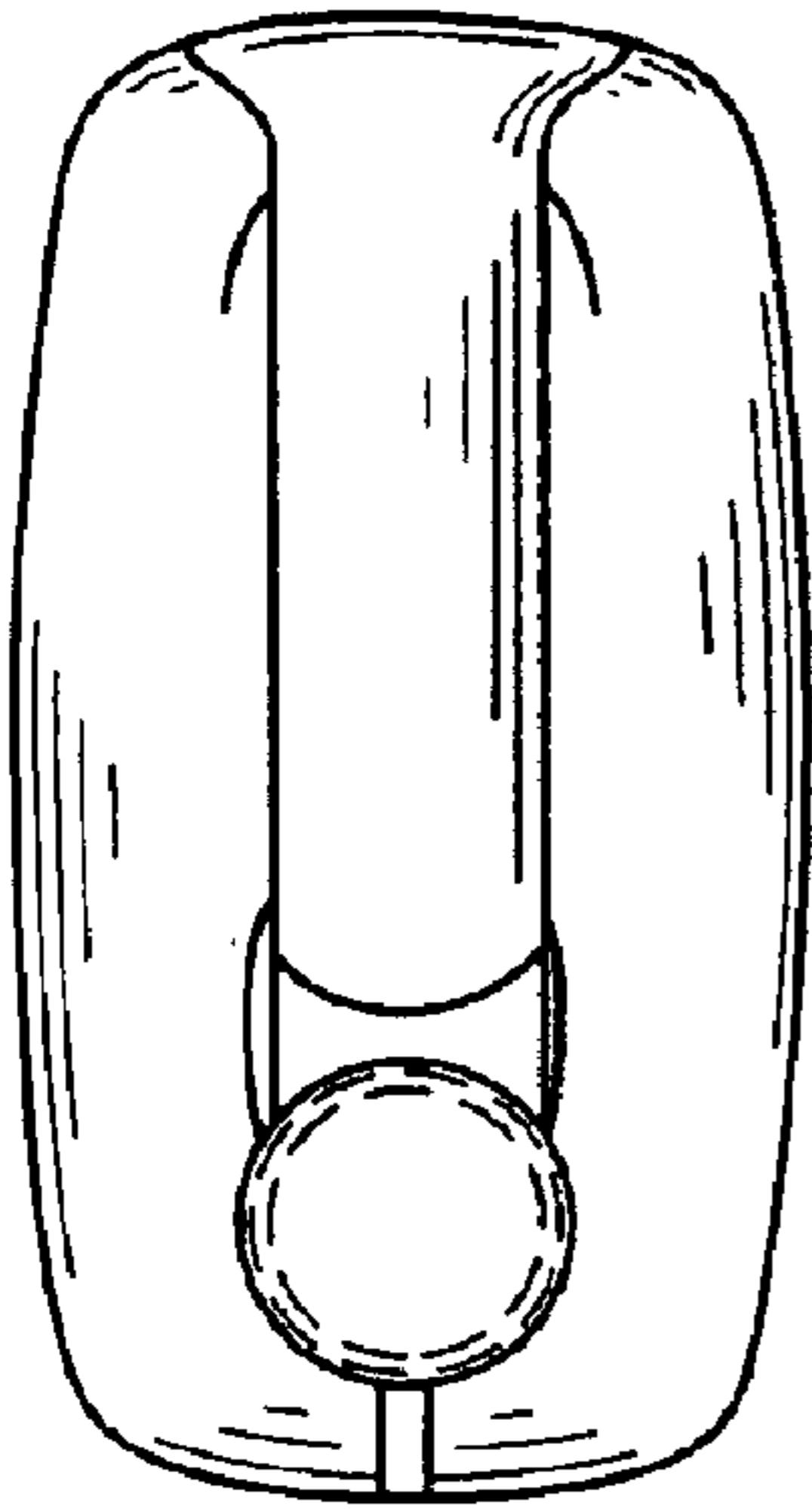


FIG. 4

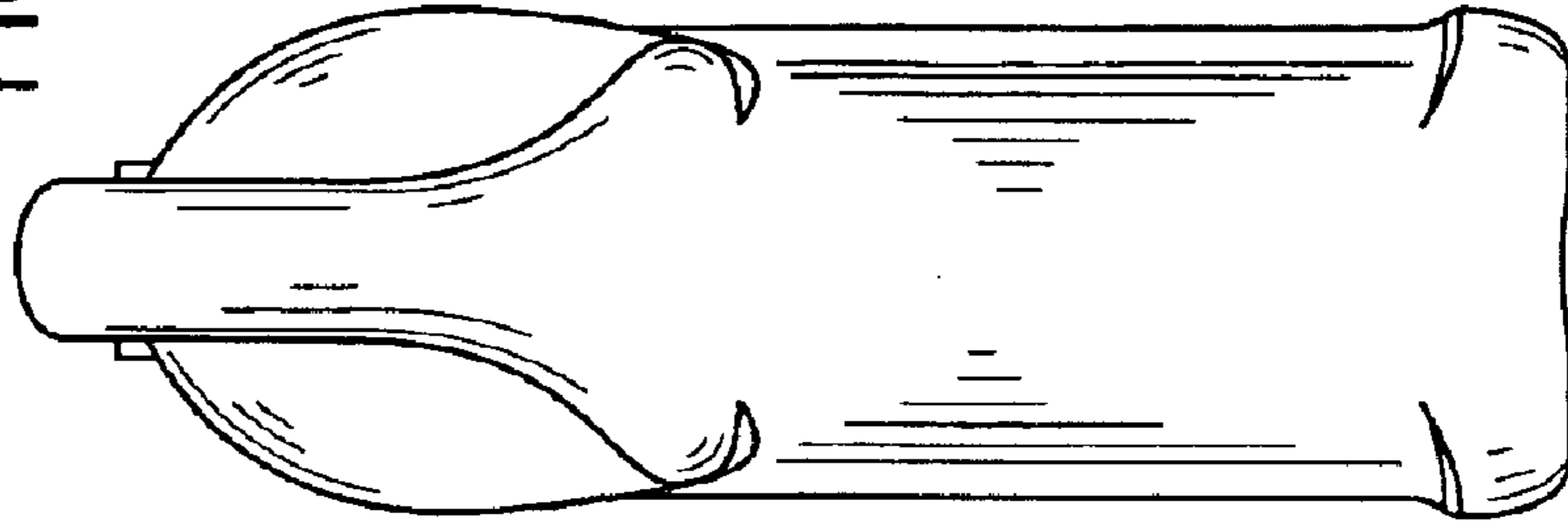


FIG. 2




FIG. 3

