



US00D501397S

(12) **United States Design Patent**
Mallet et al.

(10) **Patent No.: US D501,397 S**
(45) **Date of Patent: ** Feb. 1, 2005**

(54) **PACKAGE FOR LIQUIDS**
(75) Inventors: **Guillaume Mallet**, Lyons (FR);
Grégory Antier, Trevoux (FR)
(73) Assignee: **Tetra Laval Holdings & Finance S.A.**,
Pully (CH)
(**) Term: **14 Years**

4,830,273 A 5/1989 Kalberer et al.
D317,260 S 6/1991 Nylander
D320,935 S 10/1991 Nylander
D324,497 S 3/1992 Denton
D329,595 S 9/1992 Küng
D331,362 S 12/1992 Andersson et al.
D333,785 S 3/1993 Ohlsson et al.
5,248,054 A 9/1993 Berggren et al.
5,255,813 A 10/1993 Berggren et al.

(List continued on next page.)

(21) Appl. No.: **29/171,418**
(22) Filed: **Nov. 22, 2002**

FOREIGN PATENT DOCUMENTS

(30) **Foreign Application Priority Data**

May 24, 2002 (SE) 02-0845

SE 49 059 10/1990
SE 63 935 3/1999
SE 68 337 12/2001
SE 01 0978 1/2003

(51) **LOC (7) Cl.** **09-01**
(52) **U.S. Cl.** **D9/302**
(58) **Field of Search** D9/302, 305, 307,
D9/310, 339, 345, 330, 331, 337; D7/510,
511, 516; 426/85; 215/376, 389; 229/103.1;
220/528; 222/708, 107; 206/822

* cited by examiner

Primary Examiner—Paula A. Greene
(74) *Attorney, Agent, or Firm*—Burns, Doane, Swecker &
Mathis, L.L.P.

(56) **References Cited**

(57) **CLAIM**

The ornamental design for a package for liquids, as shown
and described.

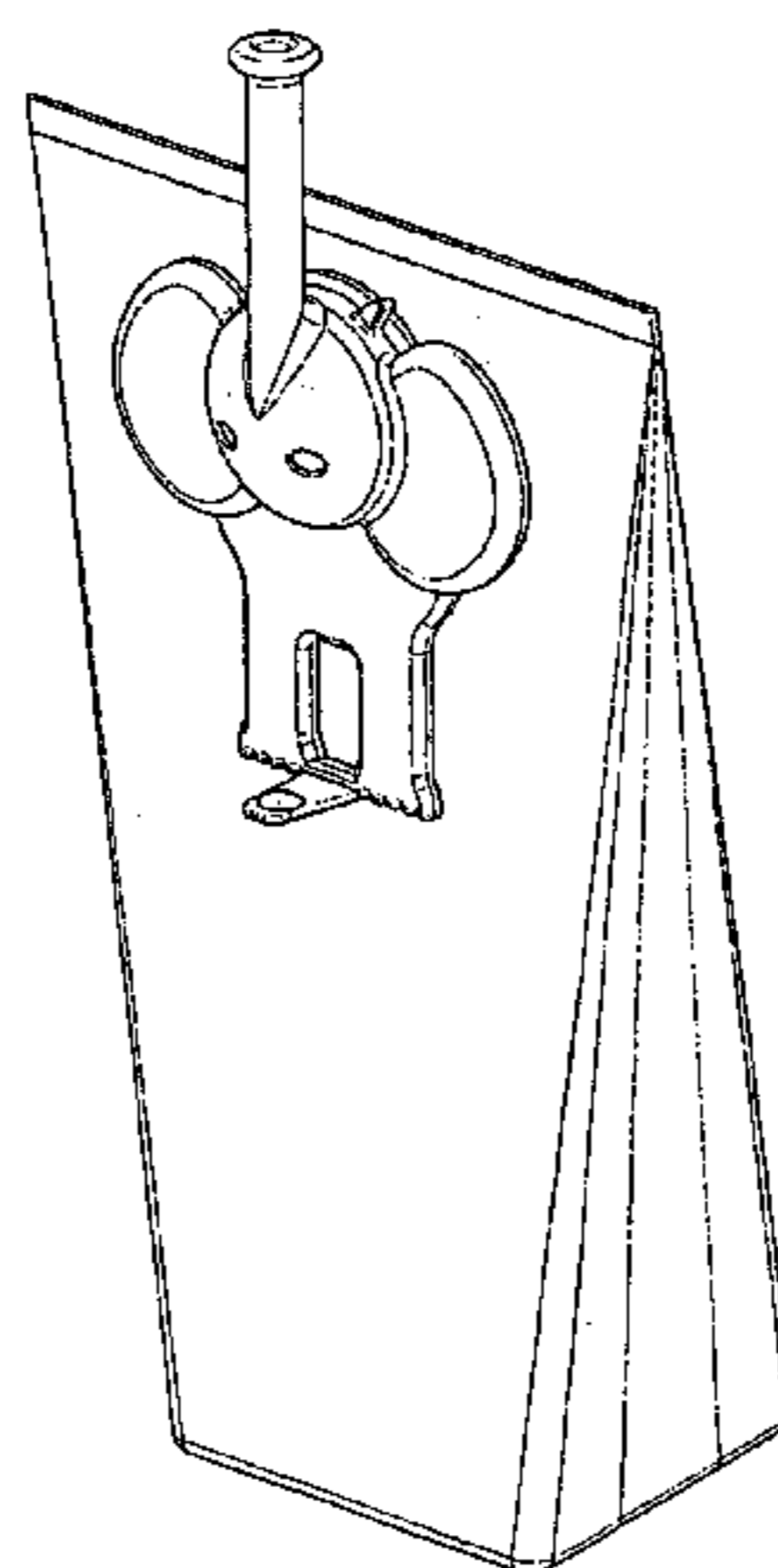

U.S. PATENT DOCUMENTS

DESCRIPTION

2,147,349 A * 2/1939 Piquerez 222/107
D136,477 S * 10/1943 Roselle D9/302
2,547,362 A * 4/1951 Berry 229/103.1
2,555,315 A 6/1951 Carroll
2,980,304 A 4/1961 Sisco
3,259,297 A 7/1966 Kalajian
D214,308 S * 6/1969 Matsuo D9/305
3,799,914 A * 3/1974 Schmit et al. 426/85
3,924,796 A 12/1975 Rausing et al.
3,933,297 A 1/1976 Carlsson et al.
3,935,968 A 2/1976 Rausing
4,078,715 A 3/1978 Larsson et al.
4,232,048 A 11/1980 Palm et al.
4,475,655 A 10/1984 Andersson et al.
4,527,699 A 7/1985 Namba et al.
4,604,850 A 8/1986 Reil
D287,932 S * 1/1987 Seward et al. D9/305
4,718,598 A 1/1988 Pupp et al.
D295,146 S 4/1988 Carree
4,804,134 A 2/1989 Reil

FIG. 1 is a front, side perspective view of a first embodiment
showing our new design, the undisclosed rear is not part of
the claimed design;
FIG. 2 is a front, side perspective view thereof in a further
orientation.
FIG. 3 is a front, side perspective view of a second embodi-
ment showing our new design, the undisclosed rear is not
part of the claimed design; and,
FIG. 4 is a front, side perspective view thereof in a further
orientation.
The rear of the package for liquids not shown in the
drawings or described in the specification forms no part of
the claimed design. The left side of the package for liquids
is a mirror image of the right side.

1 Claim, 2 Drawing Sheets



US D501,397 S

Page 2

U.S. PATENT DOCUMENTS

5,372,300 A	12/1994	Nedstedt		D374,616 S	*	10/1996	Smith	D9/302
D357,179 S	4/1995	Nedstedt		5,704,541 A		1/1998	Mogard	
D358,300 S	*	5/1995	Brown et al.	D395,204 S		6/1998	Wood	
D362,618 S	*	9/1995	Paling et al.	D397,292 S		8/1998	Tabaroni et al.	
5,498,225 A	3/1996	Nedstedt		D422,492 S	*	4/2000	Indelicato et al.	D9/310
5,531,375 A	7/1996	Palm		D436,033 S		1/2001	Croft et al.	
5,537,803 A	7/1996	Olsén		D447,940 S		9/2001	Quensel et al.	
				D454,492 S		3/2002	Dammers	

FIG. 2

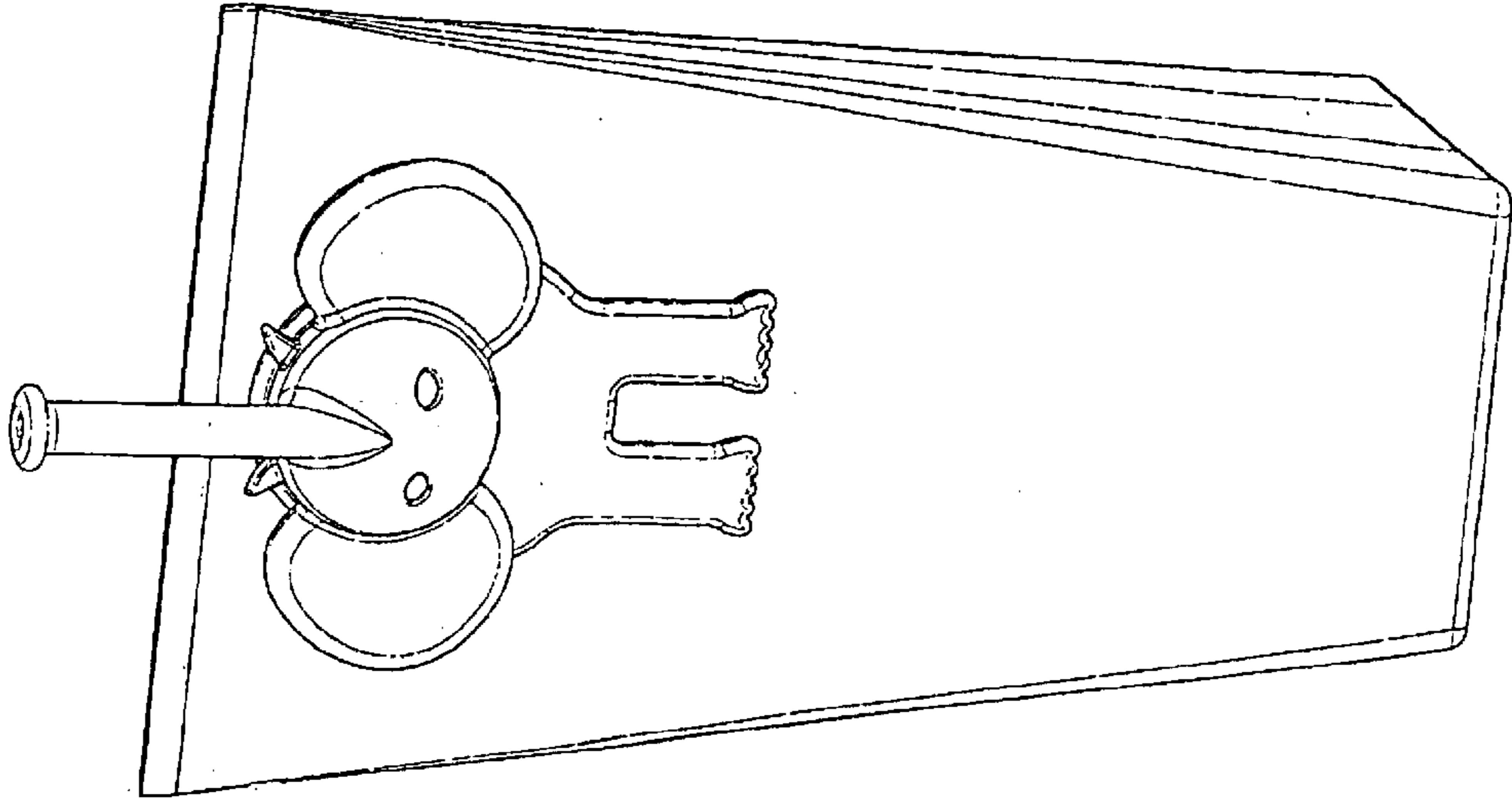


FIG. 1

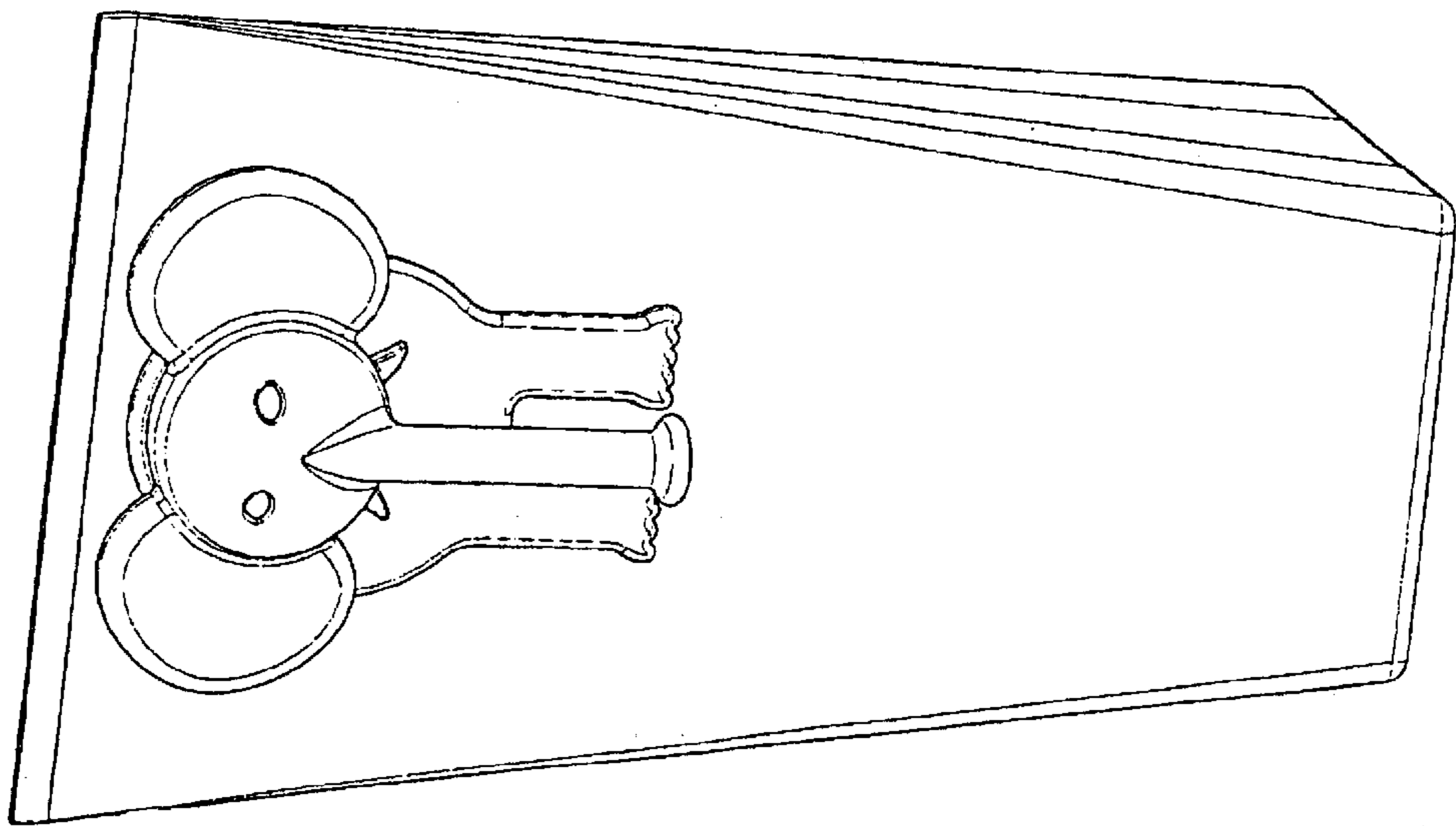


FIG. 4

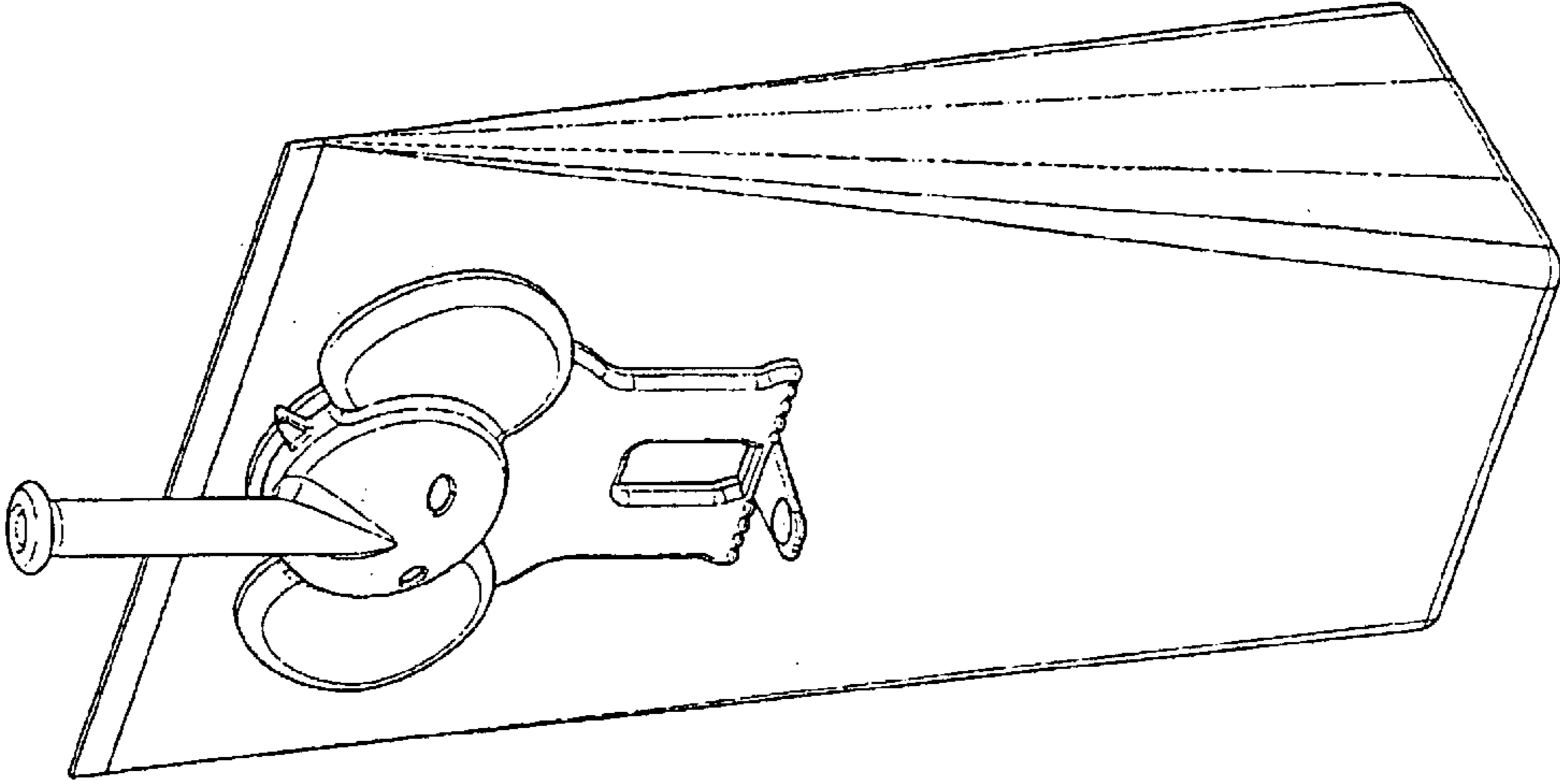


FIG. 3

