

US00D501393S

(12) **United States Design Patent** (10) **Patent No.:** **US D501,393 S**  
**Hansen** (45) **Date of Patent:** **\*\* \*Feb. 1, 2005**

(54) **DOUBLE-D-SHAPED HANDLE TRAY**

(76) Inventor: **Randall C. Hansen**, 6 Old Mill Ct.,  
Columbia, SC (US) 29206

(\*) Notice: This patent is subject to a terminal disclaimer.

(\*\*) Term: **14 Years**

(21) Appl. No.: **29/153,088**

(22) Filed: **Jan. 4, 2002**

(51) **LOC (7) Cl.** ..... **08-06**

(52) **U.S. Cl.** ..... **D8/321; D8/350; D8/352**

(58) **Field of Search** ..... D8/300–302, 306,  
D8/307, 350, 352, 353, 338, 341, 399;  
292/336.3, 347, 357, 356, DIG. 12, DIG. 23,  
DIG. 30, DIG. 31, DIG. 67; 16/402, 412,  
445; 70/308, 211, 101, 91

(56) **References Cited**

**U.S. PATENT DOCUMENTS**

1,878,544 A \* 9/1932 Schmidt  
2,744,406 A \* 5/1956 Labrie  
2,783,494 A \* 3/1957 Sterling et al.  
RE24,443 E 3/1958 Labrie  
2,871,048 A \* 1/1959 Balogh  
D210,153 S \* 2/1968 Pastva, Jr.  
D316,365 S 4/1991 Hansen et al.  
D439,500 S \* 3/2001 Mirick  
D488,052 S \* 4/2004 Hansen  
D488,702 S \* 4/2004 Hansen

**OTHER PUBLICATIONS**

Application No. 29/153,122; filed Jan. 4, 2002; applicant Hansen.\*

Application No. 29/153,121; filed Jan. 4, 2002; applicant Hansen.\*

Application No. 29/153,080; filed Jan. 4, 2002; applicant Hansen.\*

Application No. 29/153,082; filed Jan. 4, 2002; applicant Hansen.\*

Application No. 29/153,120; filed Jan. 4, 2002; applicant Hansen.\*

\* cited by examiner

*Primary Examiner*—Paula A. Greene

(74) *Attorney, Agent, or Firm*—Dority & Manning, P.A.

(57) **CLAIM**

The ornamental design for a double D-shaped handle tray, as shown and described.

**DESCRIPTION**

FIG. 1 is a front perspective view of one embodiment of the design;

FIG. 2 is a left side view thereof;

FIG. 3 is a front view thereof;

FIG. 4 is a right side view thereof;

FIG. 5 is a top view thereof;

FIG. 6 is a rear view thereof;

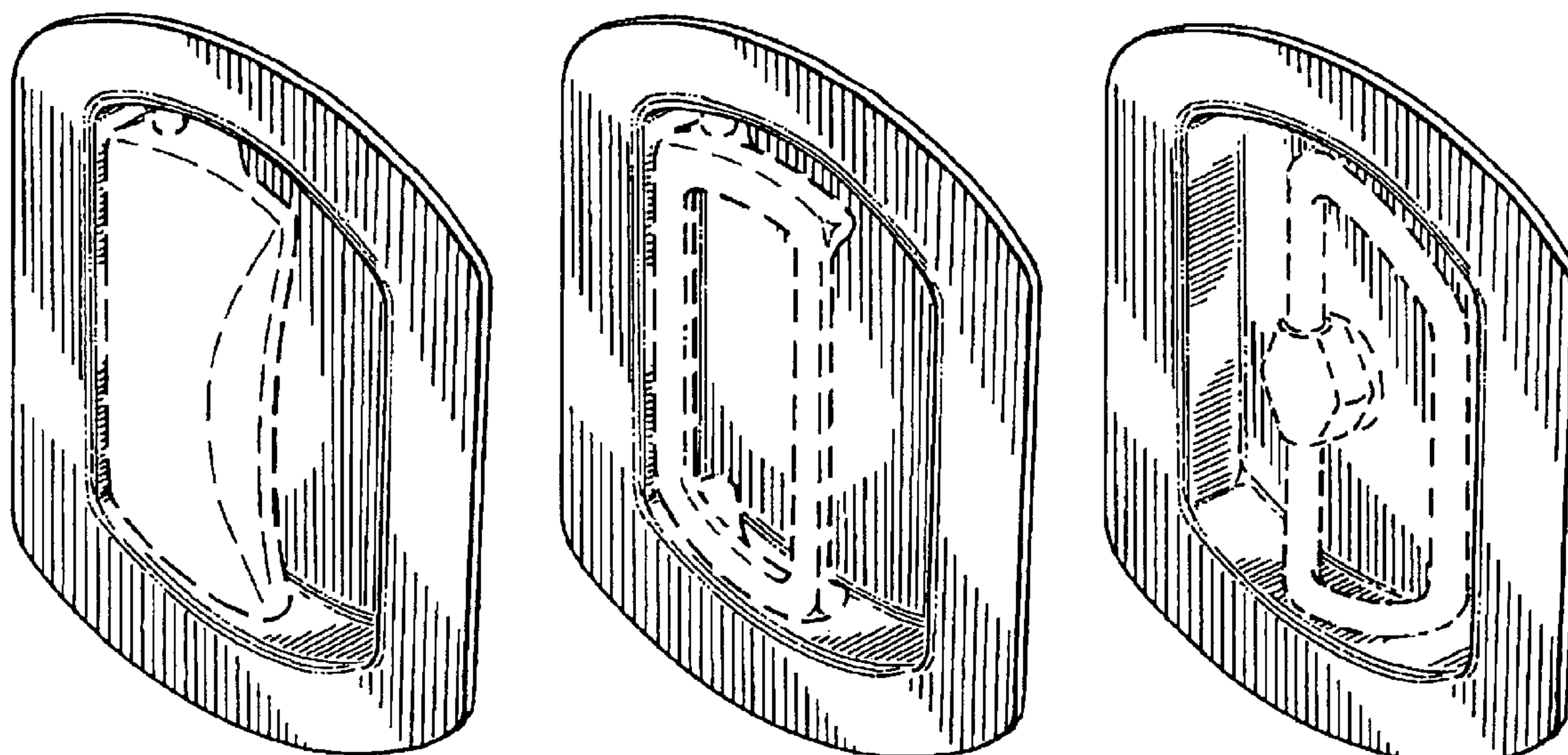
FIG. 7 is a bottom view thereof;

FIG. 8 is a perspective view of a second embodiment of the design, the only difference being the additional inner surface of the tray; and,


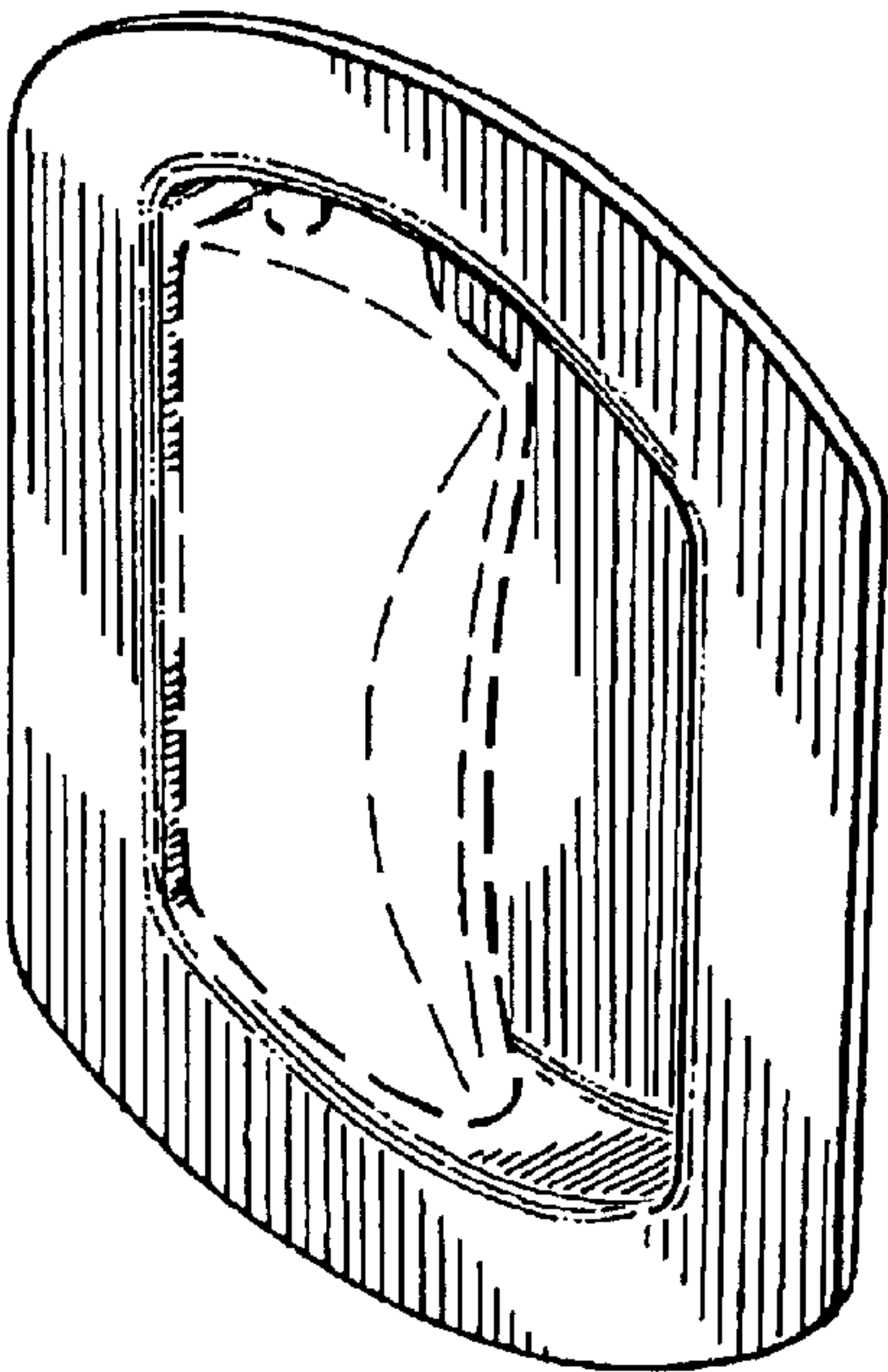
FIG. 9 is a perspective view of a third embodiment of the design, the only differences being the additional surface of the tray and the different hole in the tray for receiving an alternate type of handle, shown in dotted lines.

Elements shown in dotted lines are not part of the claimed design.


**1 Claim, 3 Drawing Sheets**



*Fig. 1*




*Fig. 3*



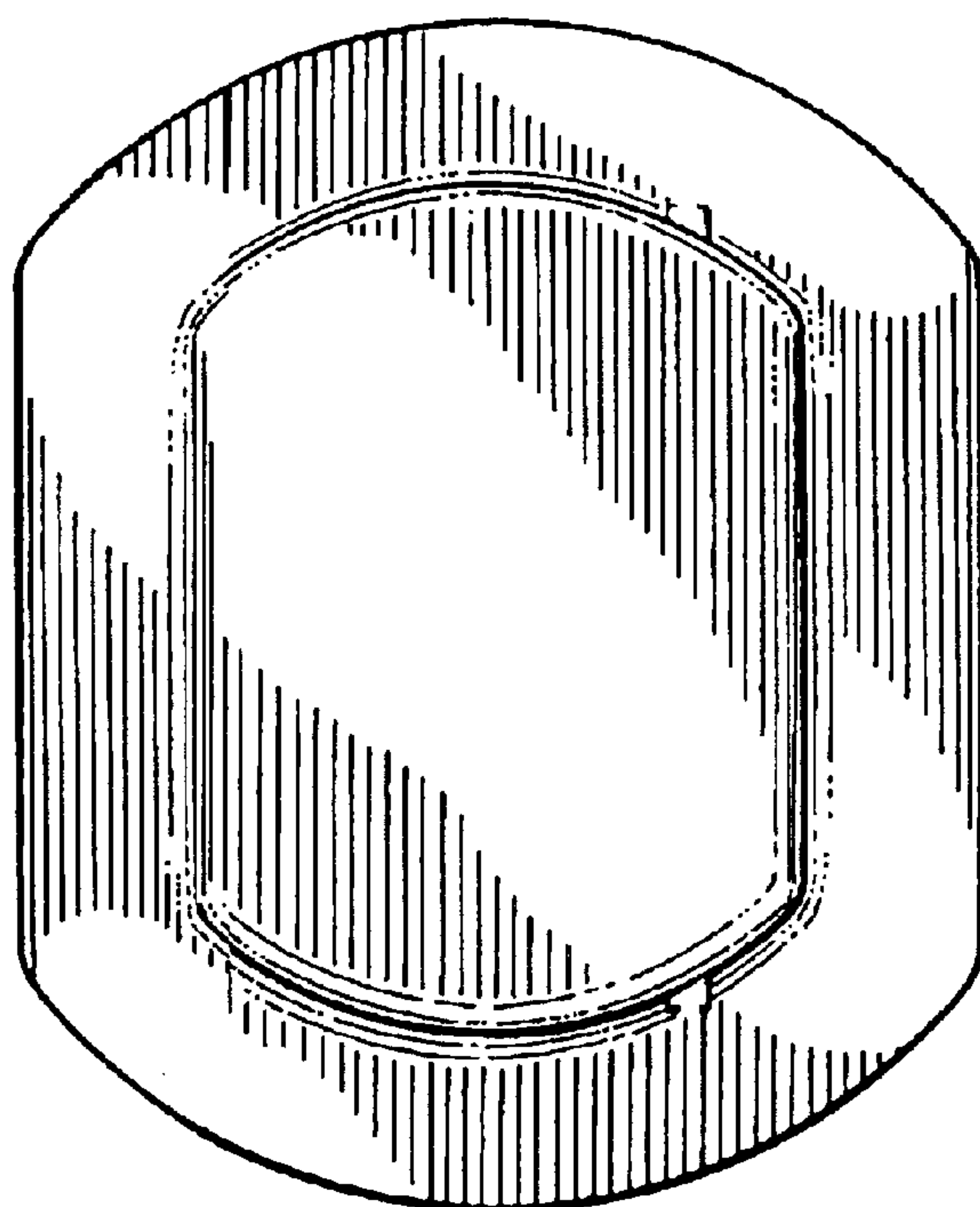
*Fig. 2*




*Fig. 4*



*Fig. 5*

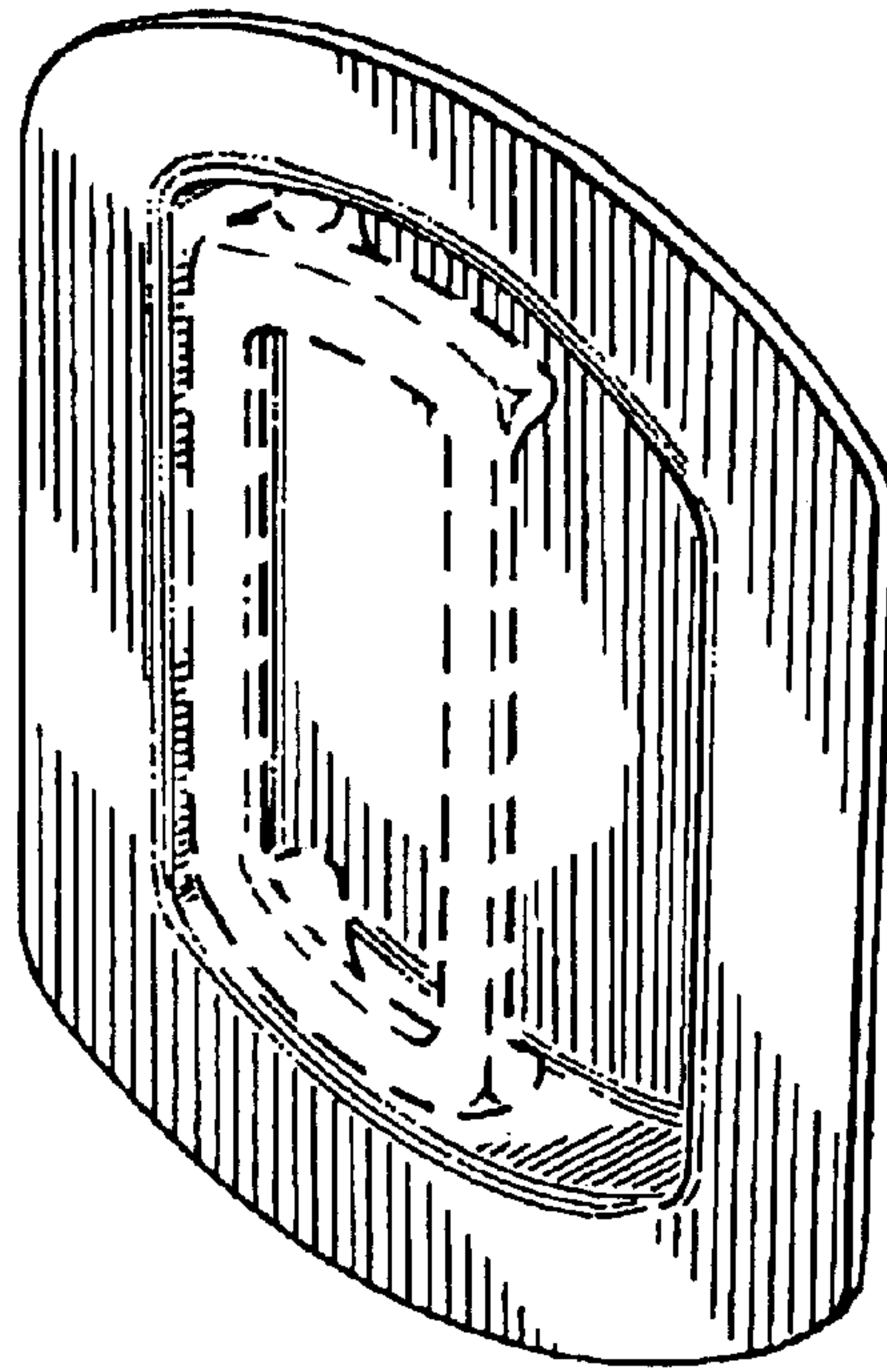


*Fig. 6*

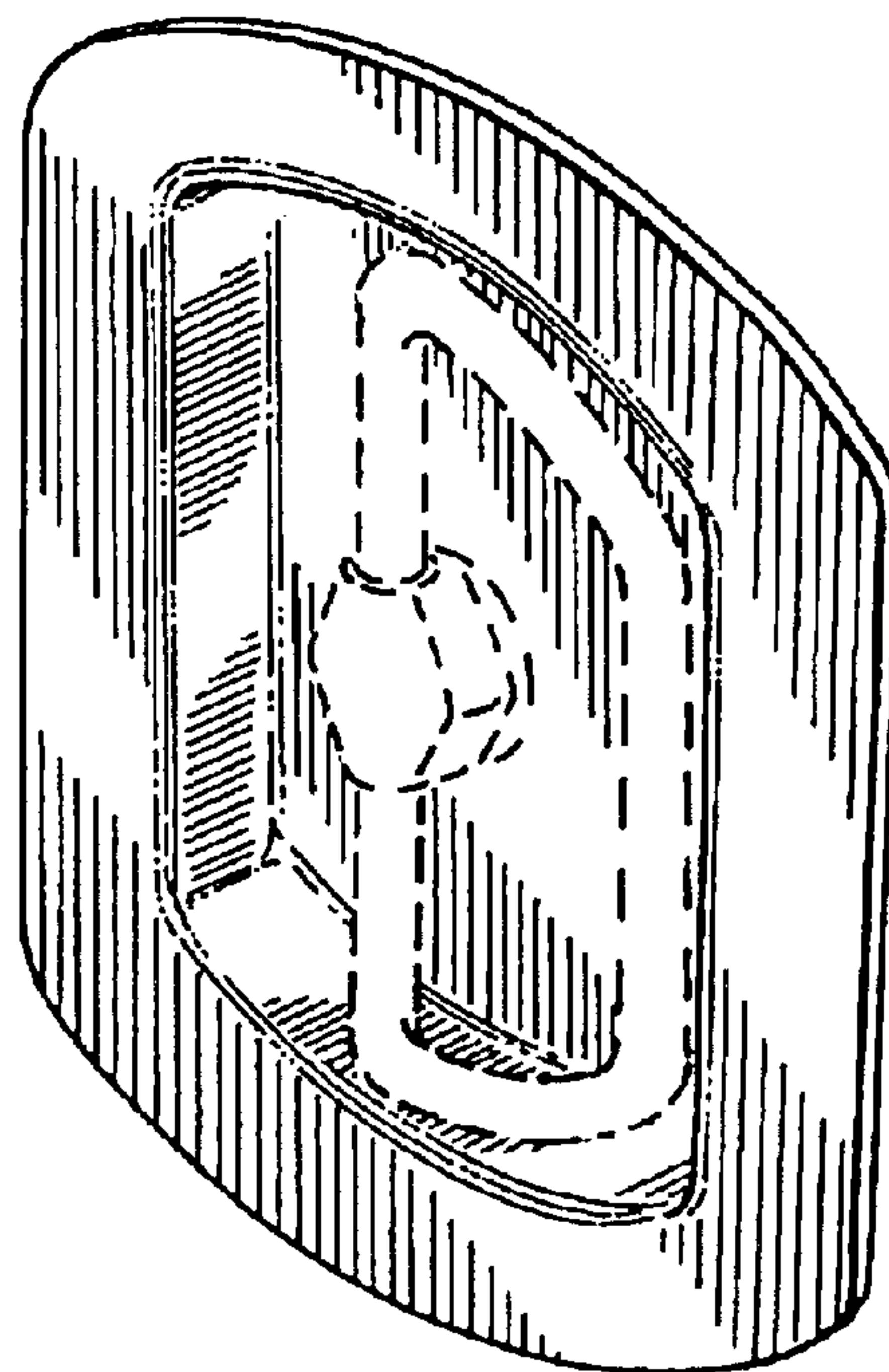


*Fig. 7*

*Fig. 8*



*Fig. 9*





UNITED STATES PATENT AND TRADEMARK OFFICE  
**CERTIFICATE OF CORRECTION**

PATENT NO. : Des. 501,393 S  
DATED : February 1, 2005  
INVENTOR(S) : Randall C. Hansen

Page 1 of 1

It is certified that error appears in the above-identified patent and that said Letters Patent is hereby corrected as shown below:

DRAWINGS,

Fig. 9 Description, the word "surface" should read -- surfaces --.

Signed and Sealed this

Twenty-third Day of August, 2005

A handwritten signature in black ink, reading "Jon W. Dudas", is centered within a rectangular area with a light gray dotted background.

JON W. DUDAS

*Director of the United States Patent and Trademark Office*