



US00D501381S

(12) **United States Design Patent**  
**Kelleghan**

(10) **Patent No.:** **US D501,381 S**  
(45) **Date of Patent:** **\*\* Feb. 1, 2005**

(54) **HAND GRIP BOTTLE OPENER**

(75) **Inventor:** **Brian James Kelleghan**, Longmont,  
CO (US)  
(73) **Assignee:** **Bison Designs, L.L.C.**, Longmont, CO  
(US)  
(\*\*) **Term:** **14 Years**

(21) **Appl. No.:** **29/189,310**  
(22) **Filed:** **Sep. 2, 2003**

(51) **LOC (7) Cl.** ..... **07-99**  
(52) **U.S. Cl.** ..... **D8/18; D8/40**  
(58) **Field of Search** ..... **D8/16-20, 33-35,**  
**D8/38-43, 88, 89, 105; 7/138, 151-166;**  
**30/1.5, 169, 400-450; 81/3.05-3.49; 294/15**

(56) **References Cited**

**U.S. PATENT DOCUMENTS**

D276,123 S \* 10/1984 Pyles ..... D8/17  
D420,265 S \* 2/2000 Pierce ..... D8/40

**OTHER PUBLICATIONS**

Copy of hand grip bottle opener owned by Applicant prior to filing of application.

\* cited by examiner

*Primary Examiner*—Caron D. Veynar  
(74) *Attorney, Agent, or Firm*—Margaret Polson; Patent Law Offices of Rick Martin, P.C.

(57) **CLAIM**

The ornamental design for a hand grip bottle opener, as shown.

**DESCRIPTION**

FIG. 1 is a top plan view of my new design for a hand grip bottle opener.  
FIG. 2 is a bottom plan view of FIG. 1.  
FIG. 3 is a right side elevation view of FIG. 1.  
FIG. 4 is a left side elevation view of FIG. 1.  
FIG. 5 is a front side elevation view of FIG. 1.  
FIG. 6 is a back side elevation view of FIG. 1; and,  
FIG. 7 is a top perspective view of FIG. 1.

**1 Claim, 1 Drawing Sheet**

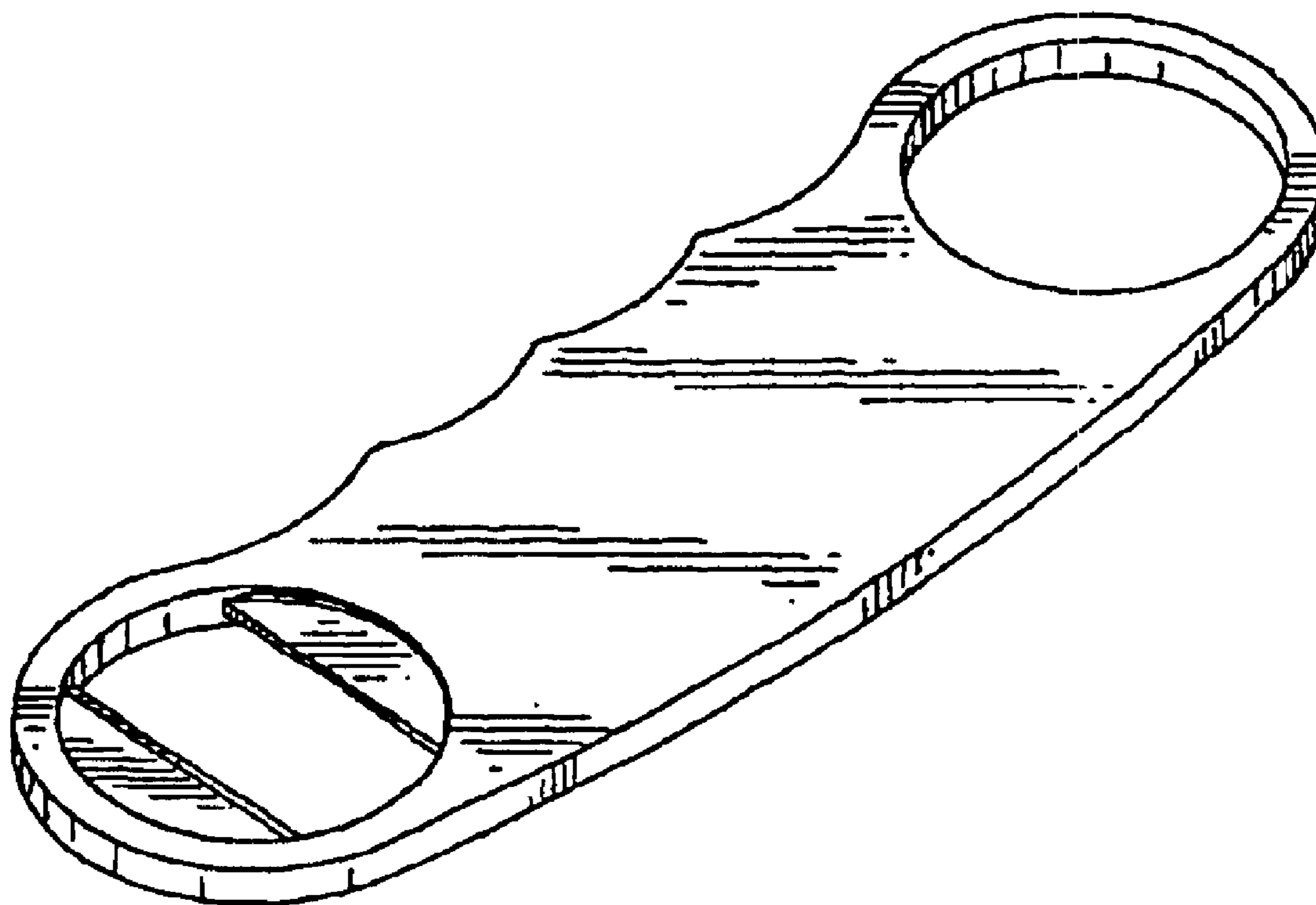




FIG. 5



FIG. 3

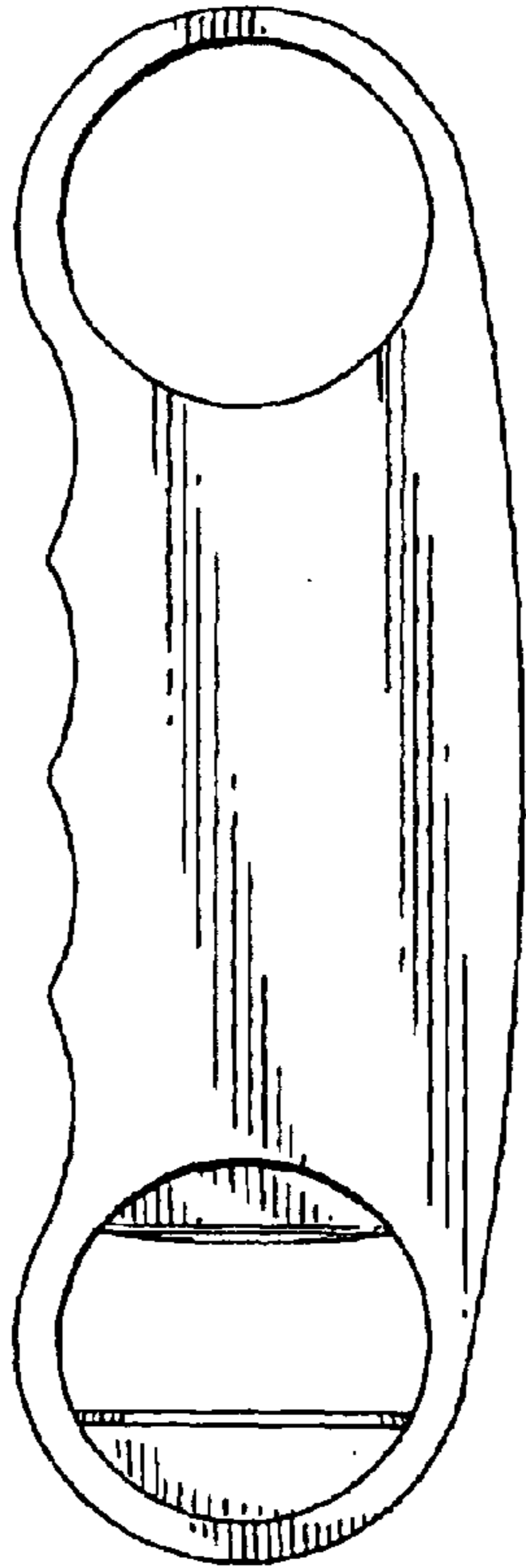


FIG. 1



FIG. 4

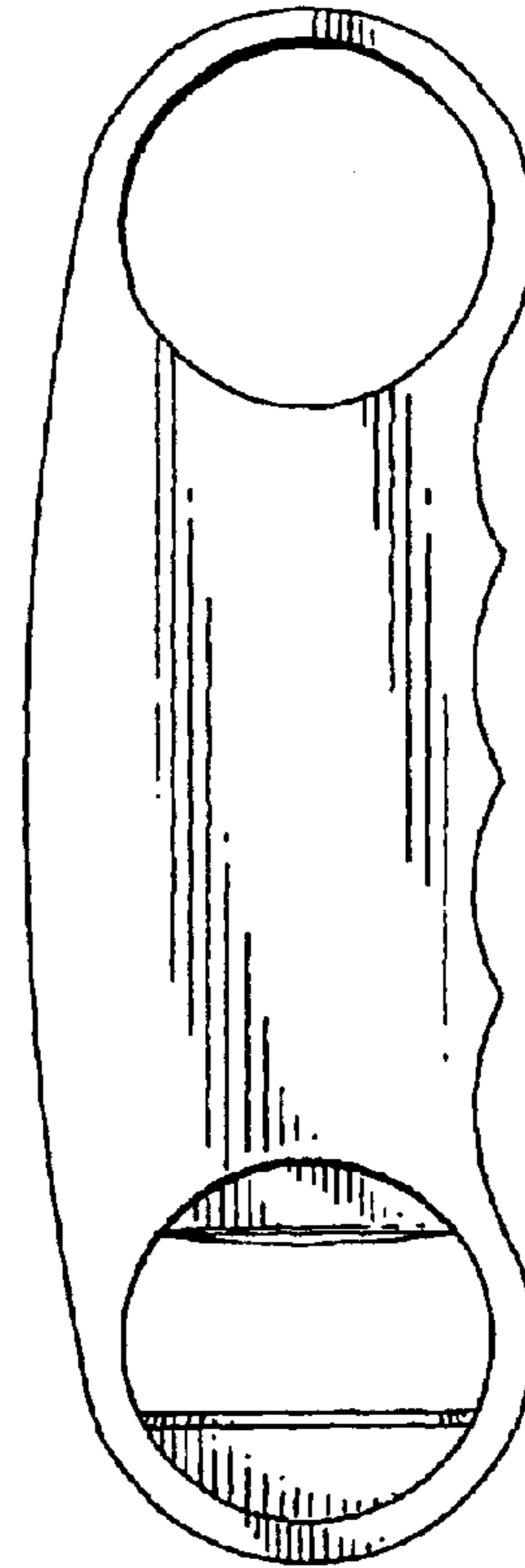


FIG. 2



FIG. 6

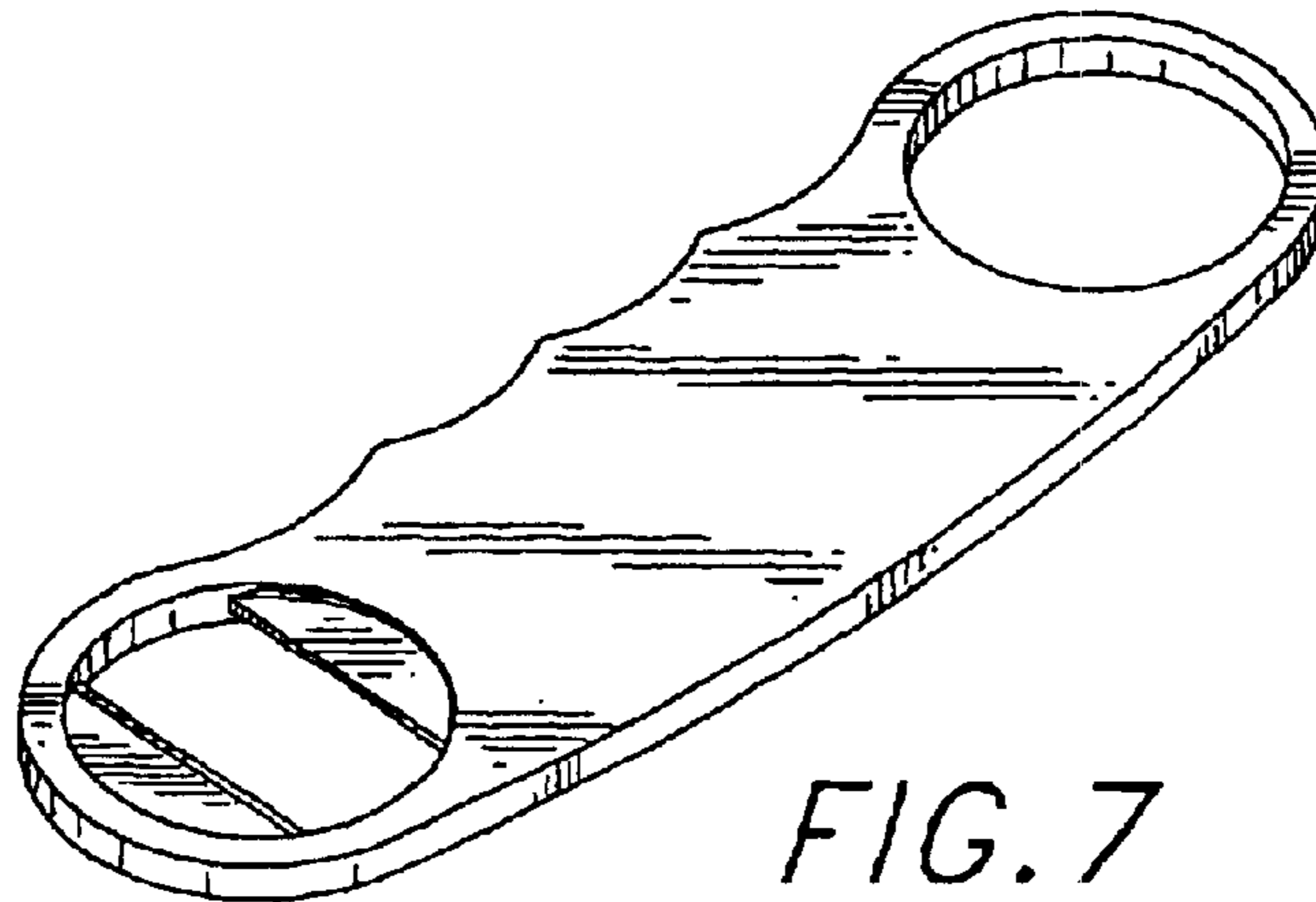


FIG. 7