

US00D501365S

(12) **United States Design Patent**
Kellermann et al.

(10) **Patent No.:** **US D501,365 S**

(45) **Date of Patent:** **** Feb. 1, 2005**

(54) **RIMMED PLATTER**

(75) Inventors: **Robert Kellermann**, South Pittsburg, TN (US); **Jeanne Scholze**, South Pittsburg, TN (US)

(73) Assignee: **Lodge Manufacturing Company**, South Pittsburg, TN (US)

(**) Term: **14 Years**

(21) Appl. No.: **29/196,494**

(22) Filed: **Dec. 30, 2003**

(51) **LOC (7) Cl.** **07-01**

(52) **U.S. Cl.** **D7/546**

(58) **Field of Search** D7/360, 394, 587, D7/586, 565, 571, 560, 545, 555.1, 554.1-554.4, 548, 543-7; 220/223.83, 574; 211/74; 493/167; D9/431, 655-657; 229/106

(56) **References Cited**

U.S. PATENT DOCUMENTS

- D236,415 S * 8/1975 Cyren D7/361
- D266,977 S * 11/1982 Jensen et al. D7/543
- D363,002 S * 10/1995 Douglas D7/543

- D424,879 S * 5/2000 Biber D7/543
- D424,880 S * 5/2000 Biber D7/543
- D453,092 S * 1/2002 Coudurier D7/361
- D467,462 S * 12/2002 Teisen-Simony et al. D7/360

* cited by examiner

Primary Examiner—Charles A. Rademaker

(74) *Attorney, Agent, or Firm*—Kilpatrick Stockton LLP

(57) **CLAIM**

The ornamental design for a rimmed platter, as shown and described.

DESCRIPTION

FIG. 1 is a perspective view of a rimmed platter showing our new design;

FIG. 2 is a top plan view thereof;

FIG. 3 is a bottom plan view thereof;


FIG. 4 is a right side elevation thereof, the side opposite being a mirror image;

FIG. 5 is a front elevation thereof; and,

FIG. 6 is a rear elevation thereof.

The broken lines shown in the drawings are for illustrative purposes only and form no part of the claimed design.

1 Claim, 6 Drawing Sheets



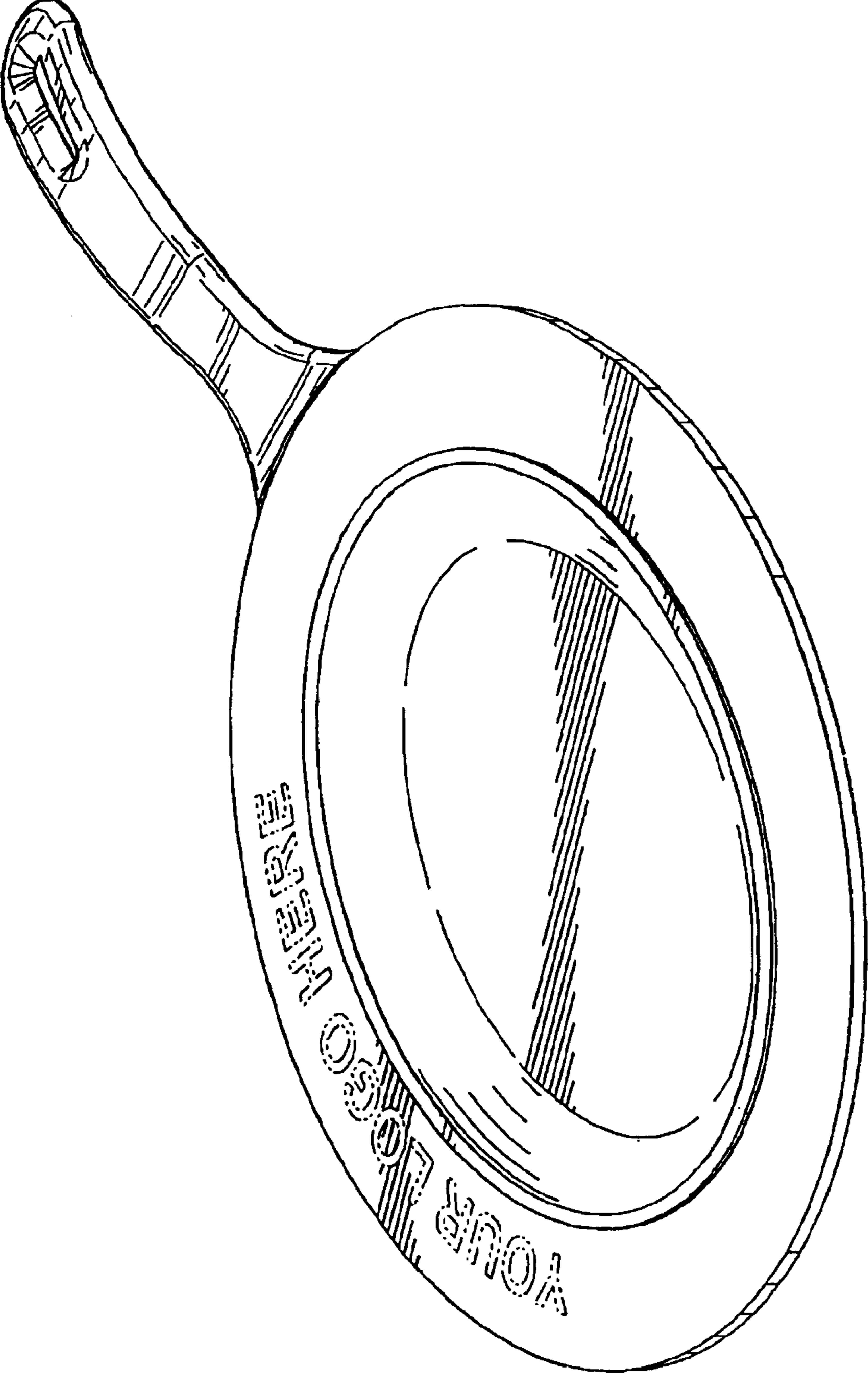


FIG. 1

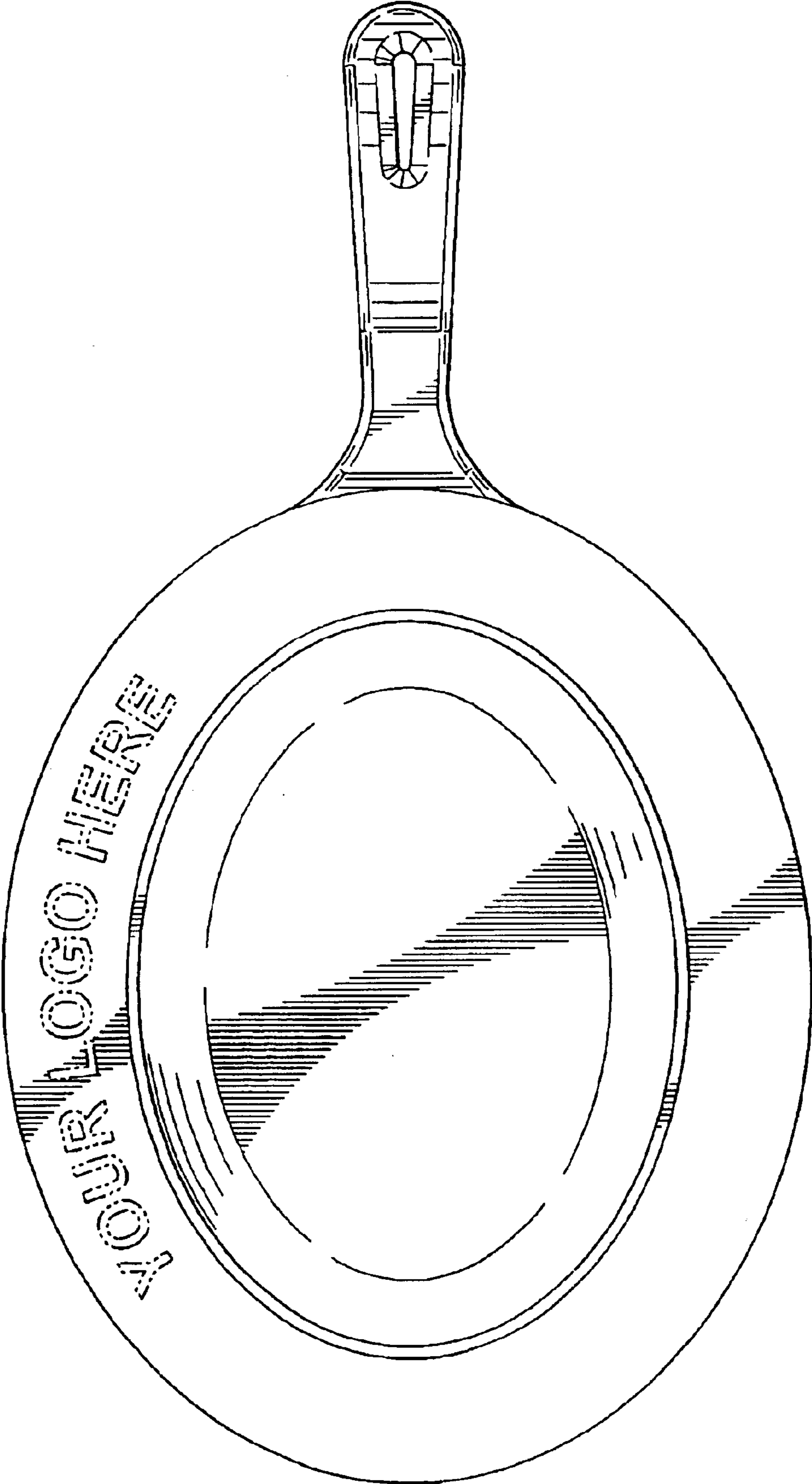


FIG. 2

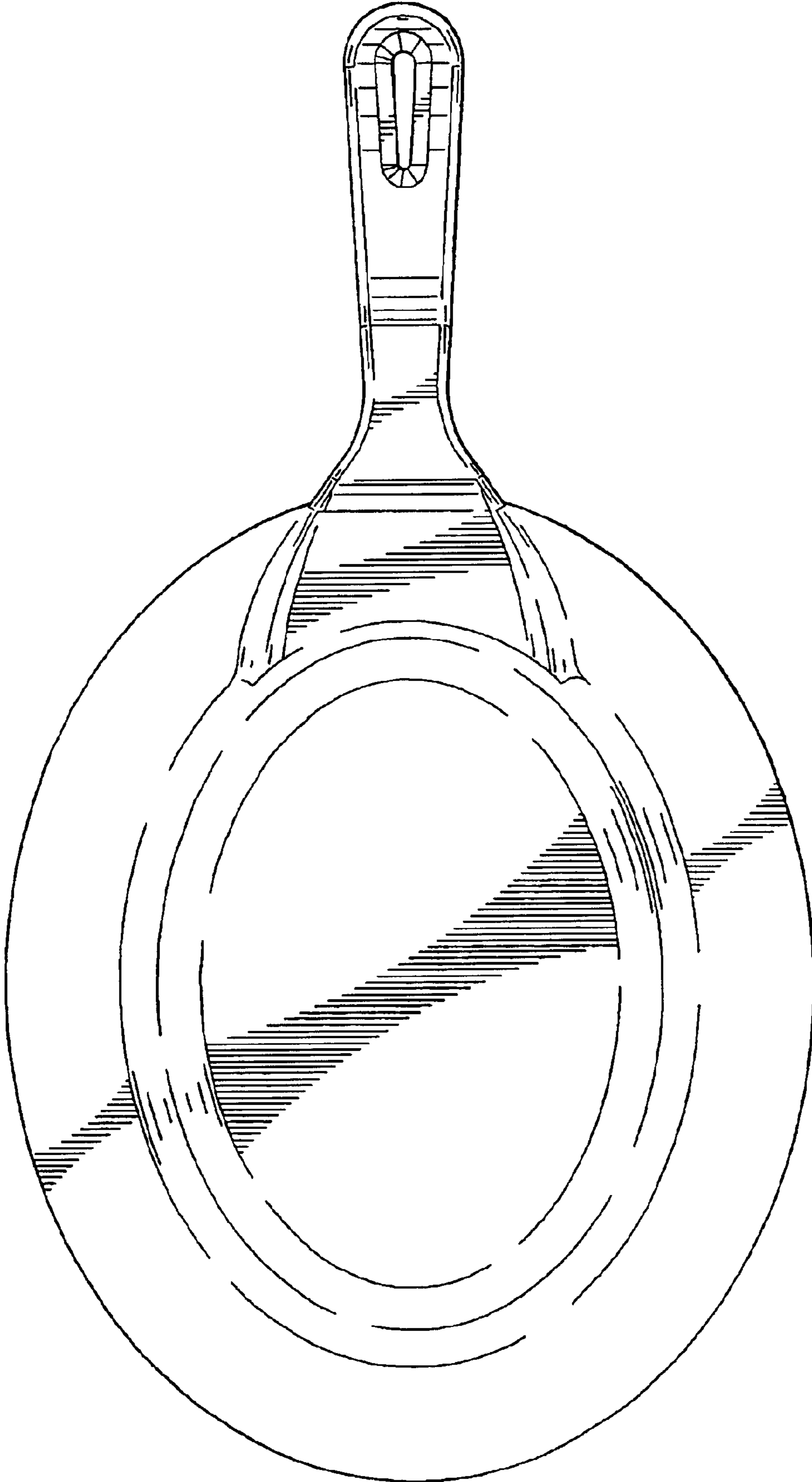


FIG. 3



FIG. 4




FIG. 5




FIG. 6