

US00D501356S

(12) **United States Design Patent**
Averty

(10) **Patent No.:** **US D501,356 S**

(45) **Date of Patent:** **** Feb. 1, 2005**

(54) **TOASTER OVEN**

(75) **Inventor:** **Lionel Averty, Sollonges-sous-Saleve (FR)**

(73) **Assignee:** **SEB, Selongey (FR)**

(**) **Term:** **14 Years**

(21) **Appl. No.:** **29/176,780**

(22) **Filed:** **Feb. 28, 2003**

(51) **LOC (7) Cl. 07-02**

(52) **U.S. Cl. D7/350.4**

(58) **Field of Search** D7/350.1, 350.3,
D7/350.4, 351, 402; 219/756, 757, 758;
126/275 E

(56) **References Cited**

U.S. PATENT DOCUMENTS

- D381,861 S * 8/1997 Rorke et al. D7/350.4
- D406,721 S * 3/1999 Schubert-Belle et al. . D7/350.4
- D415,926 S * 11/1999 De'Longhi D7/350.4

- D439,467 S * 3/2001 Hsu D7/350.4
- D451,333 S * 12/2001 Hsu D7/350.4
- D461,091 S * 8/2002 Chen D7/350.4

* cited by examiner

Primary Examiner—Ruth McInroy

(74) *Attorney, Agent, or Firm*—Browdy and Neimark, P.L.L.C.

(57) **CLAIM**

The ornamental design for a toaster oven, as shown.

DESCRIPTION

FIG. 1 is a front view of a toaster oven showing my new design;
 FIG. 2 is a rear view thereof;
 FIG. 3 is a left side view thereof;
 FIG. 4 is a right side view thereof;
 FIG. 5 is a top plan view thereof;
 FIG. 6 is a bottom plan view thereof; and,
 FIG. 7 is a three quarter perspective view thereof.

1 Claim, 7 Drawing Sheets






FIG. 1




FIG. 2

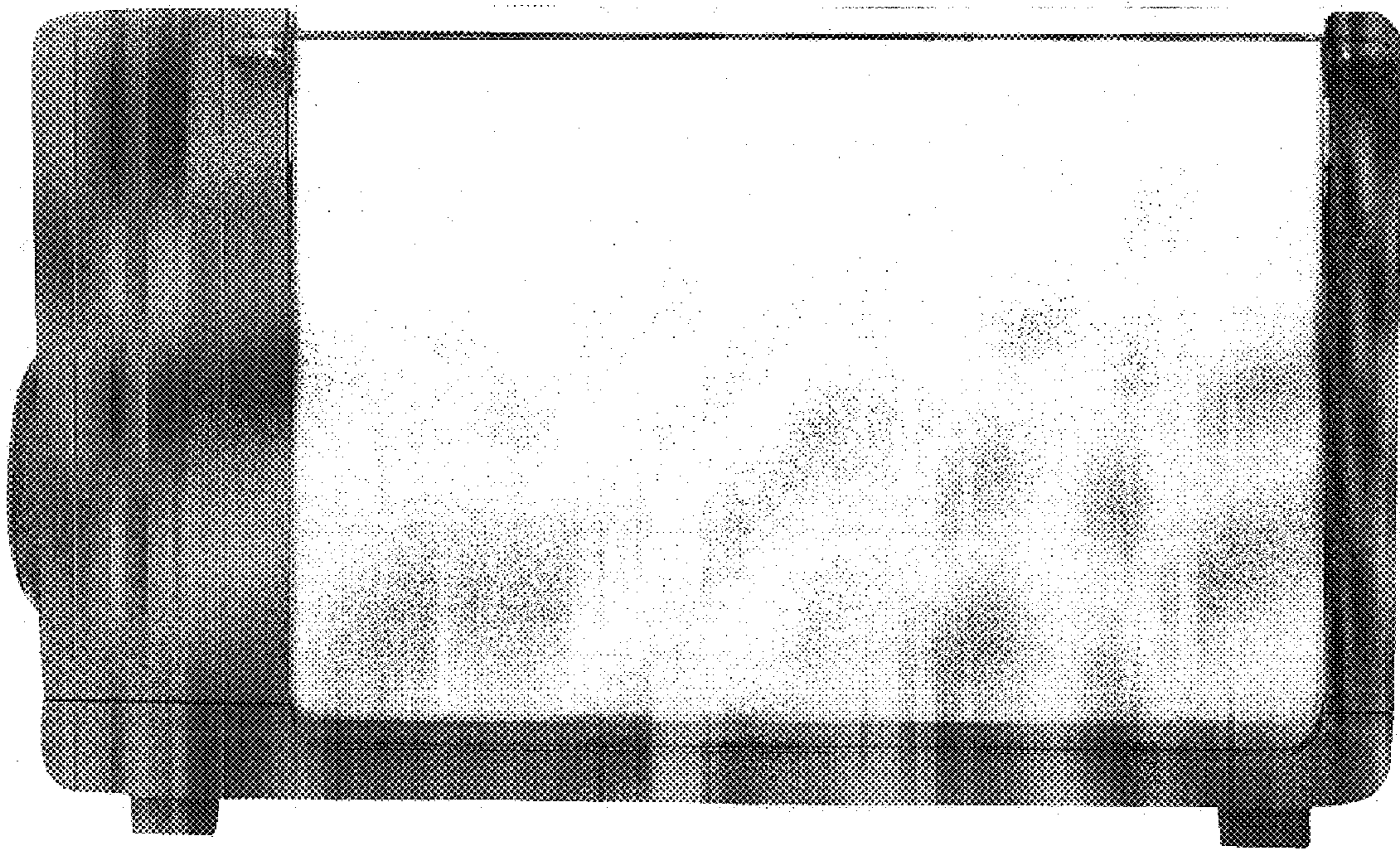


FIG. 3




FIG. 4




FIG. 5




FIG. 6




FIG. 7

