

US00D501351S

(12) **United States Design Patent** (10) **Patent No.:** **US D501,351 S**
Rickard et al. (45) **Date of Patent:** **** Feb. 1, 2005**

(54) **GOLF TOWEL**
(76) Inventors: **Kelly B. Rickard**, 144 Darwin,
Westland, MI (US) 48186; **Dan**
Sawyer, 32830 Rayburn, Livonia, MI
(US) 48154
(**) Term: **14 Years**
(21) Appl. No.: **29/187,279**
(22) Filed: **Jul. 30, 2003**

Related U.S. Application Data

(62) Division of application No. 29/166,202, filed on Aug. 23,
2002, now Pat. No. Des. 483,979.

(51) **LOC (7) Cl.** **06-13**
(52) **U.S. Cl.** **D6/608**
(58) **Field of Search** D6/382-383, 595-597,
D6/599, 601-615; 5/417-420, 482, 485,
490, 495-497, 499-500, 502, 512, 630,
636, 652-655, 655.3, 656, 907, 945, 946;
15/208, 209.1, 210.1; 139/396; 297/228.1,
229, 452.41; D2/712

(56) **References Cited**

U.S. PATENT DOCUMENTS

2,754,532 A 7/1956 Kanehl et al.
D237,560 S 11/1975 Johnston
4,224,712 A 9/1980 Black et al.
4,516,616 A 5/1985 Fesler
D302,623 S 8/1989 Robinson
D317,693 S 6/1991 Jencks et al.
D329,351 S 9/1992 Ezpeleta
5,147,703 A 9/1992 Provost et al.
D330,140 S 10/1992 Lerner

D339,496 S 9/1993 Corcoran
5,286,019 A 2/1994 Watabe
D384,717 S 10/1997 Hodges
5,761,761 A 6/1998 An
5,771,523 A 6/1998 Rudolph
5,797,142 A 8/1998 Debronsky, Jr. et al.
D404,185 S * 1/1999 Lanter et al. D2/738
D408,964 S 5/1999 Hernandez
D412,422 S 8/1999 Cobb
D424,359 S 5/2000 Kology et al.
D426,606 S 6/2000 Jones
D440,027 S 4/2001 Strougo
6,256,840 B1 7/2001 Elliott
6,463,971 B1 10/2002 Kinsey
D483,549 S * 12/2003 Caldwell D2/712
D484,297 S * 12/2003 Conover-Wise D2/712

* cited by examiner

Primary Examiner—Joel A. Sincavage
Assistant Examiner—T. Chase Nelson
(74) *Attorney, Agent, or Firm*—MacMillan, Sobanski &
Todd, LLC

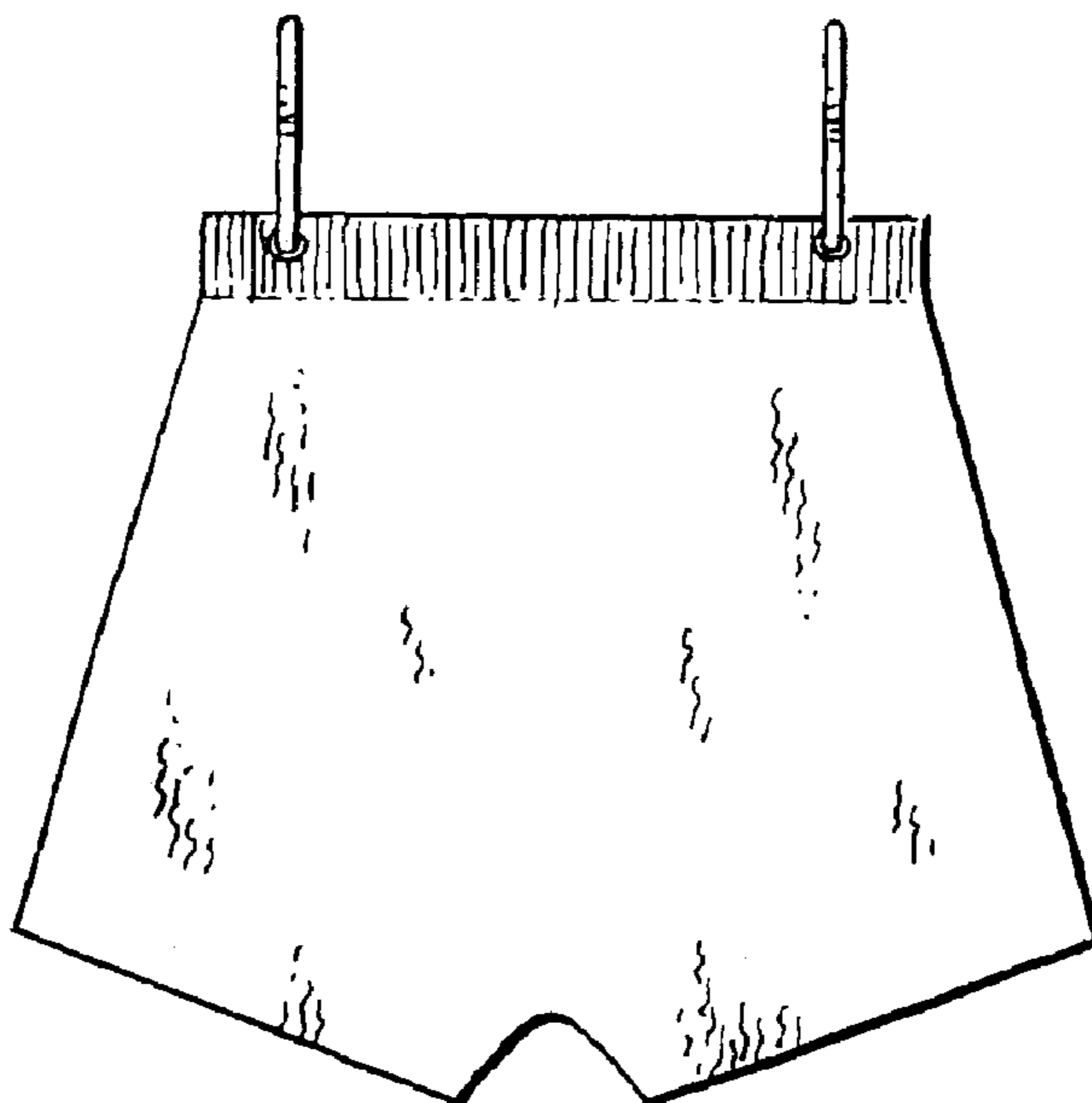
(57) **CLAIM**

We claim the ornamental design for the golf towel, as
shown.

DESCRIPTION

FIG. 1 is a front elevation view of the golf towel according
to the present invention;
FIG. 2 is a rear elevation view thereof;
FIG. 3 is a left side elevation view thereof;
FIG. 4 is a right side elevation view thereof;
FIG. 5 is a top plan view thereof; and,
FIG. 6 is a bottom plan view thereof.

1 Claim, 1 Drawing Sheet



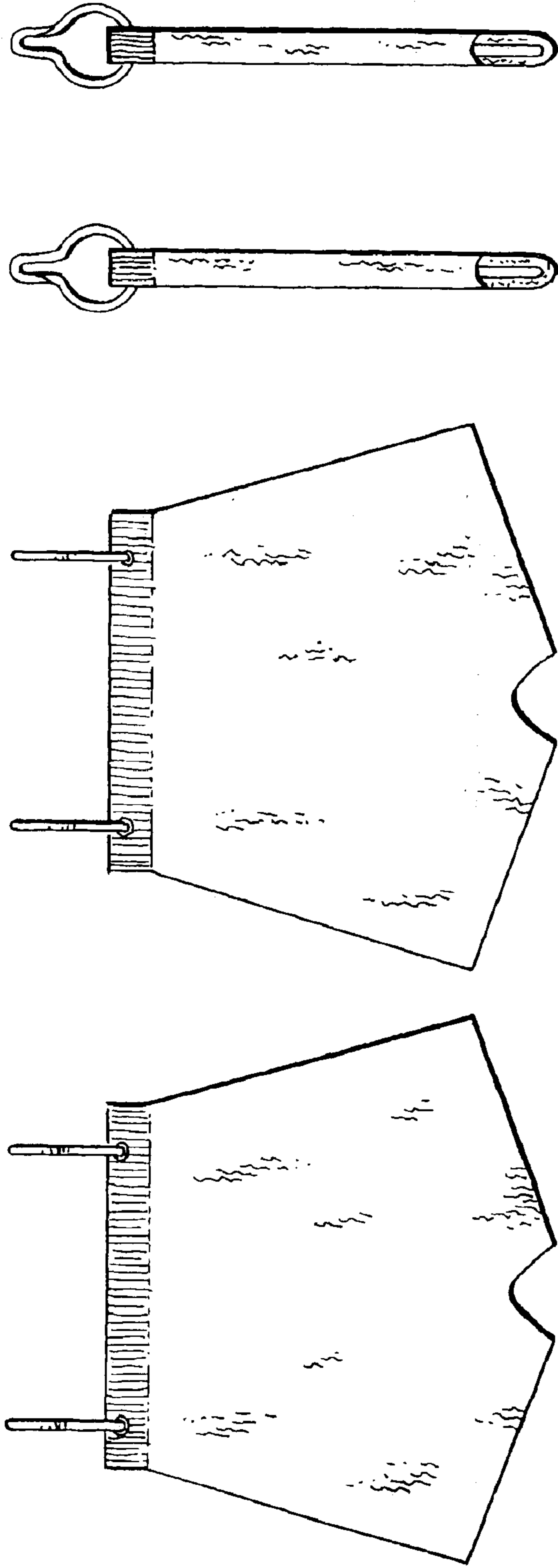


FIG. 1

FIG. 2

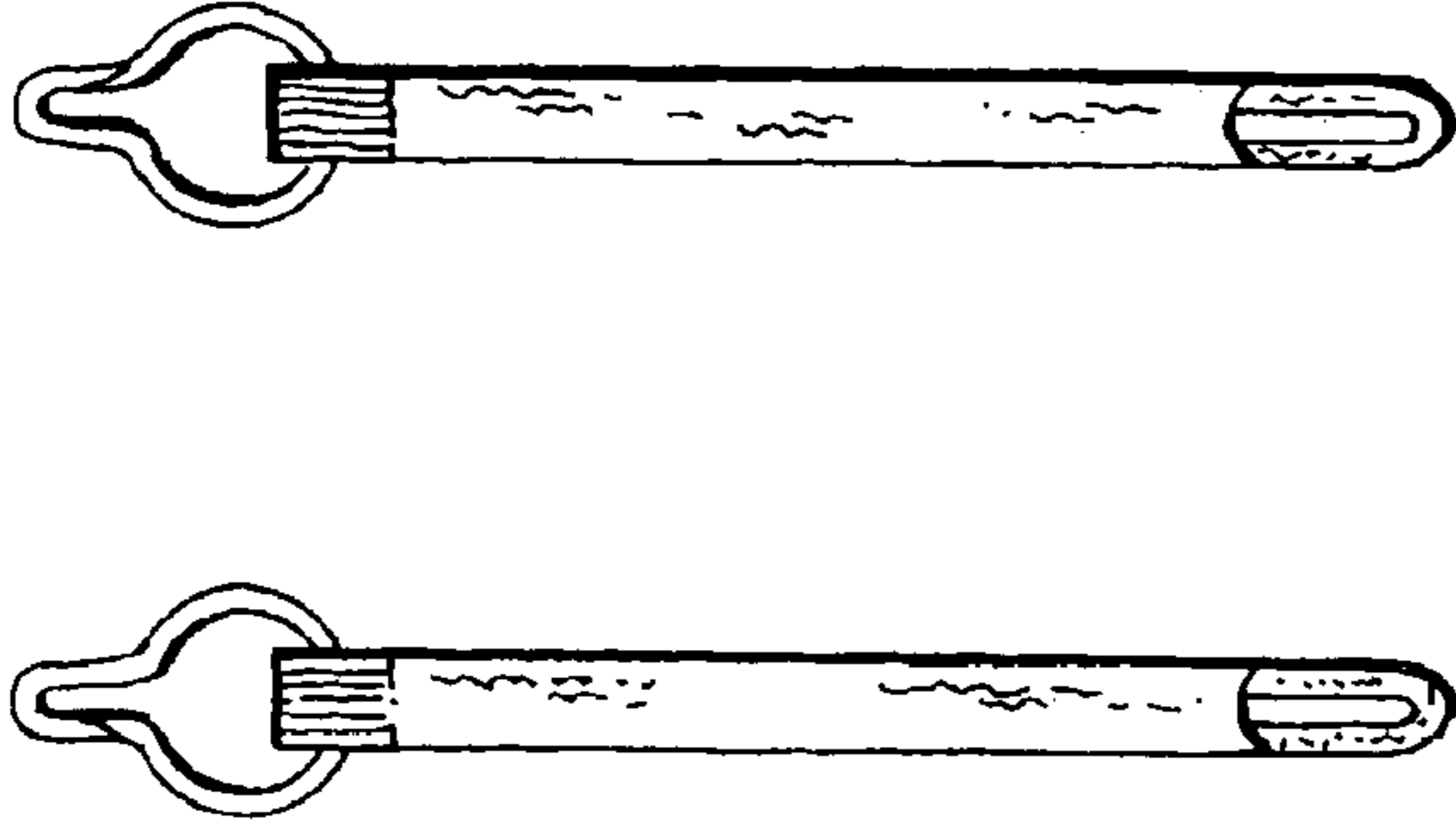


FIG. 3

FIG. 4



FIG. 5

FIG. 6