

US00D501329S

(12) **United States Design Patent** (10) **Patent No.:** **US D501,329 S**  
**Anderson** (45) **Date of Patent:** **\*\* Feb. 1, 2005**

(54) **CLOTHES HANGER**

(76) Inventor: **Dennis J. Anderson**, 503 River Ter.,  
Endicott, NY (US) 13760

(\*\*) Term: **14 Years**

(21) Appl. No.: **29/203,673**

(22) Filed: **Apr. 19, 2004**

(51) **LOC (7) Cl.** ..... **06-08**

(52) **U.S. Cl.** ..... **D6/319**

(58) **Field of Search** ..... D6/315, 317, 318,  
D6/319; 211/113; 223/85, 90, 91, 92, 93,  
95, 96, DIG. 3

(56) **References Cited**

**U.S. PATENT DOCUMENTS**

- 2,522,595 A \* 9/1950 Bacica ..... 223/91
- D210,259 S \* 2/1968 Holtzman ..... D6/319
- 3,467,291 A \* 9/1969 Phillips et al. .... 223/85
- D234,737 S \* 4/1975 Tweedie ..... D6/319

- 4,261,490 A \* 4/1981 Schwartzstein ..... 223/88
- 5,868,289 A \* 2/1999 Lee ..... 223/87
- 6,085,950 A \* 7/2000 Gouldson et al. .... 223/85

\* cited by examiner

*Primary Examiner*—Stella Reid  
*Assistant Examiner*—Daniel Bui

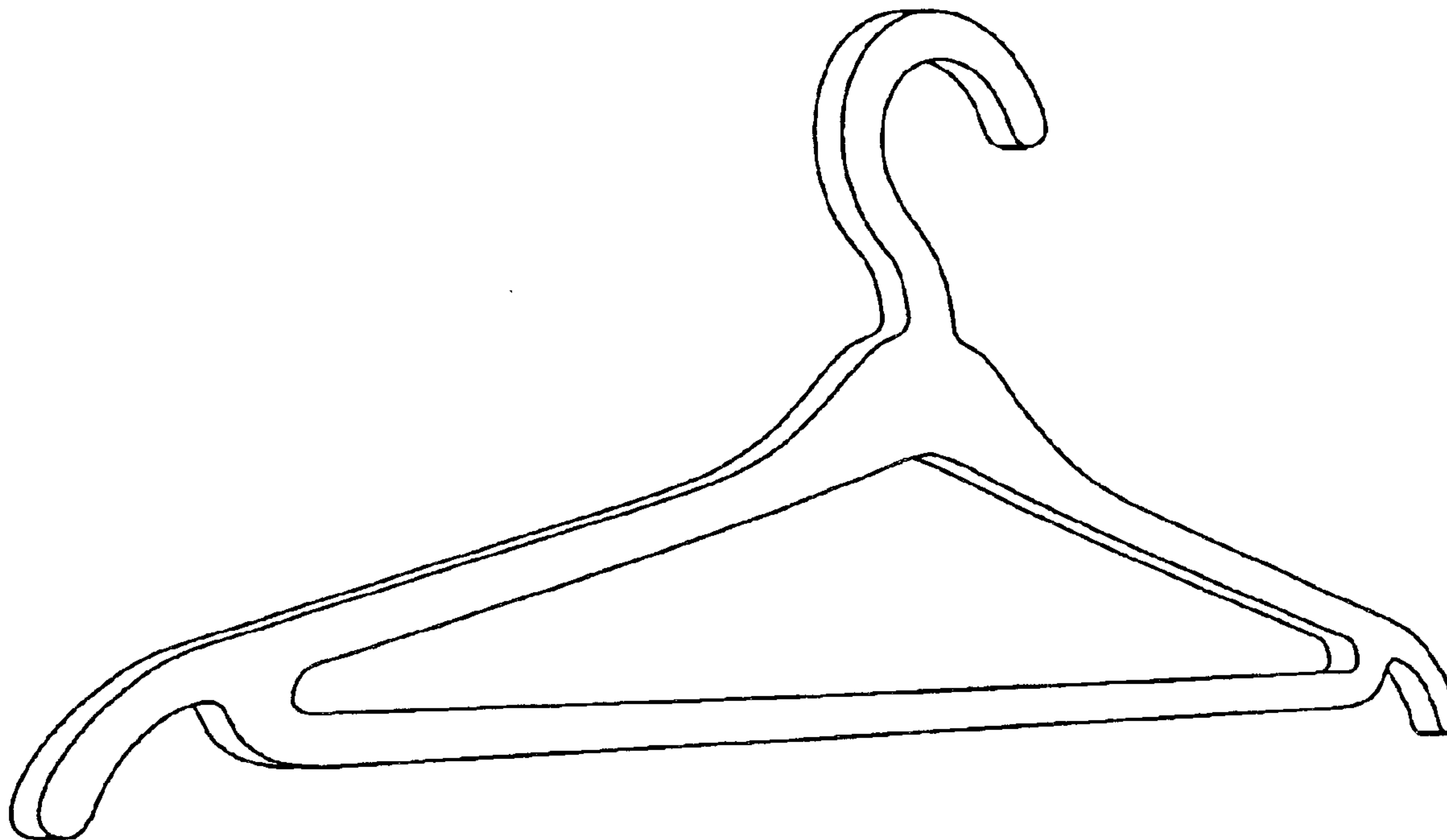
(57) **CLAIM**

The ornamental design for a clothes hanger, as shown and described.

**DESCRIPTION**

FIG. 1 is a perspective view of a clothes hanger, showing my new design;  
 FIG. 2 is a front elevation view thereof;  
 FIG. 3 is a rear elevation view thereof;  
 FIG. 4 is a right side elevation view thereof;  
 FIG. 5 is a left side elevation view thereof;  
 FIG. 6 is a top plan view thereof; and,  
 FIG. 7 is a bottom plan view thereof.

**1 Claim, 5 Drawing Sheets**



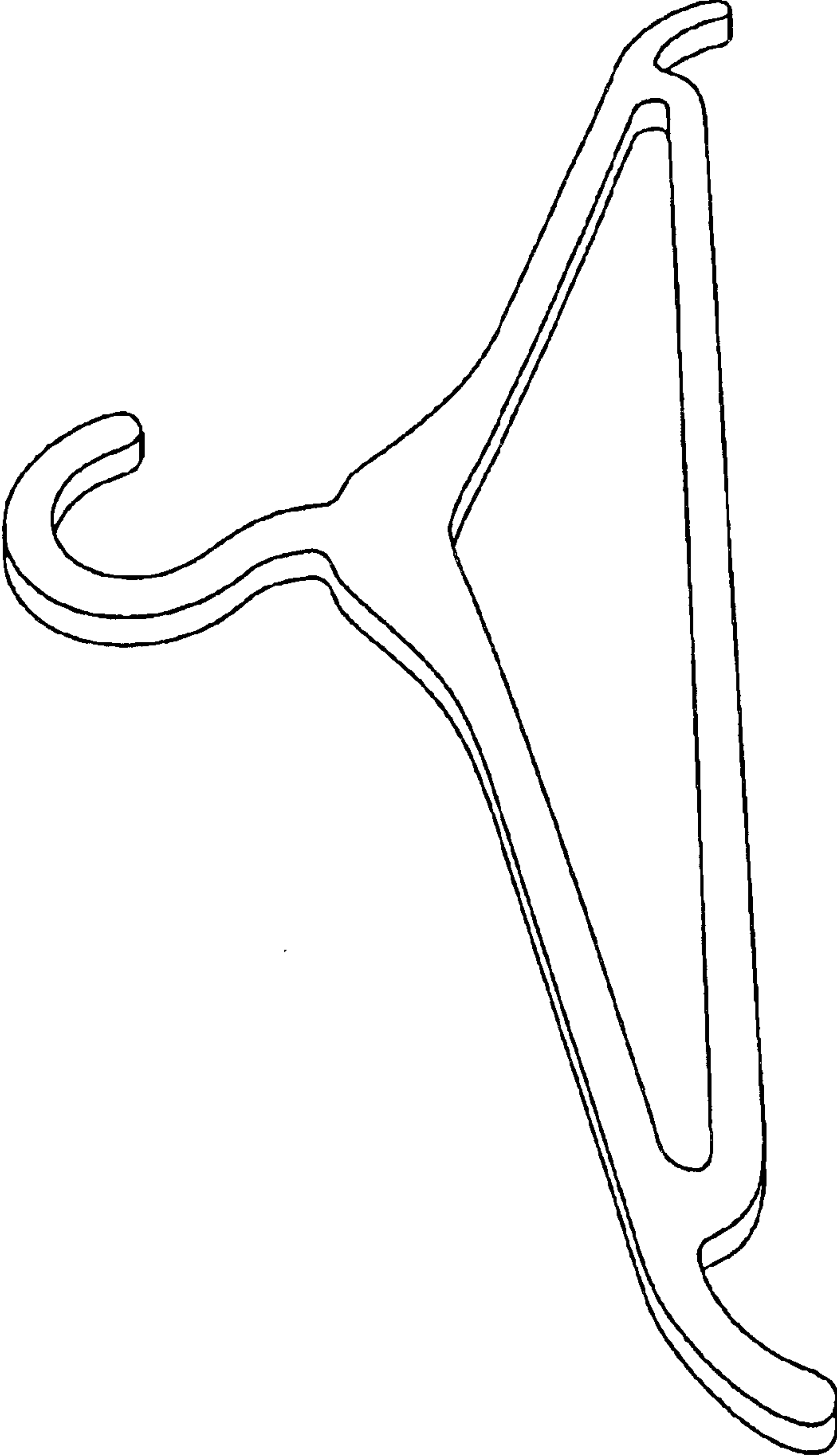


FIGURE 1

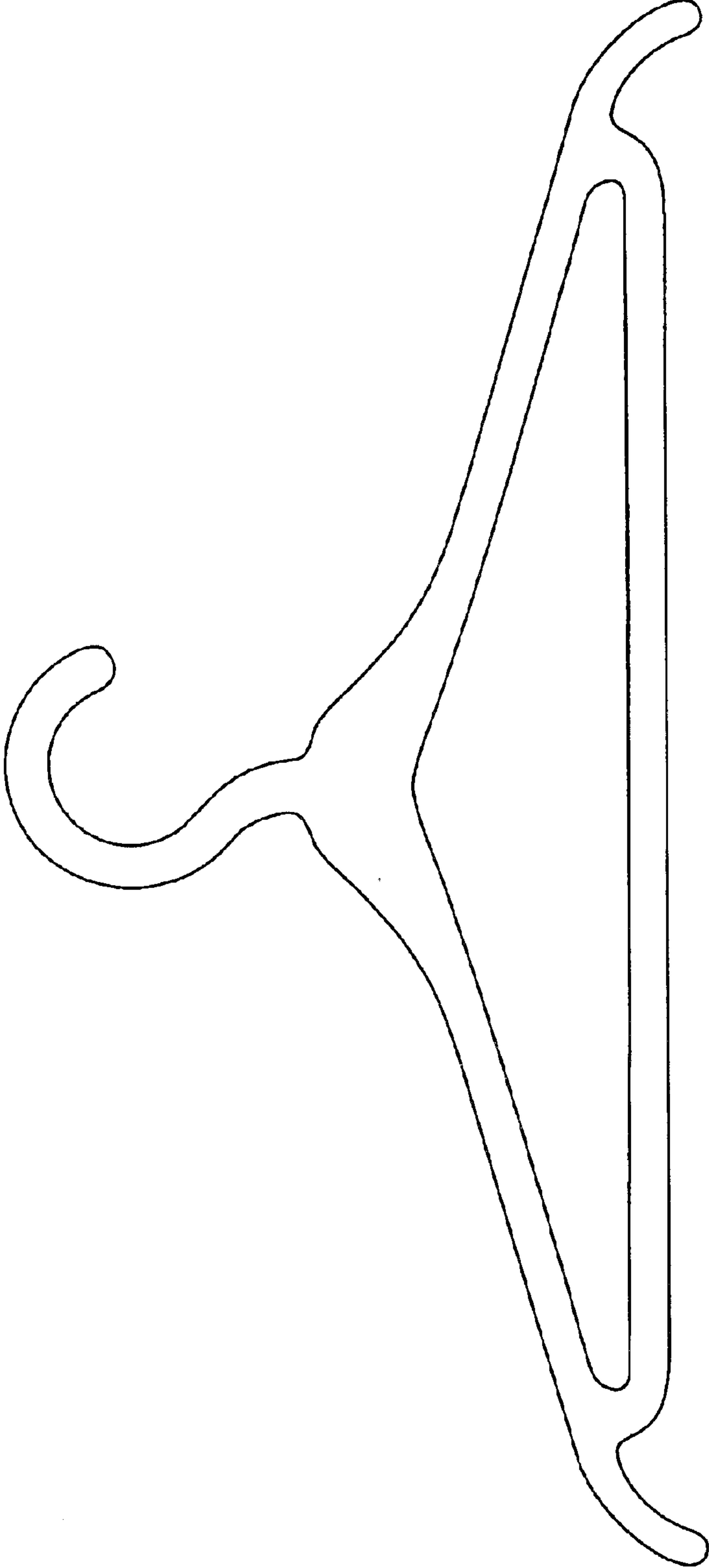


FIGURE 2

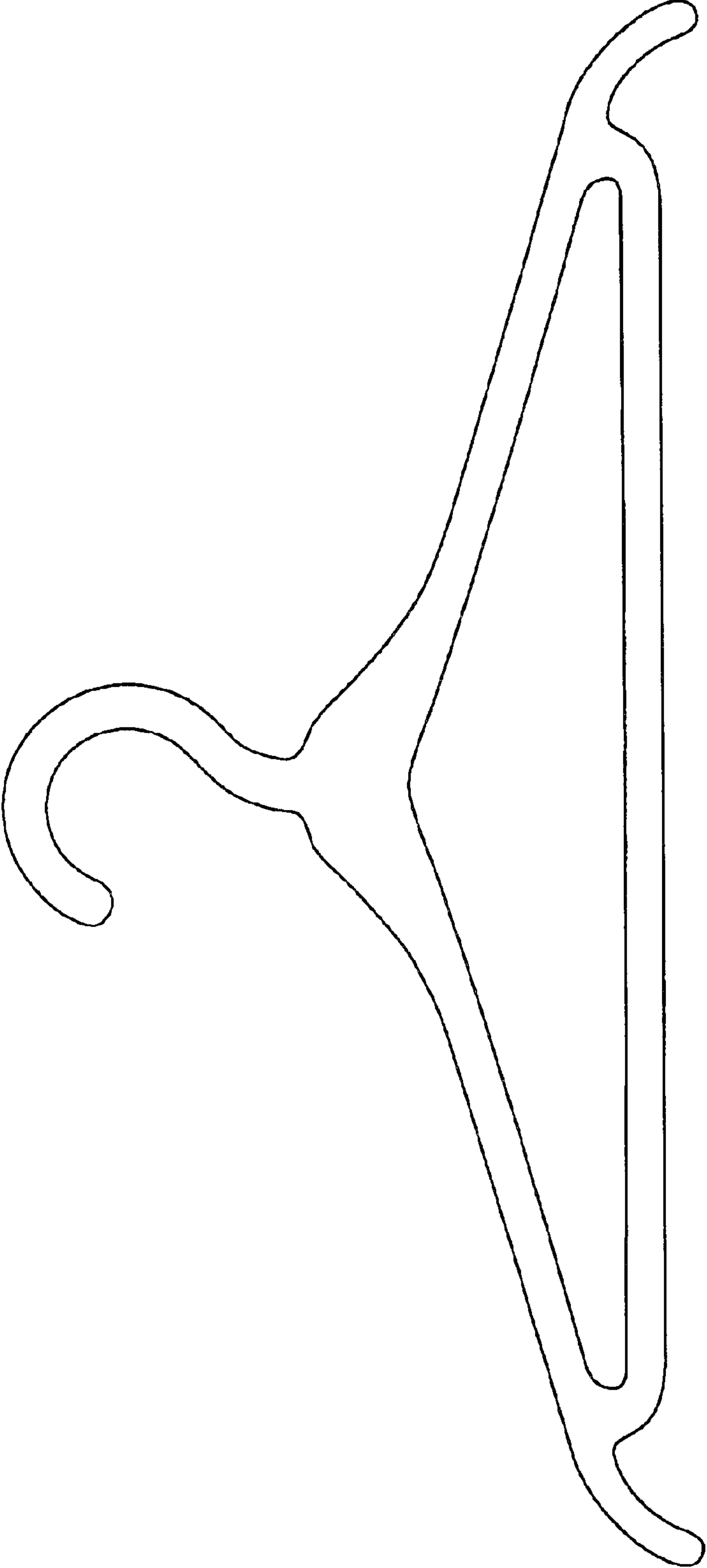


FIGURE 3



FIGURE 5



FIGURE 4



FIGURE 6



FIGURE 7