



US00D501320S

(12) **United States Design Patent**
DeSalvo

(10) **Patent No.: US D501,320 S**
(45) **Date of Patent: ** Feb. 1, 2005**

(54) **PART OF A TOOTHBRUSH HANDLE**

(75) Inventor: **Rosario Donato DeSalvo, Milan (IT)**

(73) Assignee: **Church & Dwight Co., Inc., Princeton, NJ (US)**

(**) Term: **14 Years**

(21) Appl. No.: **29/206,045**

(22) Filed: **May 25, 2004**

(30) **Foreign Application Priority Data**

Nov. 26, 2003 (GB) 3015357

(51) **LOC (7) Cl. 04-02**

(52) **U.S. Cl. D4/104; D4/138**

(58) **Field of Search** D4/104-112, 132,
D4/134, 138; 15/143.1, 159.1, 167.1, 167.2;
16/110.1, 430, 431; 132/308; D7/393, 395,
401.2

(56) **References Cited**

U.S. PATENT DOCUMENTS

D446,393 S * 8/2001 Manfredi et al. D4/104
D482,199 S * 11/2003 De Salvo D4/104

OTHER PUBLICATIONS

AU 95292 S Industrial Design Application, Feb. 6, 1986
[online], [retrieved Sep. 17, 2004]. Retrieved from IP Aus-

tralia Designs Database using Internet <URL: http://pericles.ipaustralia.gov.au>.*

GB 2104180 Industrial Design Application Jul. 9, 2002
[online], [retrieved Sep. 18, 2004]. Retrieved from Designs
Database of UK Patent Office using Internet <URL: http://
www.patent.gov.uk/design/dbase/index.htm>.*

* cited by examiner

Primary Examiner—Alan P. Douglas
Assistant Examiner—Lavone D. Tabor

(57) **CLAIM**

The ornamental design for a part of a toothbrush handle, as shown and described.

DESCRIPTION

FIG. 1 is a perspective view from above and the one side of my part of a toothbrush handle;

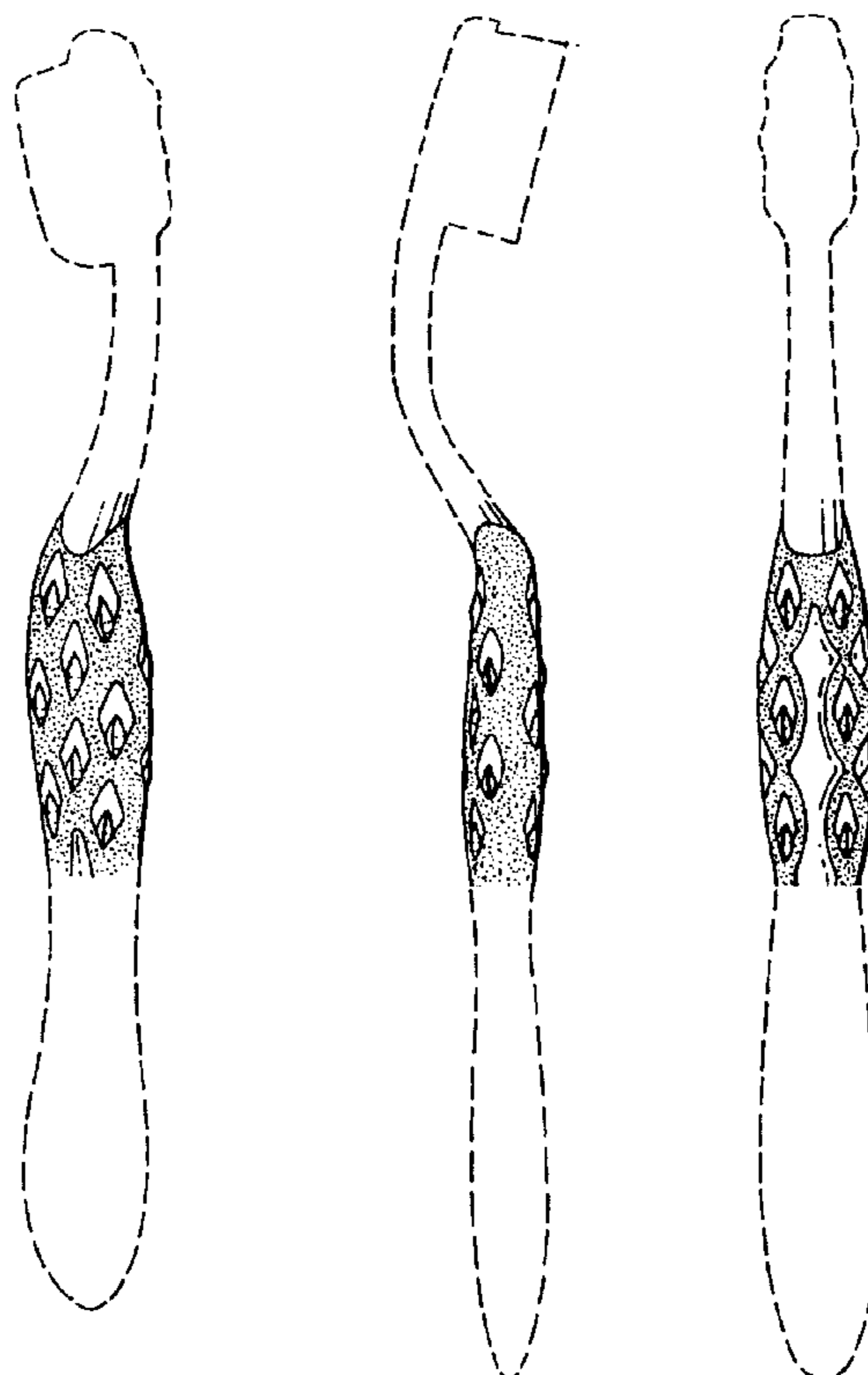
FIG. 2 is the other side elevational view of my part of a toothbrush handle;

FIG. 3 is a rear elevational view of my part of a toothbrush handle;

FIG. 4 is a top plan view of my part of a toothbrush handle; and,

FIG. 5 is a top plan view my part of a toothbrush handle.

1 Claim, 1 Drawing Sheet



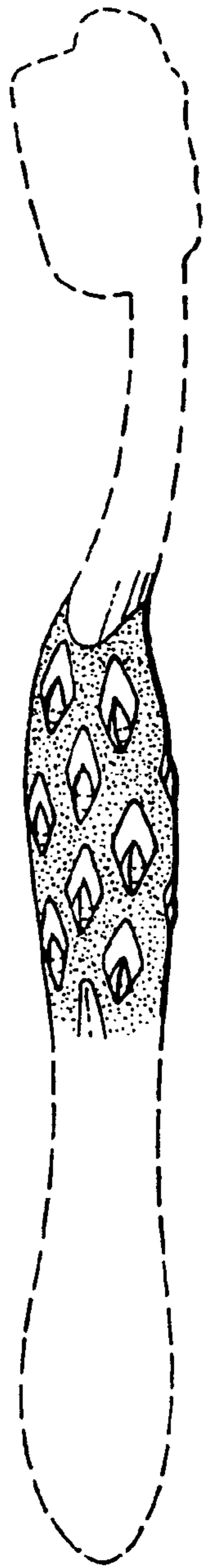


Fig.1.

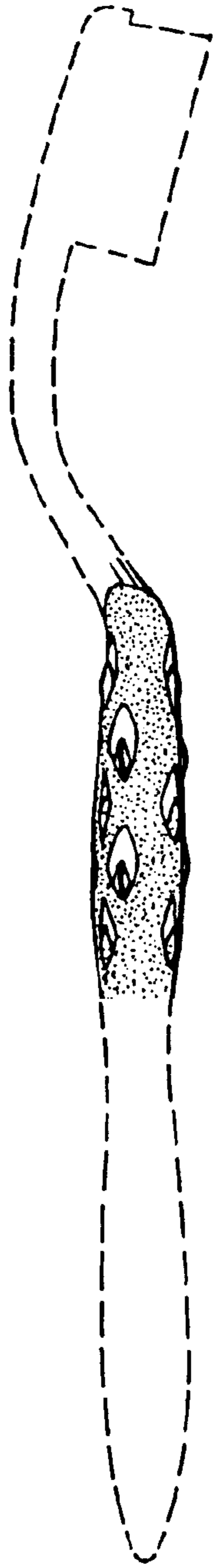


Fig.2.

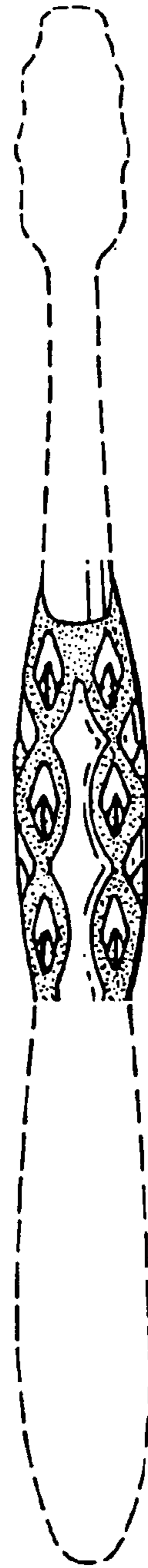


Fig.3.



Fig.4.



Fig.5.