

US00D501318S

(12) **United States Design Patent**  
**Louie et al.**

(10) **Patent No.:** **US D501,318 S**  
(45) **Date of Patent:** **\*\* Feb. 1, 2005**

(54) **STORAGE CONTAINER**

(75) Inventors: **Shelton Louie**, Vancouver, WA (US);  
**Stephen A. Garrett**, Vancouver, WA  
(US); **Philip M. Krebs**, West Linn, OR  
(US)

(73) Assignee: **GSL Solutions, Inc.**, Vancouver, WA  
(US)

(\*\*) Term: **14 Years**

(21) Appl. No.: **29/186,566**

(22) Filed: **Jul. 15, 2003**

(51) **LOC (7) Cl.** ..... **03-01**

(52) **U.S. Cl.** ..... **D3/304**

(58) **Field of Search** ..... D3/304, 307, 313,  
D3/314, 201, 297; D9/414, 418, 424, 432;  
D6/396, 627, 449; D19/75, 92; D15/89;  
220/500, 676; 206/215, 425, 555, 459.1,  
775, 776, 557, 815; 312/119, 122, 126,  
330.1, 333, 902, 249.11, 249.4, 214, 350,  
404; 211/85.17, 88.1, 126.1, 126.15

(56) **References Cited**

**U.S. PATENT DOCUMENTS**

D191,144 S \* 8/1961 Schanz ..... D3/307  
D242,021 S \* 10/1976 Shanklin ..... D9/418  
D268,622 S \* 4/1983 Wolters et al. .... D3/314

4,627,535 A \* 12/1986 Kirchner et al. .... 206/425  
D316,516 S \* 4/1991 Poirier ..... D9/424  
5,285,900 A \* 2/1994 Swingler ..... 220/676  
D387,981 S \* 12/1997 Mosior et al. .... D3/304  
6,588,590 B1 \* 7/2003 Wang ..... 206/425  
D484,150 S \* 12/2003 Becke ..... D15/89

\* cited by examiner

*Primary Examiner*—Louis S. Zarfaz

*Assistant Examiner*—John Windmuller

(74) *Attorney, Agent, or Firm*—Ipsolon LLP

(57) **CLAIM**

The ornamental design for a storage container, as shown and described.

**DESCRIPTION**

FIG. 1 is a front, right, perspective view of a storage container showing our design;

FIG. 2 is a back, left, perspective view thereof;

FIG. 3 is a top plan view thereof;

FIG. 4 is a bottom plan view thereof;

FIG. 5 is a left, side view thereof, the right side view being a mirror image of the left, side view;

FIG. 6 is a front view thereof; and,

FIG. 7 is a back view thereof.

The broken lines showing mounting portions, openings, recesses, and auxiliary engaging structures are for illustrative purpose only and form no part of the claimed design.

**1 Claim, 3 Drawing Sheets**

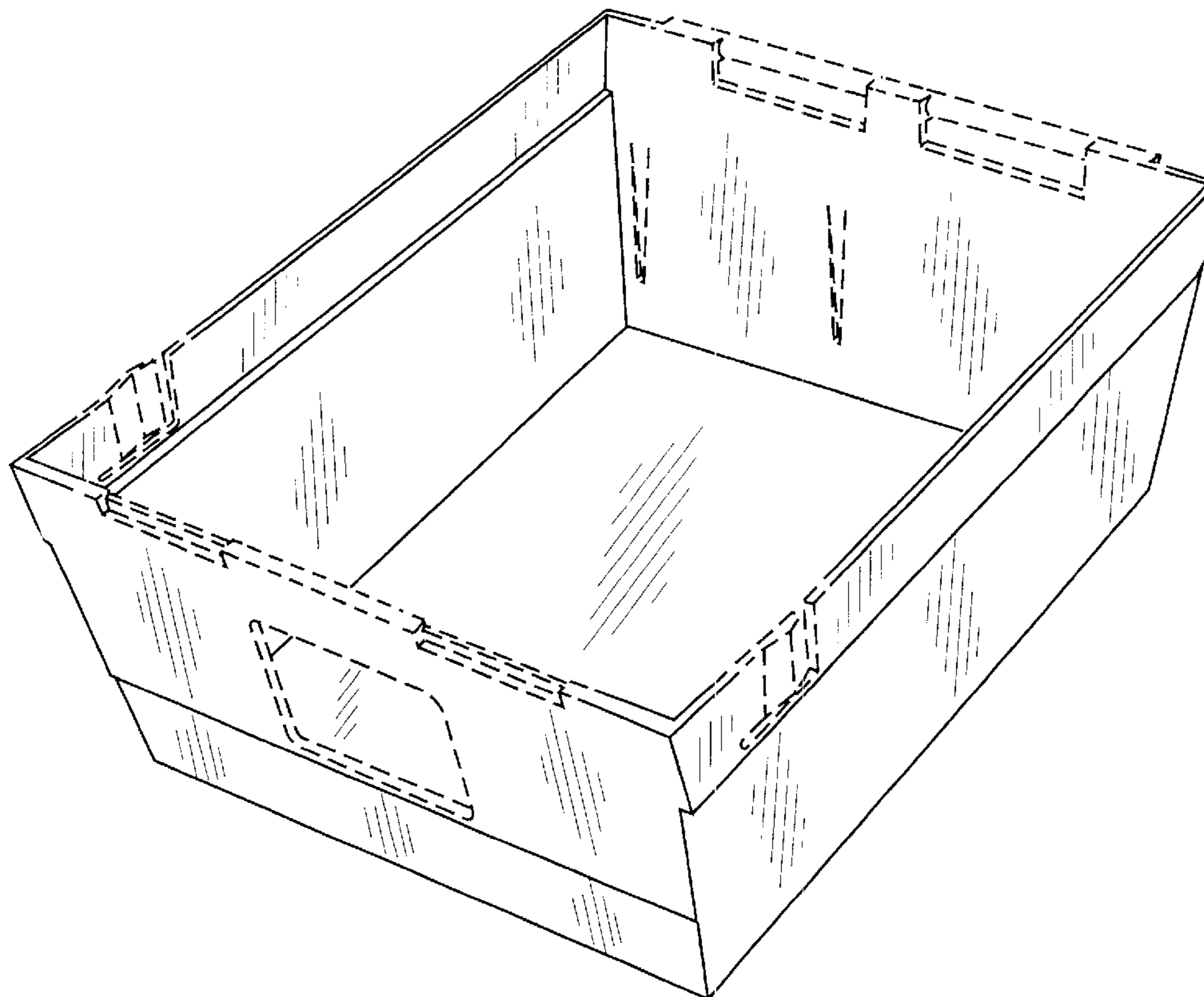


FIG. 1

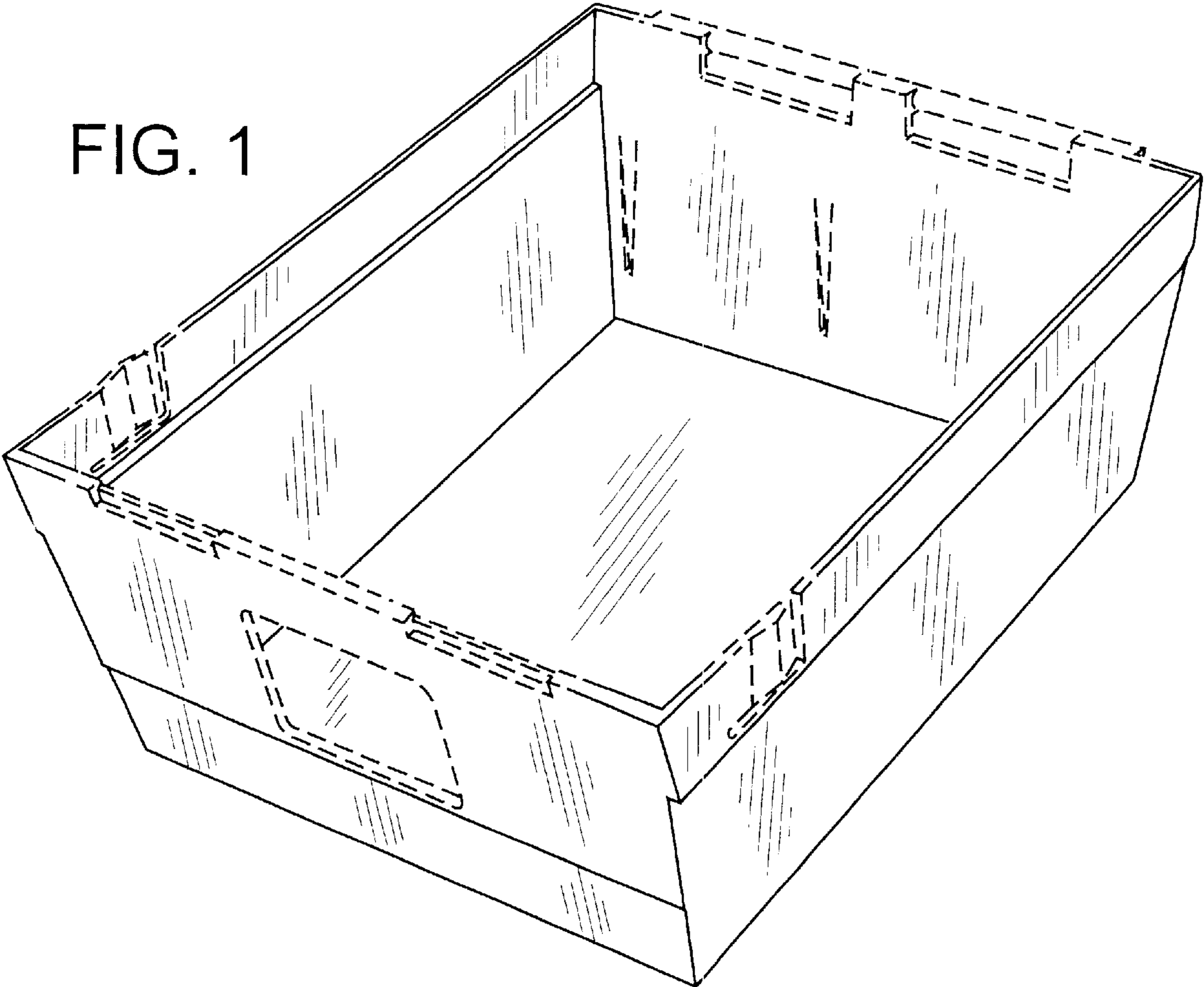


FIG. 2

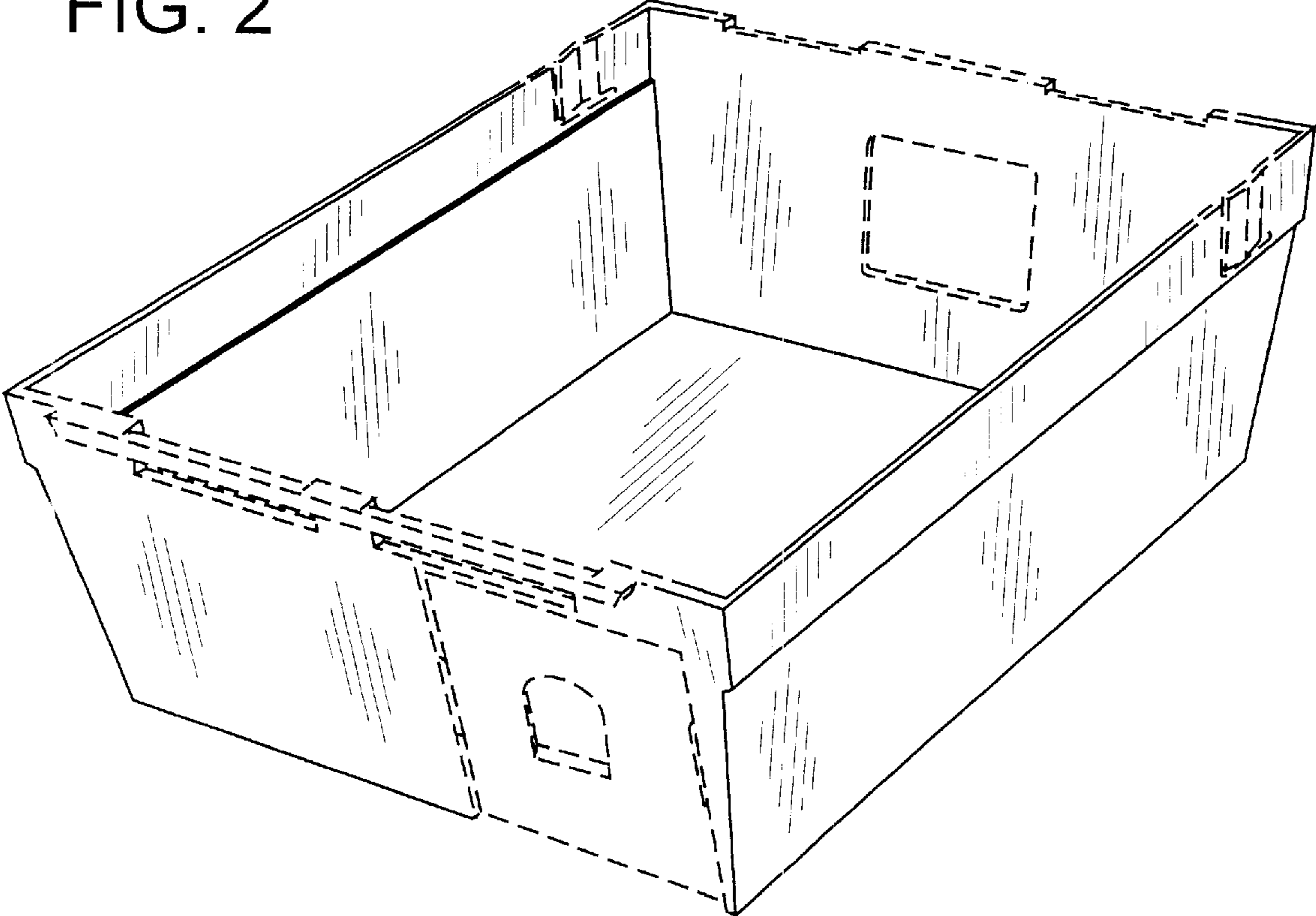


FIG. 3




FIG. 4

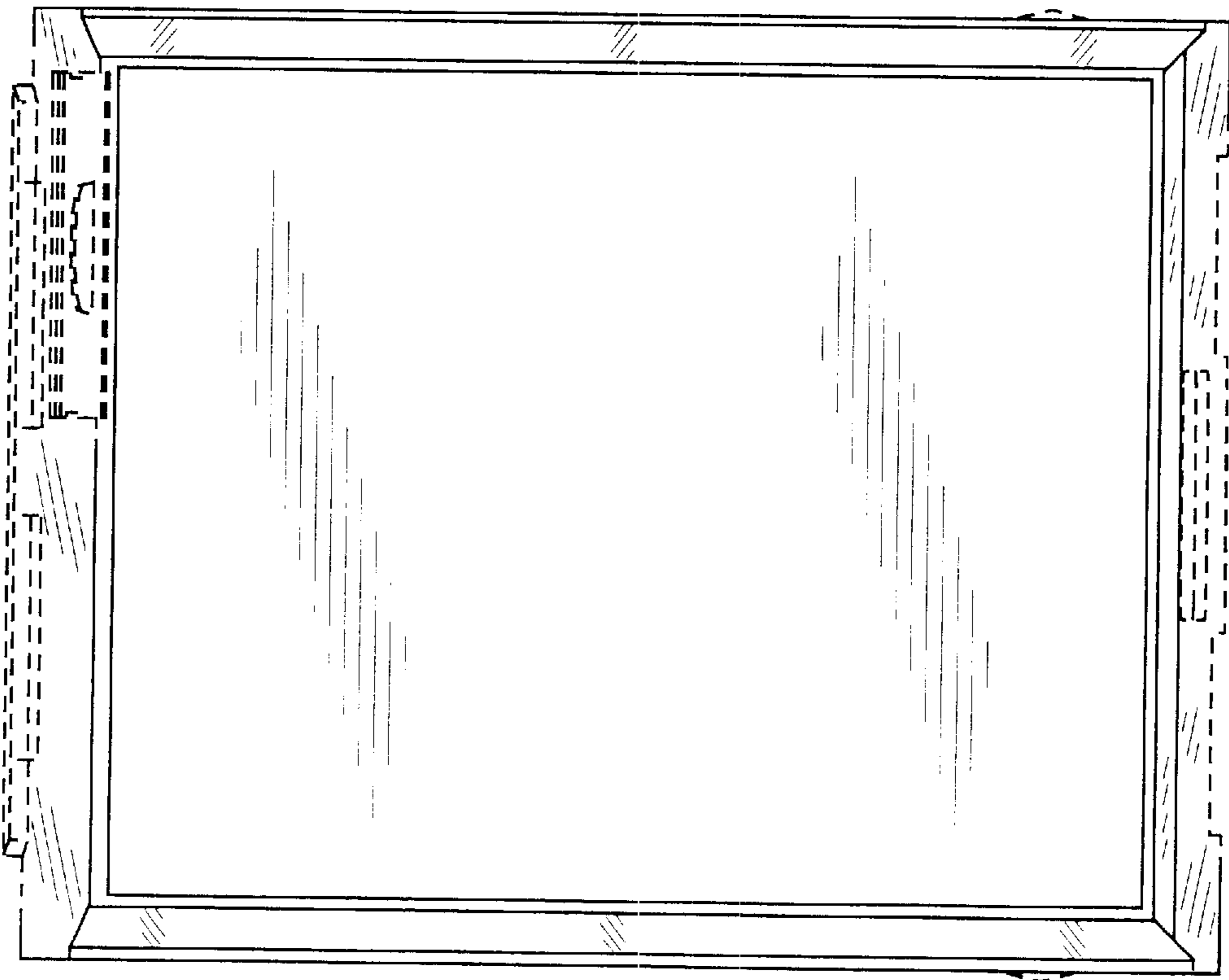


FIG. 5

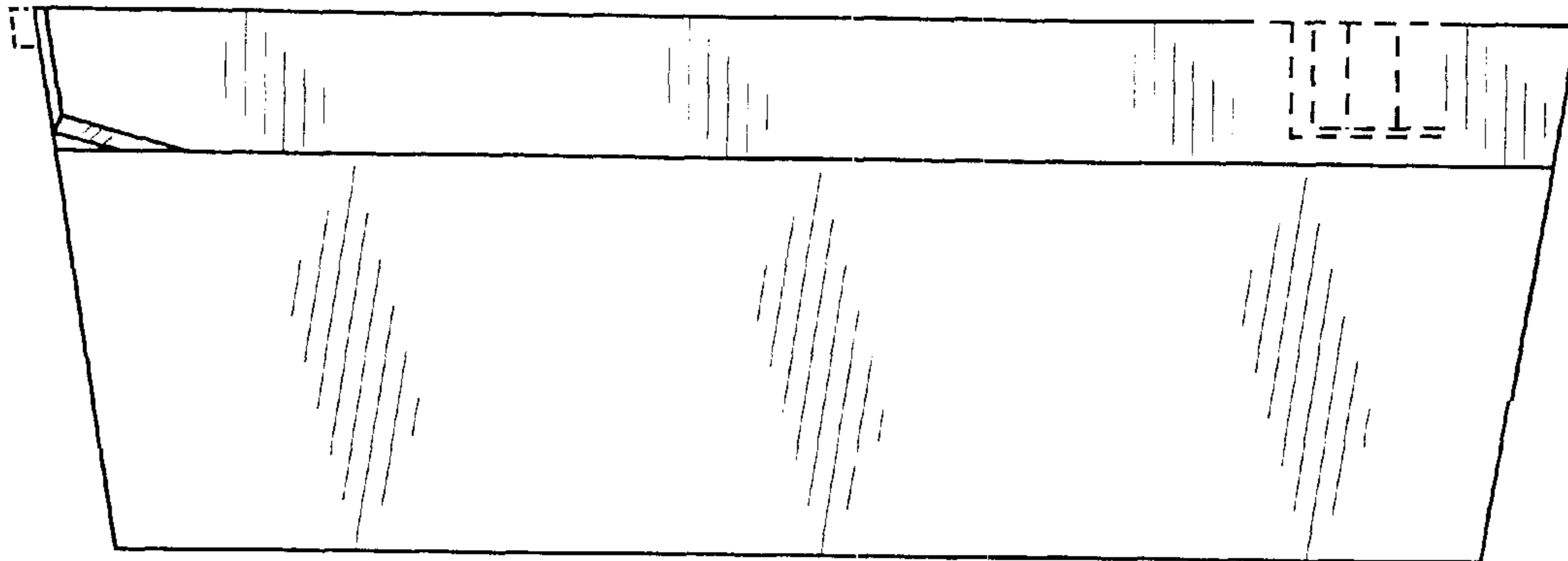


FIG. 6

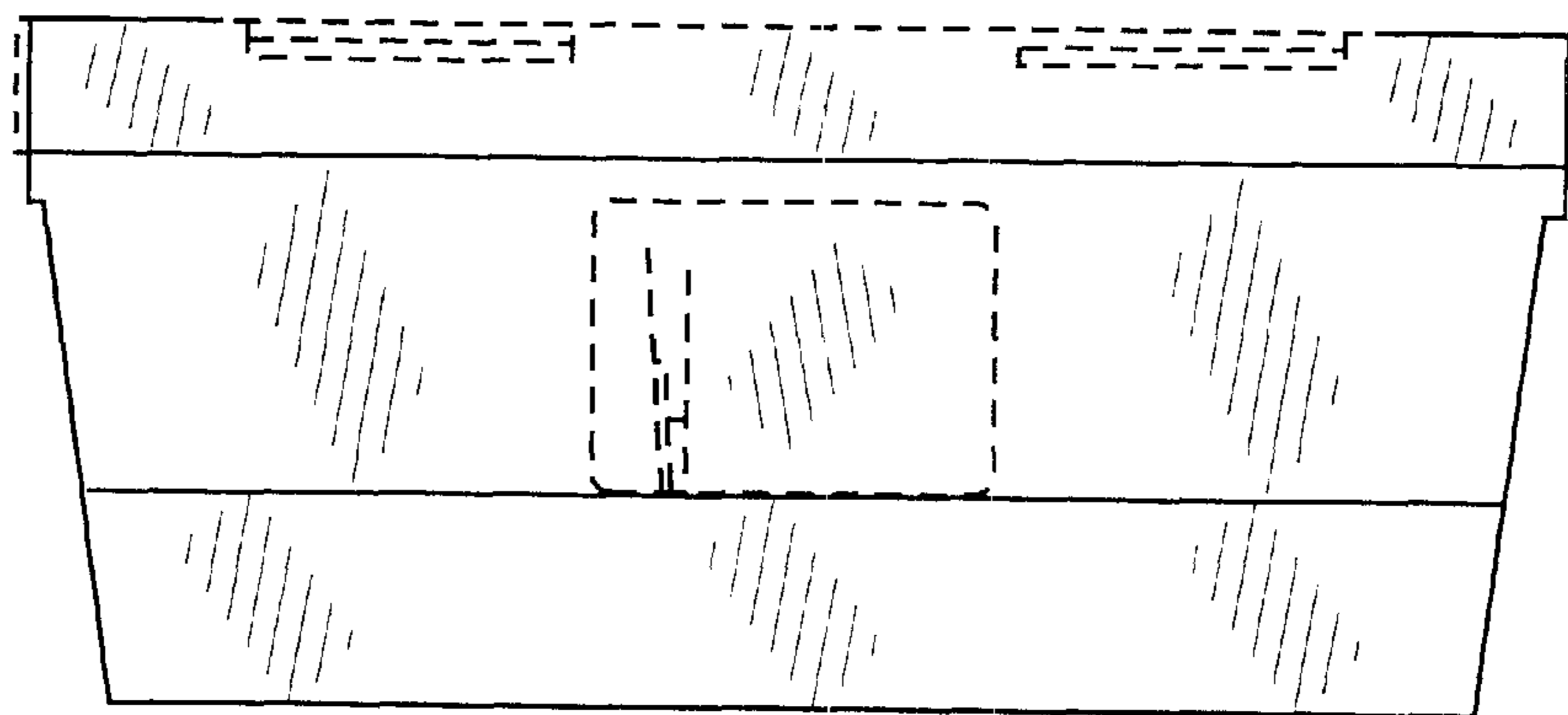


FIG. 7

