

US00D501315S

(12) **United States Design Patent** (10) **Patent No.:** **US D501,315 S**
Delafontaine (45) **Date of Patent:** **** Feb. 1, 2005**

(54) **HANDBAG**

(76) Inventor: **Sophie Delafontaine**, 74 rue du Rocher,
75008 Paris (FR)

(**) Term: **14 Years**

(21) Appl. No.: **29/209,548**

(22) Filed: **Jul. 15, 2004**

(51) **LOC (7) Cl.** **03-01**

(52) **U.S. Cl.** **D3/246**

(58) **Field of Search** D3/232, 233, 234,
D3/238, 240, 241, 243, 244, 245, 246,
303, 315, 316; D9/305; 150/100, 197, 110,
118, 900, 902, 903; 190/100, 109, 112,
113, 115, 119; 383/12, 29, 26, 30, 31, 205,
206, 40, 42, 70, 71, 72, 75, 76, 78, 79,
81, 907

(56) **References Cited**

U.S. PATENT DOCUMENTS

D157,266 S *	2/1950	Kiernan	383/40
D275,241 S *	8/1984	Schimmel	D3/246
4,989,656 A *	2/1991	Derfler	150/118
D336,362 S *	6/1993	McCord	D3/303
D489,895 S *	5/2004	Guyon	D3/246
D490,976 S *	6/2004	Delafontaine	D3/243

* cited by examiner

Primary Examiner—Louis S. Zarfaz

Assistant Examiner—Monica A. Weingart

(74) *Attorney, Agent, or Firm*—Gottlieb, Rackman &
Reisman, P.C.

(57) **CLAIM**

The ornamental design for a handbag, as shown and described.

DESCRIPTION

FIG. 1 is a bottom plan view of the handbag showing my new design;

FIG. 2 is a front elevation view thereof;

FIG. 3 is a left side elevation view thereof;

FIG. 4 is a top plan view thereof;

FIG. 5 is a rear elevation view thereof;


FIG. 6 is a bottom plan view of the design, but showing the handbag in an unexpanded condition;

FIG. 7 is a right side elevation view thereof; and,

FIG. 8 is a front elevation view thereof.

The broken line showing in FIGS. 2, 3, 5, 7, and 8, is for illustrative purposes only and forms no part of the claimed design.

1 Claim, 3 Drawing Sheets






FIG. 1

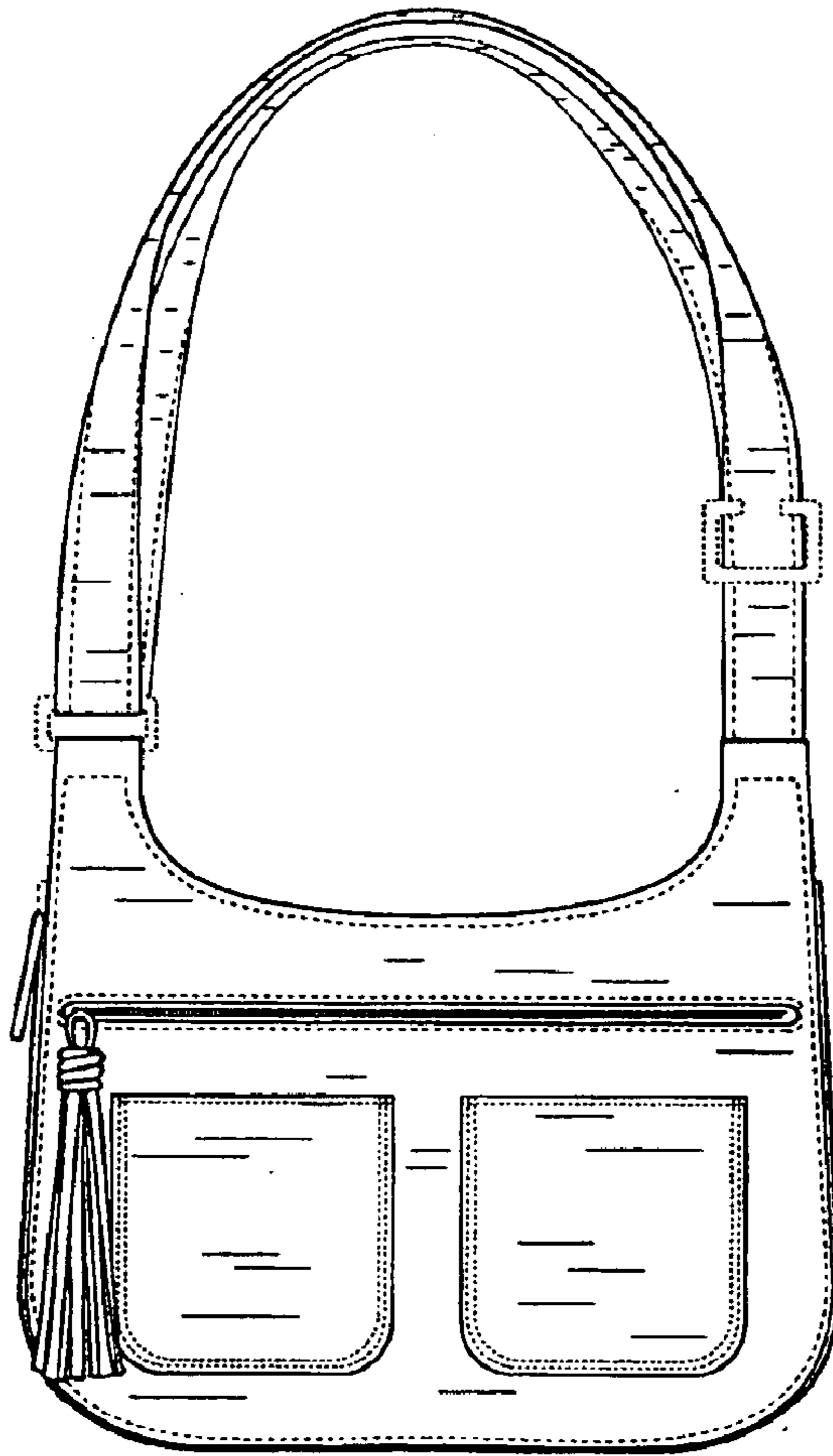


FIG. 2

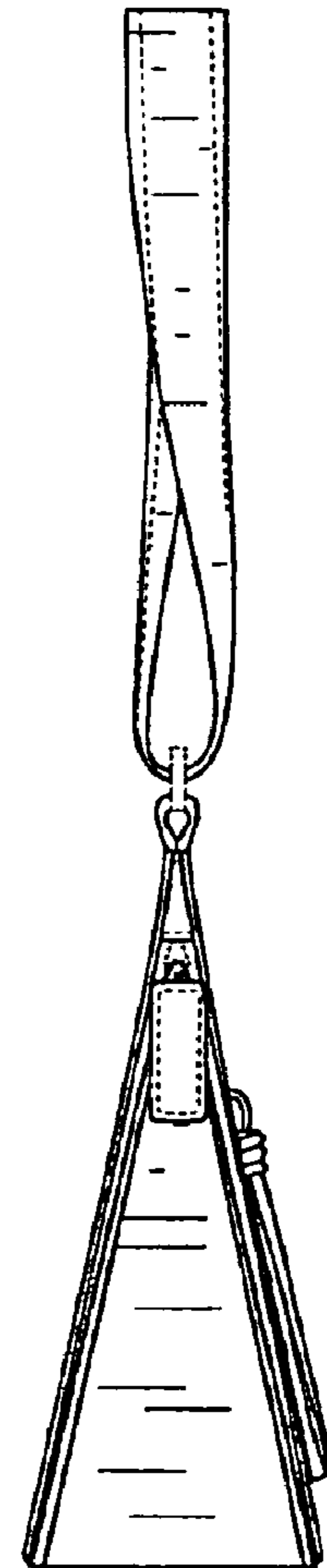


FIG. 3




FIG. 4

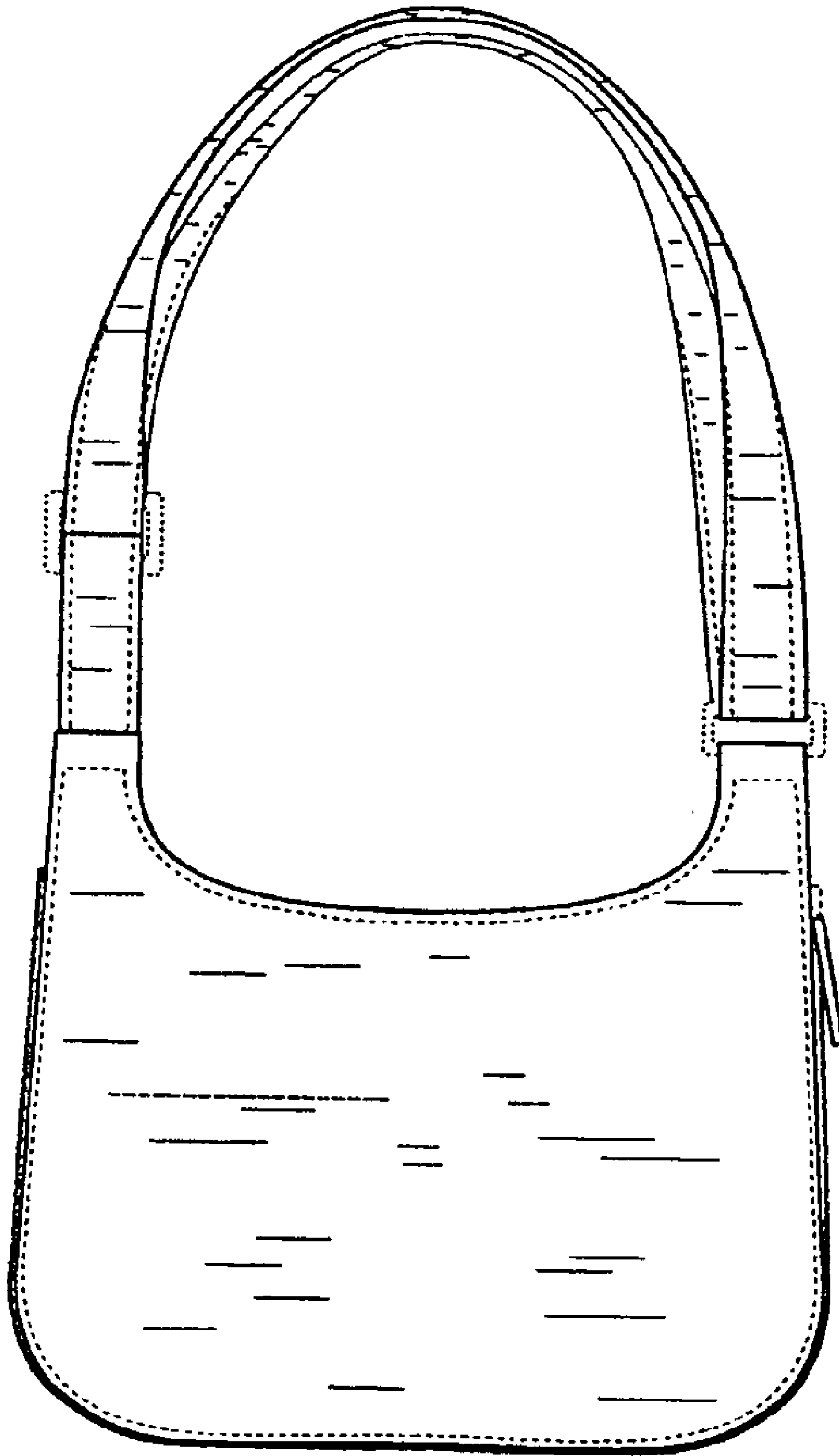


FIG. 5




FIG. 6

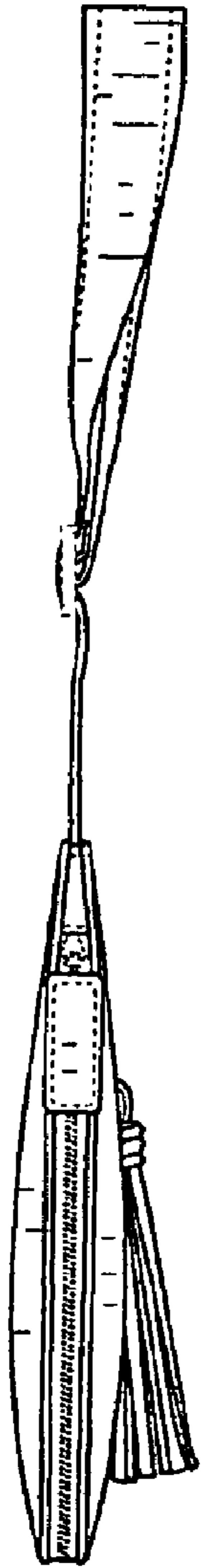


FIG. 7

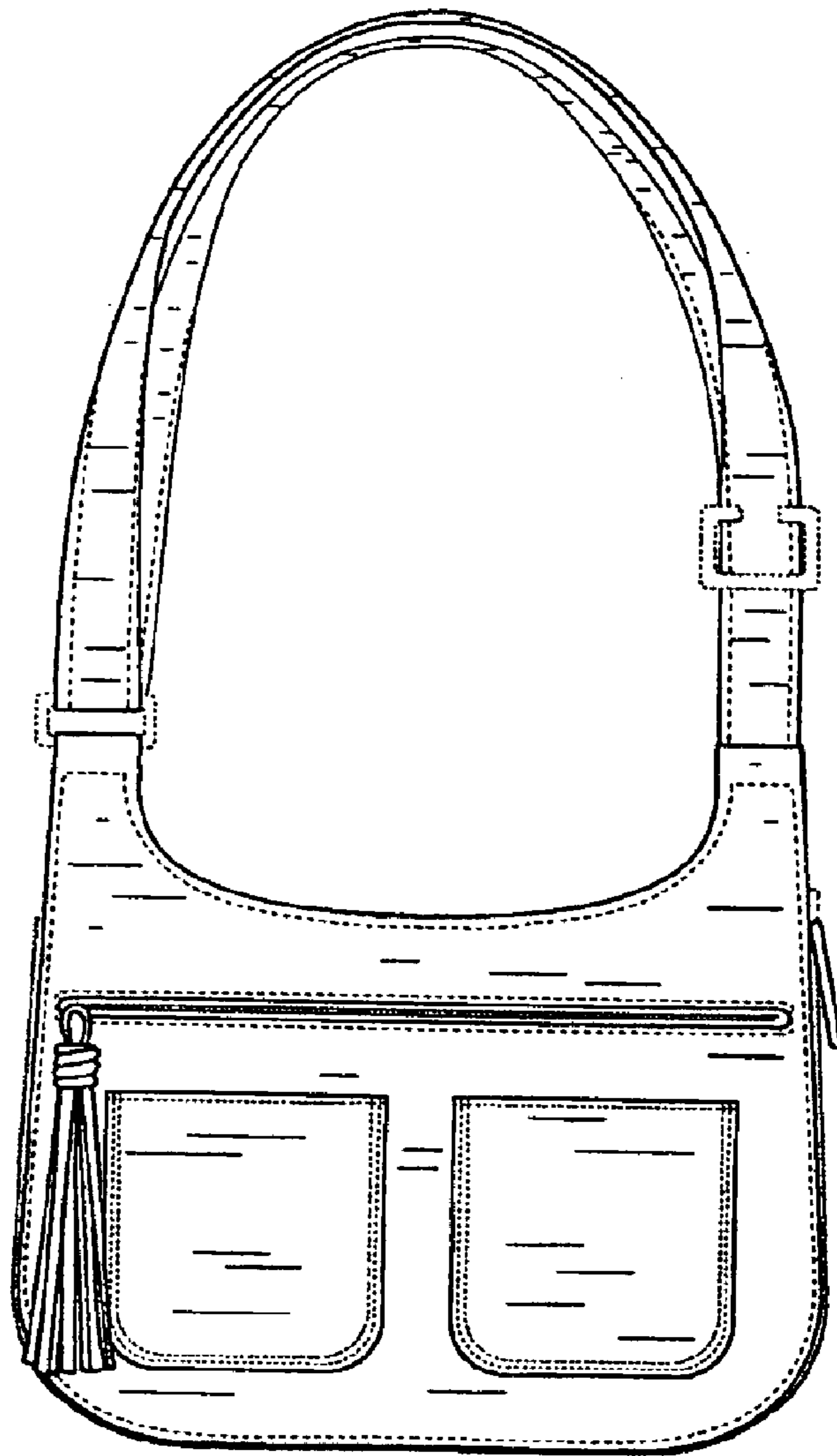


FIG. 8