

US00D501314S

(12) **United States Design Patent**
Morelli

(10) **Patent No.: US D501,314 S**

(45) **Date of Patent: ** Feb. 1, 2005**

(54) **HANDBAG**

(75) **Inventor: Giovanni Morelli, Milan (IT)**

(73) **Assignee: Chloe Societe Anonyme, Paris (FR)**

(**) **Term: 14 Years**

(21) **Appl. No.: 29/200,969**

(22) **Filed: Mar. 9, 2004**

(30) **Foreign Application Priority Data**

Mar. 8, 2004 (EP) 000157474

(51) **LOC (7) Cl. 03-01**

(52) **U.S. Cl. D3/246**

(58) **Field of Search** D3/232, 233, 234,
D3/238, 240, 241, 243, 244, 245, 246,
303, 315, 316; D9/305; 150/100, 197, 110,
118, 900, 902, 903; 190/100, 109, 112,
113, 115, 119; 383/12, 29, 26, 30, 31, 205,
206, 40, 42, 70, 71, 72, 75, 76, 78, 79,
81, 907

(56) **References Cited**

U.S. PATENT DOCUMENTS

3,938,569 A * 2/1976 Hill 150/110
D240,090 S * 5/1976 Siegel D3/243
D245,461 S * 8/1977 Jones, Jr. D3/243

4,161,975 A * 7/1979 Stakofsky 150/107
4,989,656 A * 2/1991 Derfler 150/900
D479,397 S * 9/2003 Galliano D3/246

* cited by examiner

Primary Examiner—Louis S. Zarfes

Assistant Examiner—Monica A. Weingart

(74) *Attorney, Agent, or Firm*—Hoffman, Wasson & Gitler,
P.C.

(57) **CLAIM**

The ornamental design for a handbag, as shown and described.

DESCRIPTION

FIG. 1 is a perspective view of the front, and one side of the handbag;

FIG. 2 is a view similar to FIG. 1, but showing the zippers in the side of the handbag moved to a different position;

FIG. 3 is a rear elevational view of the handbag shown in FIGS. 1 and 2;

FIG. 4 is a side view of the handbag in its upright position; FIG. 5 is a perspective view of the handbag lying on its side with the carrying strap extended; and,

FIG. 6 is a perspective view of the handbag, lying on its side to show the bottom of the handbag; the flaps at the upper end of the handbag are extended and the zippers in one side of the handbag are exposed.

1 Claim, 5 Drawing Sheets






FIG . 1




FIG . 2



FIG . 3

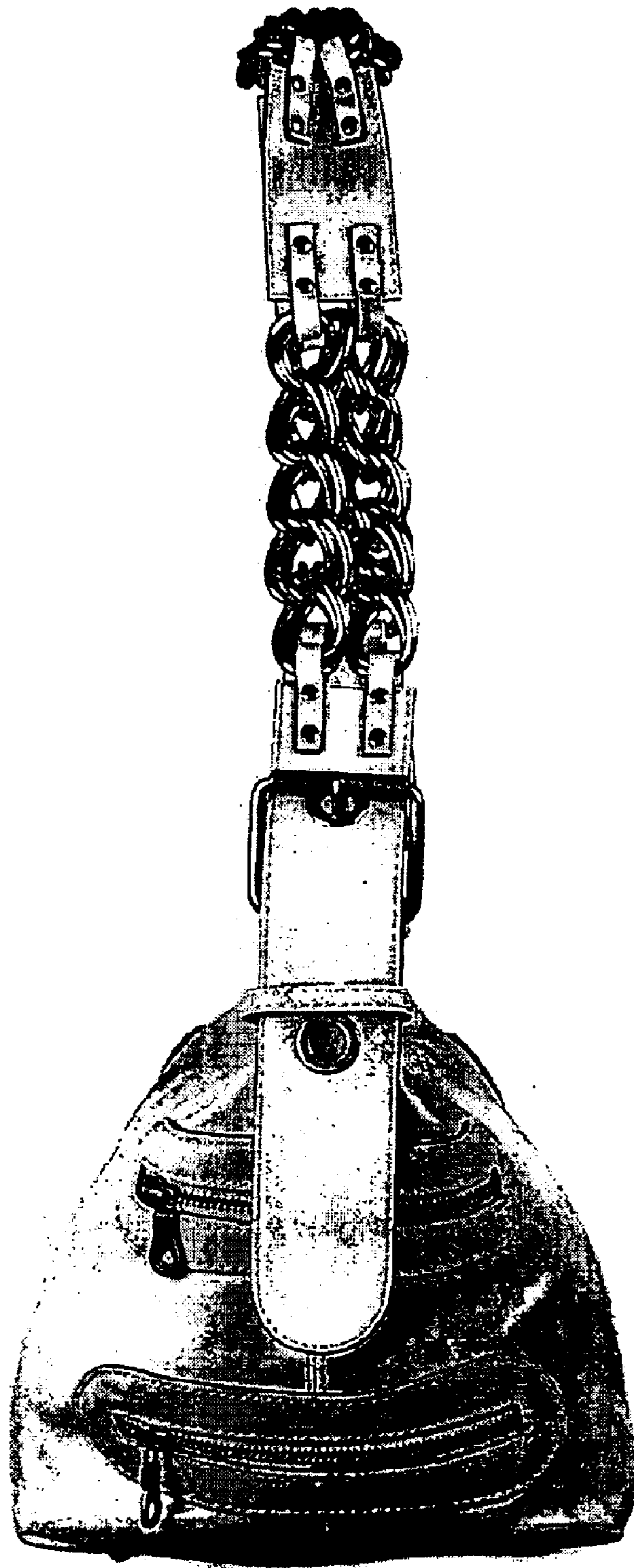


FIG . 4

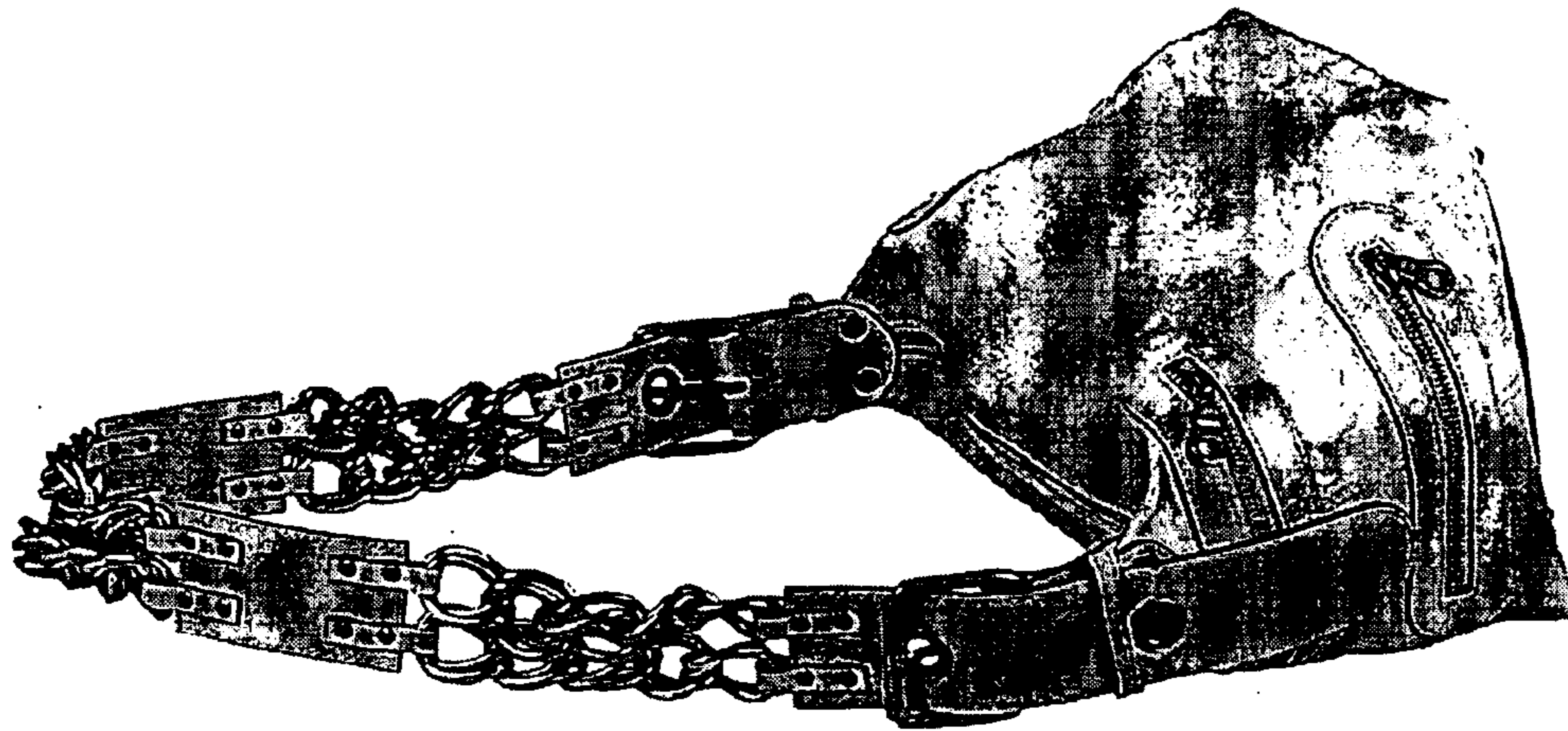


FIG . 5

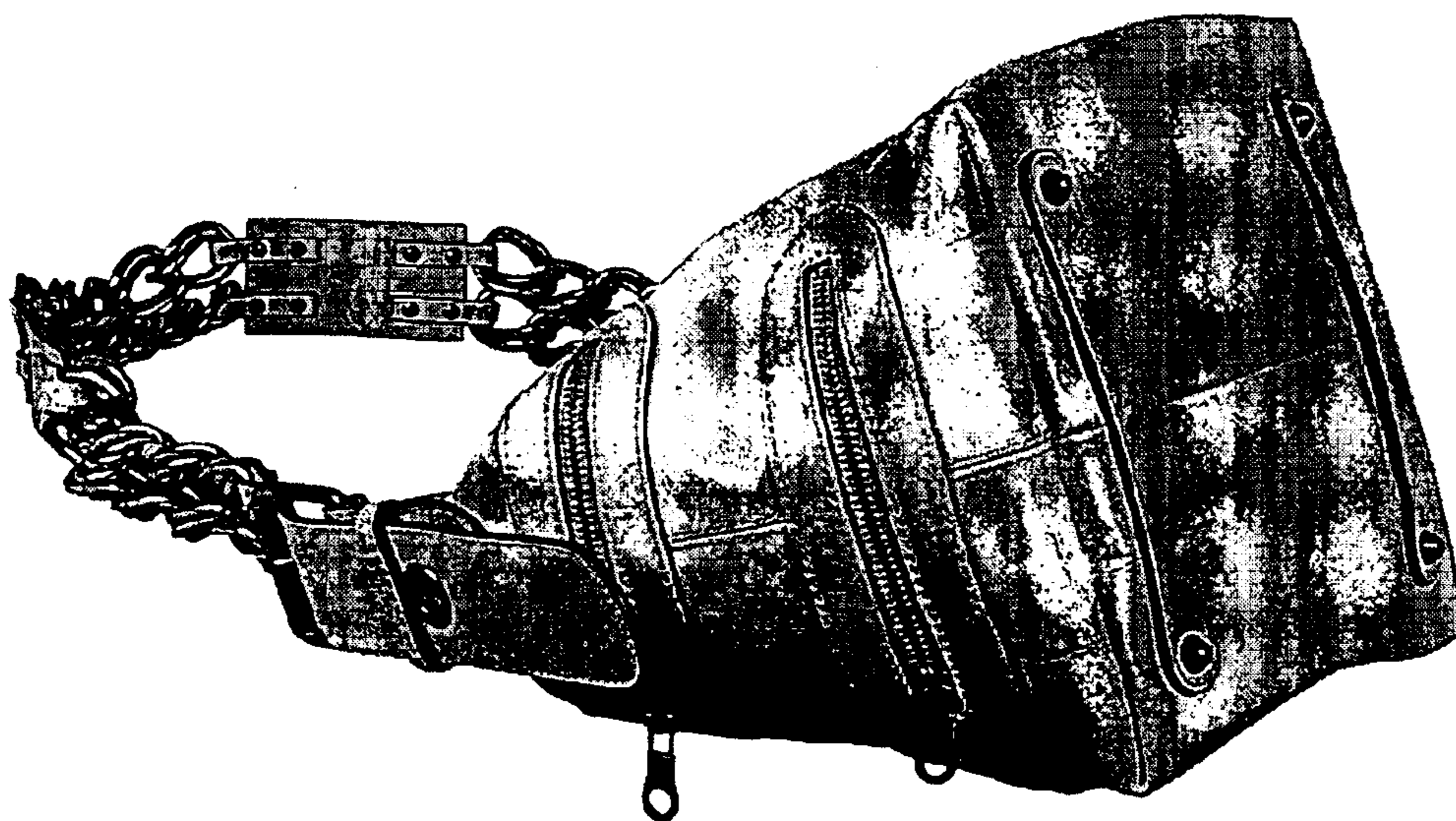


FIG . 6