

US00D501310S

(12) **United States Design Patent**  
**Smarte**

(10) **Patent No.:** **US D501,310 S**

(45) **Date of Patent:** **\*\* Feb. 1, 2005**

(54) **PILL STORAGE CASE**

D431,458 S \* 10/2000 Bried et al. .... D3/203.2  
D483,560 S \* 12/2003 Thompson .... D3/203.2

(76) **Inventor:** **Charlotte M. Smarte**, 711 Hemenway  
Dr. Northeast, Winter Haven, FL (US)  
33881

\* cited by examiner

*Primary Examiner*—Catherine R. Oliver

(\*\*) **Term:** **14 Years**

(57) **CLAIM**

(21) **Appl. No.:** **29/202,809**

The ornamental design for a pill storage case, as shown and described.

(22) **Filed:** **Apr. 6, 2004**

**DESCRIPTION**

(51) **LOC (7) Cl.** ..... **03-01**

FIG. 1 is a front view of a pill storage case showing my new design.

(52) **U.S. Cl.** ..... **D3/203.2**

FIG. 2 is a back view of the pill storage case.

(58) **Field of Search** ..... D3/203.2, 203.1,  
D3/201, 205; D9/730-736; 206/581, 37,  
38, 235, 823; D28/76-84

FIG. 3 is a side view of the pill storage case.

FIG. 4 is a top view of the pill storage case; and,

FIG. 5 is a bottom view of the pill storage case.


(56) **References Cited**

The broken line showing of environment in the drawings is for illustrative purposes only and forms no part of the claimed design.

**U.S. PATENT DOCUMENTS**

D278,602 S \* 4/1985 Rosenstein ..... D9/449  
D398,444 S \* 9/1998 Ricci ..... D3/203.2  
D403,470 S \* 12/1998 Litton et al. .... D28/82

**1 Claim, 2 Drawing Sheets**



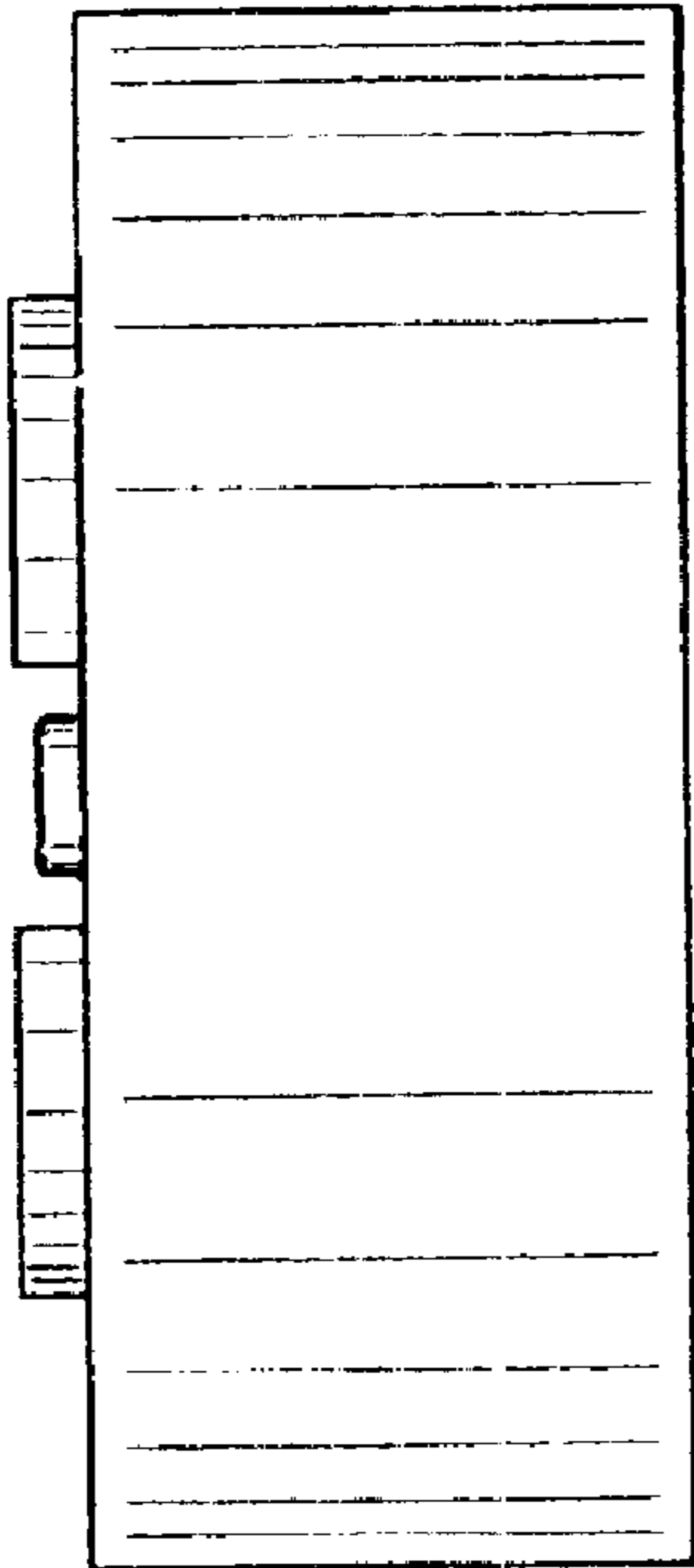


FIG. 1

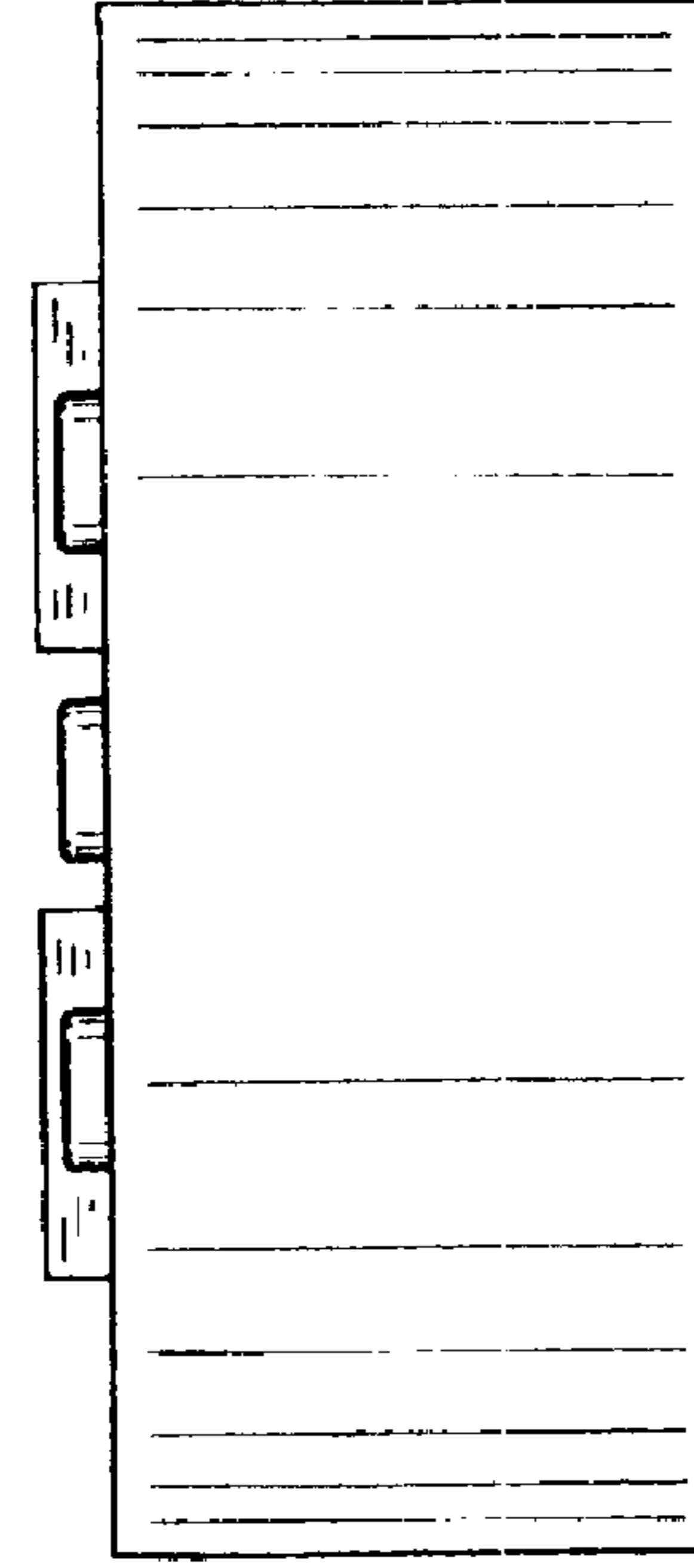


FIG. 2




FIG. 3

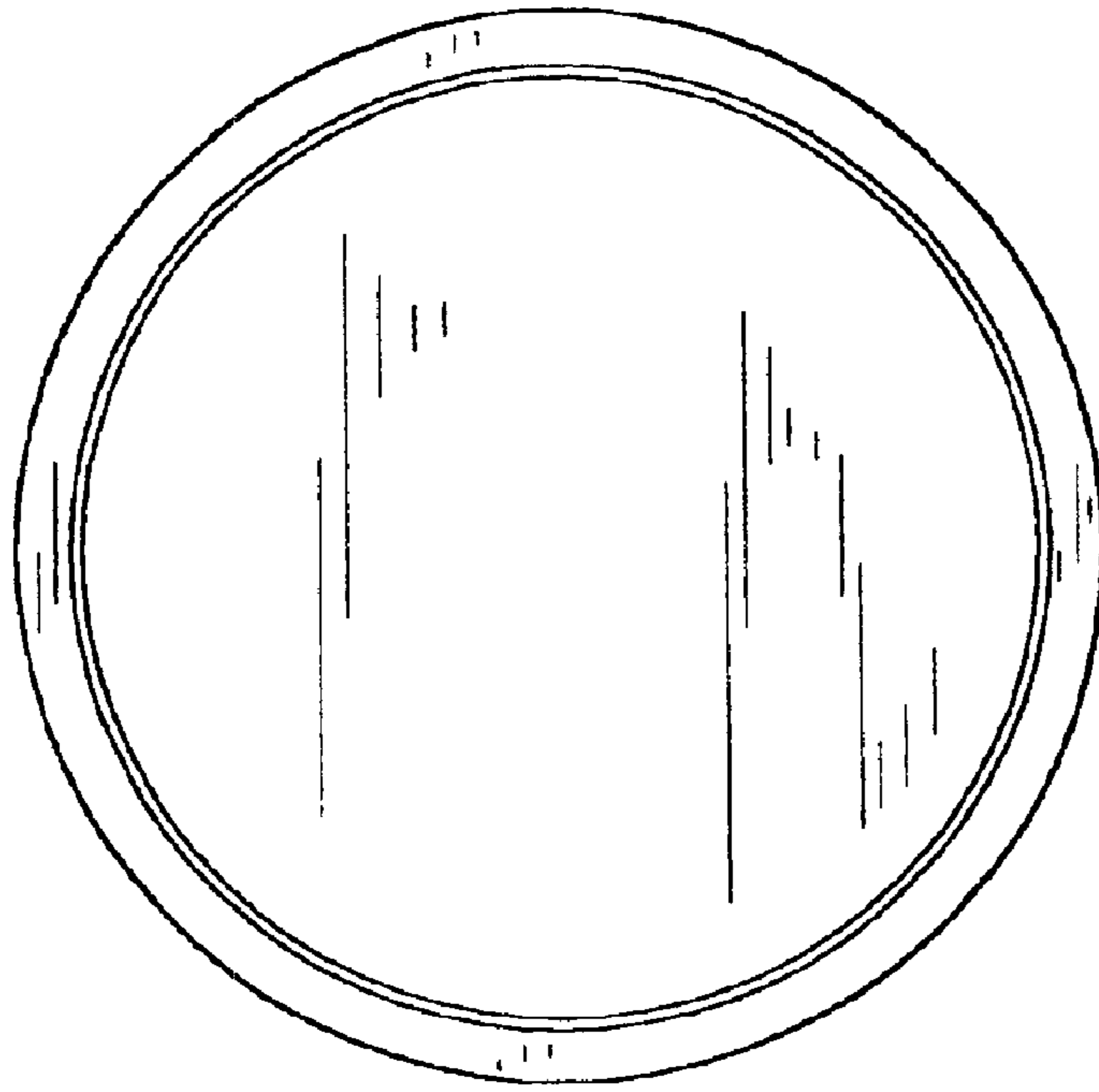


FIG. 5

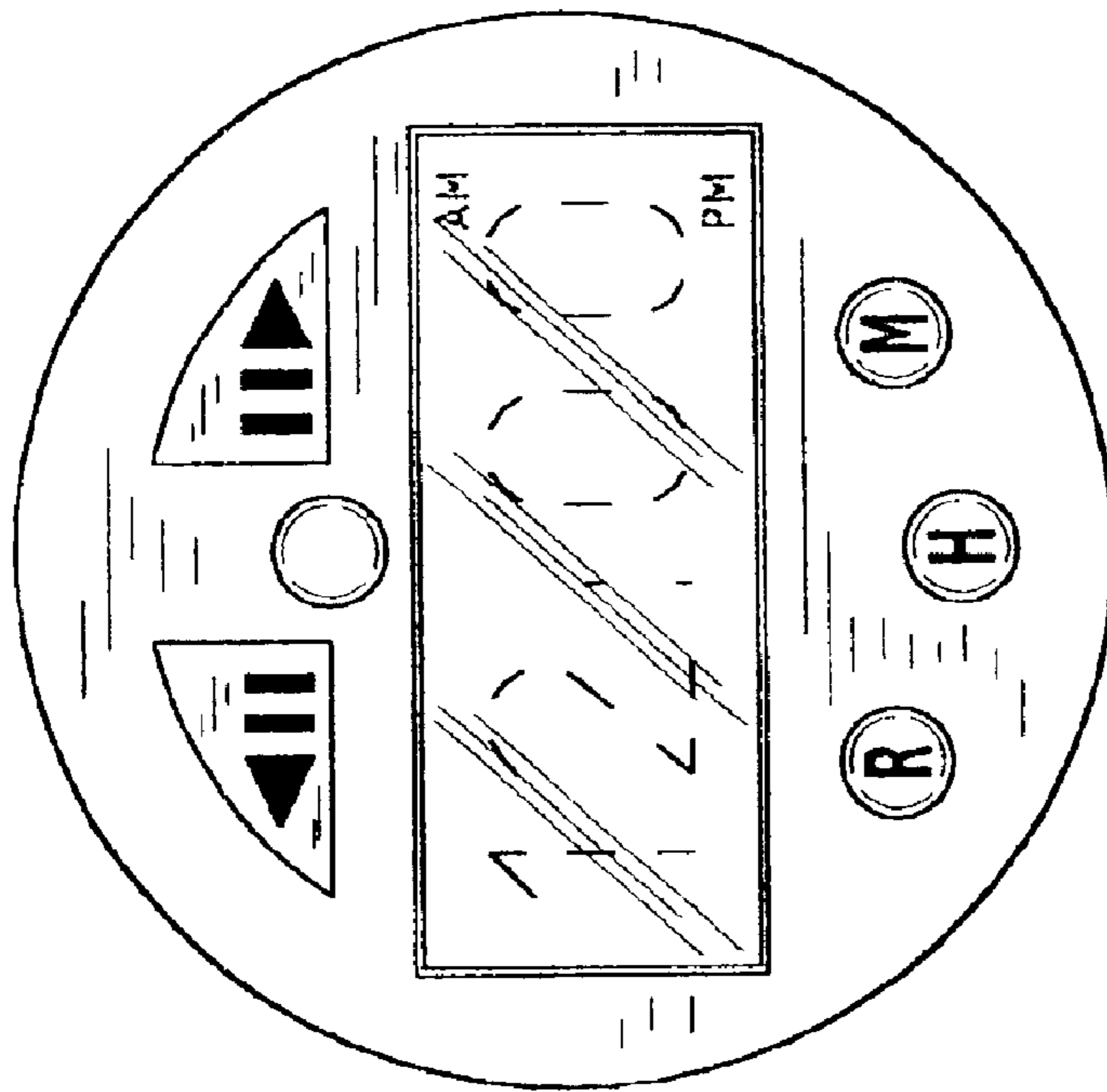


FIG. 4