



US00D501303S

(12) **United States Design Patent** (10) **Patent No.:** **US D501,303 S**
Sterns (45) **Date of Patent:** **** Feb. 1, 2005**

(54) **PILLBOX**
(75) **Inventor:** **Anthony A. Sterns**, Akron, OH (US)
(73) **Assignee:** **Creative Action, LLC**, Akron, OH (US)
(**) **Term:** **14 Years**

(21) **Appl. No.:** **29/201,980**
(22) **Filed:** **Mar. 24, 2004**

(51) **LOC (7) Cl.** **03-01**
(52) **U.S. Cl.** **D3/203.2**
(58) **Field of Search** D3/201, 203.1, D3/203.2, 203.3, 215, 218, 205; 224/163, 903, 240; 206/531-534, 538

(56) **References Cited**

U.S. PATENT DOCUMENTS

4,084,695	A	4/1978	Halbich	206/532
4,133,445	A	1/1979	Mandelbaum	220/23.4
4,253,572	A	3/1981	Halbich	206/538
4,345,541	A	8/1982	Villa-Real	116/308
4,372,445	A	2/1983	Keffeler	206/532
4,572,376	A	2/1986	Wrennall	206/538
4,640,560	A	2/1987	Blum	312/234.1
4,785,932	A	11/1988	Checke	206/232
4,793,492	A	12/1988	Halbich	206/538
5,102,023	A	* 4/1992	Nguyen	224/163
5,105,949	A	4/1992	Blair	206/534
D376,685	S	* 12/1996	Weller et al.	D3/203.2
5,740,938	A	4/1998	Hofmann et al.	220/324
5,806,670	A	9/1998	Harlan et al.	206/232
5,921,394	A	7/1999	Shroff	206/534
6,032,085	A	2/2000	Laurent et al.	700/242
6,048,087	A	4/2000	Laurent et al.	364/479.12
6,082,544	A	7/2000	Romick	206/531
6,107,911	A	8/2000	Perrone	340/309.15
6,281,798	B1	8/2001	Laurent et al.	340/573.1
D451,422	S	* 12/2001	Wenrich	D3/215
6,338,535	B1	1/2002	Rickert	312/311
6,382,416	B1	5/2002	Gainey	206/317

D458,837 S * 6/2002 Cragie D3/203.2
6,464,506 B1 10/2002 Welles 434/238
D483,560 S * 12/2003 Thompson D3/203.2

* cited by examiner

Primary Examiner—Catherine R. Oliver

(74) *Attorney, Agent, or Firm*—Rankin, Hill, Porter & Clark, LLP

(57) **CLAIM**

The ornamental design for a pillbox, as shown and described.

DESCRIPTION

FIG. 1 is a perspective view of a pillbox showing my new design;
FIG. 2 is a bottom plan view thereof;
FIG. 3 is a side elevation view thereof, taken from the right as viewed in FIG. 2;
FIG. 4 is a front elevation view thereof;
FIG. 5 is a side elevation view thereof, taken from the left as viewed in FIG. 2;
FIG. 6 is a rear elevation view thereof;
FIG. 7 is a top plan view thereof;
FIG. 8 is a perspective view of an alternative embodiment of a pillbox according to the invention;
FIG. 9 is a bottom plan view of the pillbox shown in FIG. 8;
FIG. 10 is a side elevation view of the pillbox shown in FIG. 8, taken from the right as viewed in FIG. 9;
FIG. 11 is a front elevation view of the pillbox shown in FIG. 8;
FIG. 12 is a side elevation view of the pillbox shown in FIG. 8, taken from the left as viewed in FIG. 9;
FIG. 13 is a rear elevation view of the pillbox shown in FIG. 8; and,
FIG. 14 is a top plan view of the pillbox shown in FIG. 8. The broken line showing of environment in the drawings is for illustrative purposes only and forms no part of the claimed design.

1 Claim, 2 Drawing Sheets

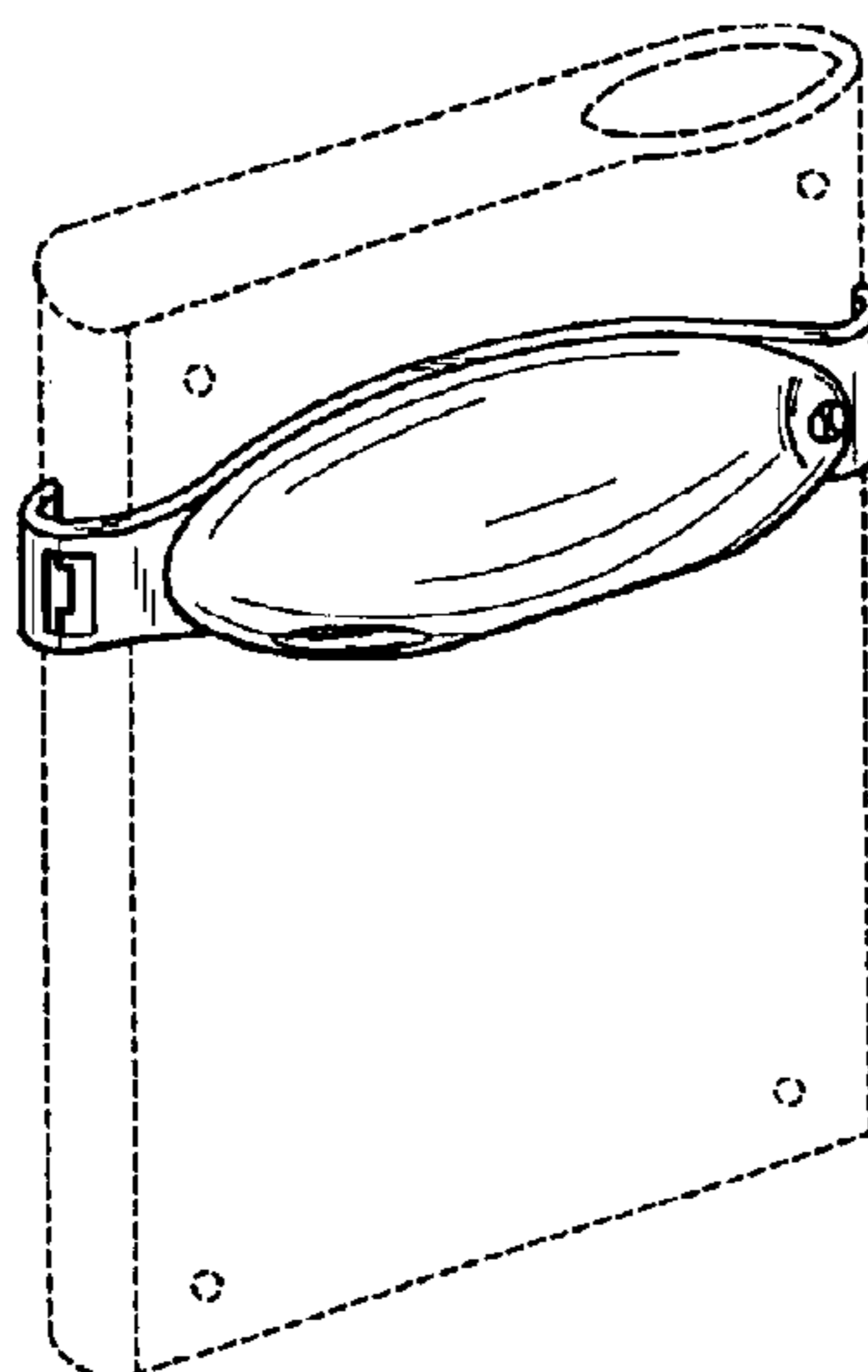


FIG. 1

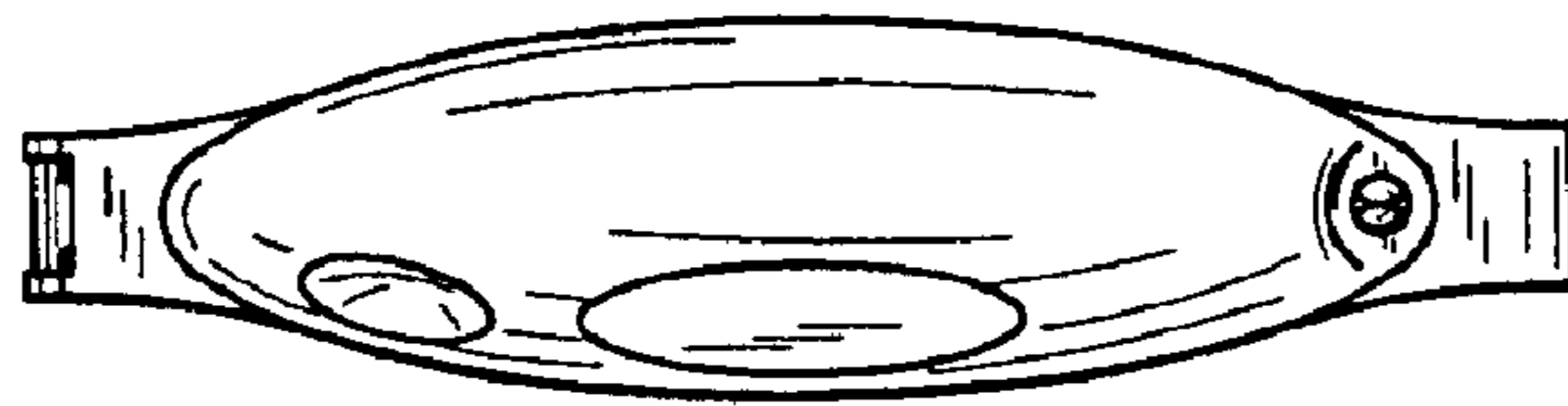
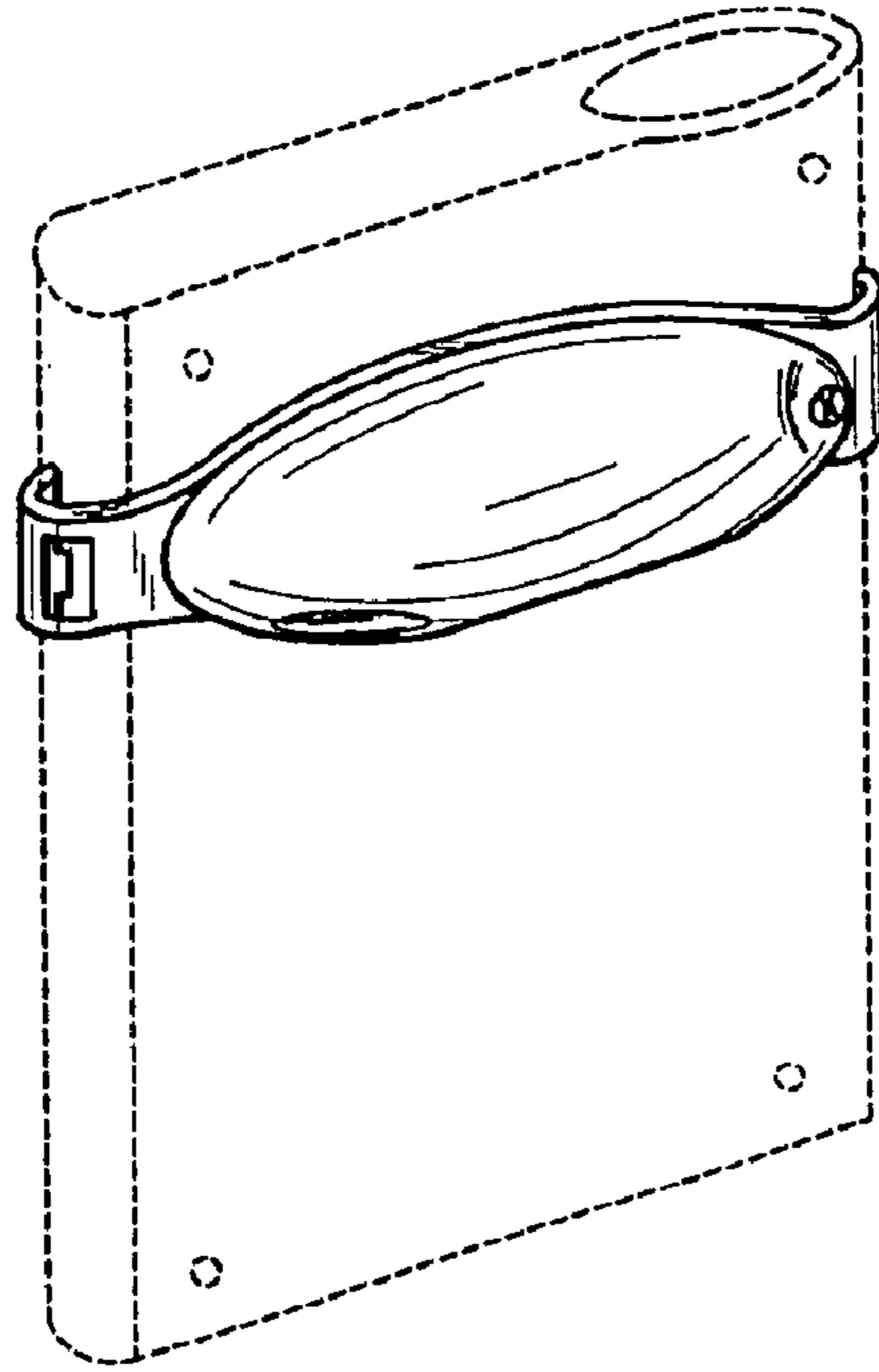


FIG. 4

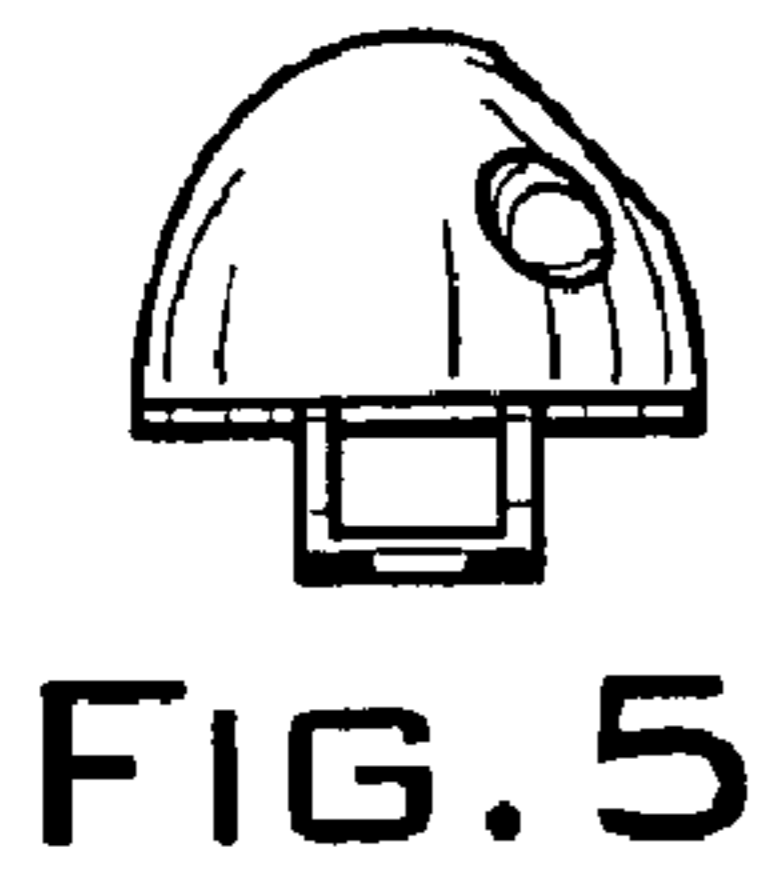


FIG. 5

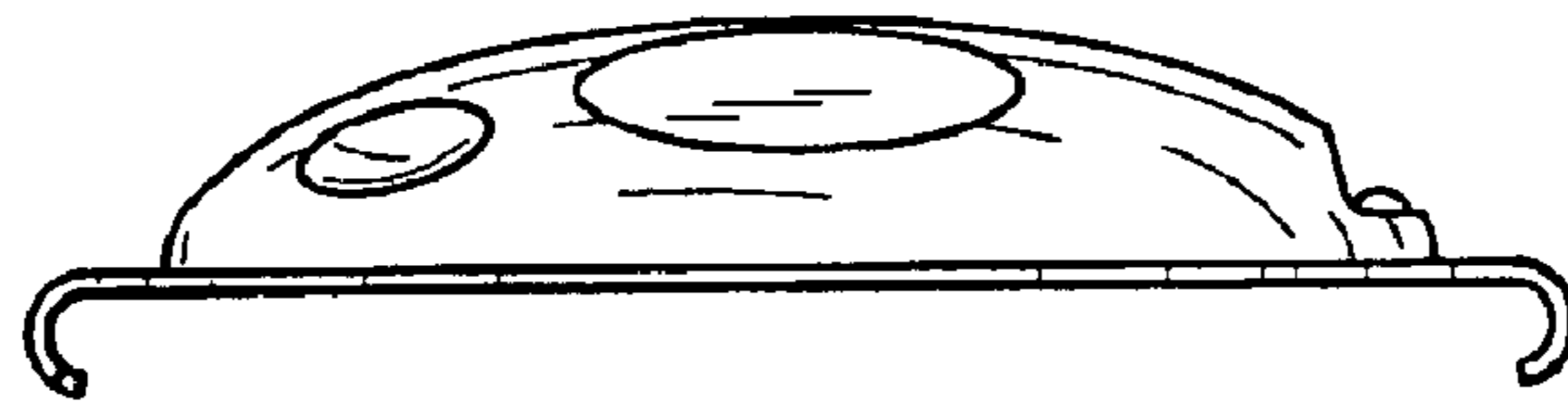


FIG. 2

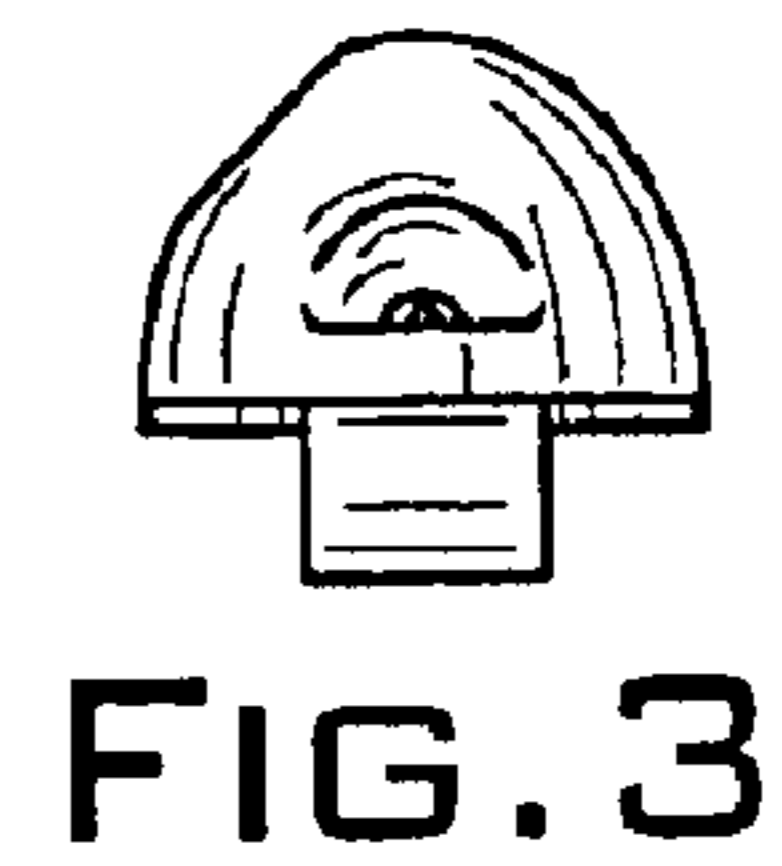


FIG. 3

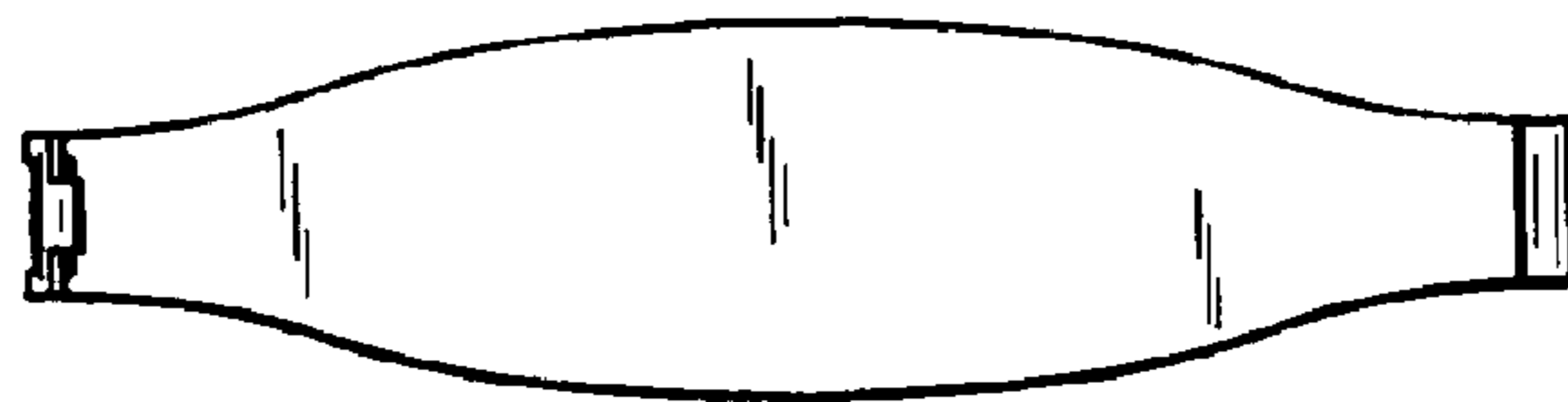


FIG. 6




FIG. 7

FIG. 8

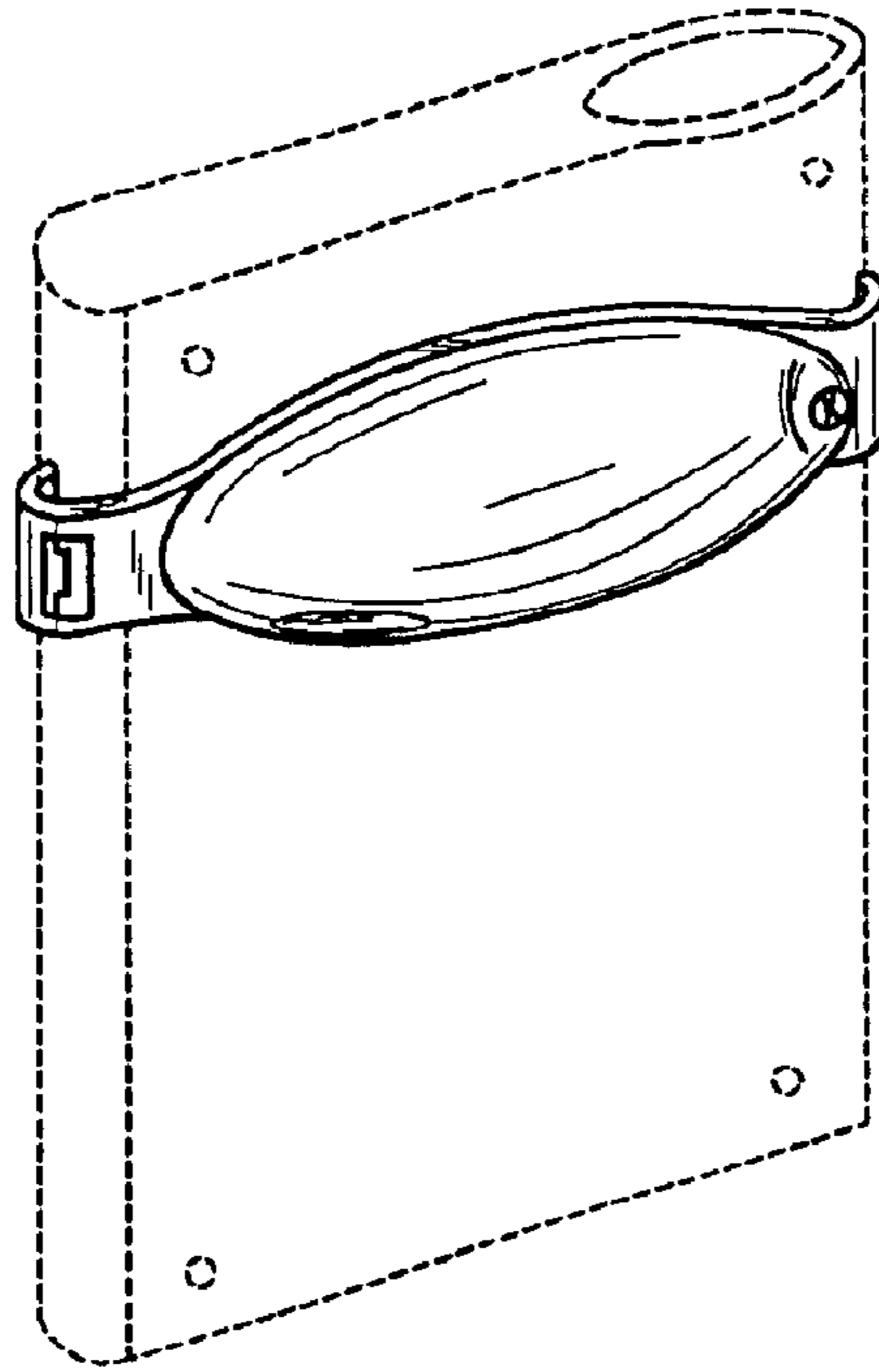


FIG. 11

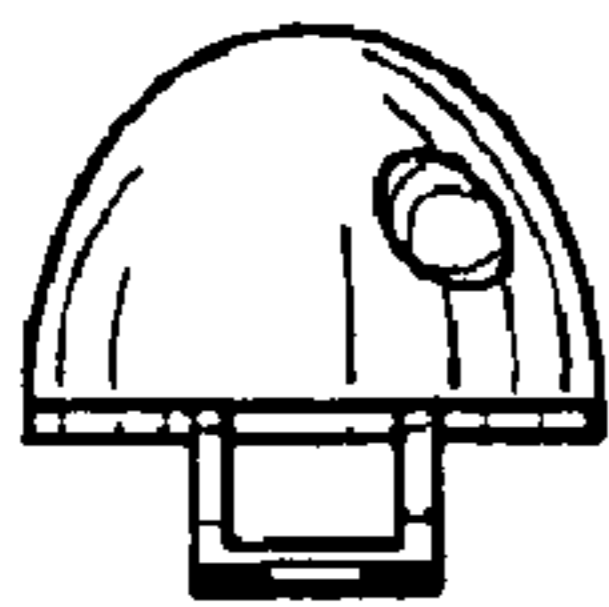


FIG. 12

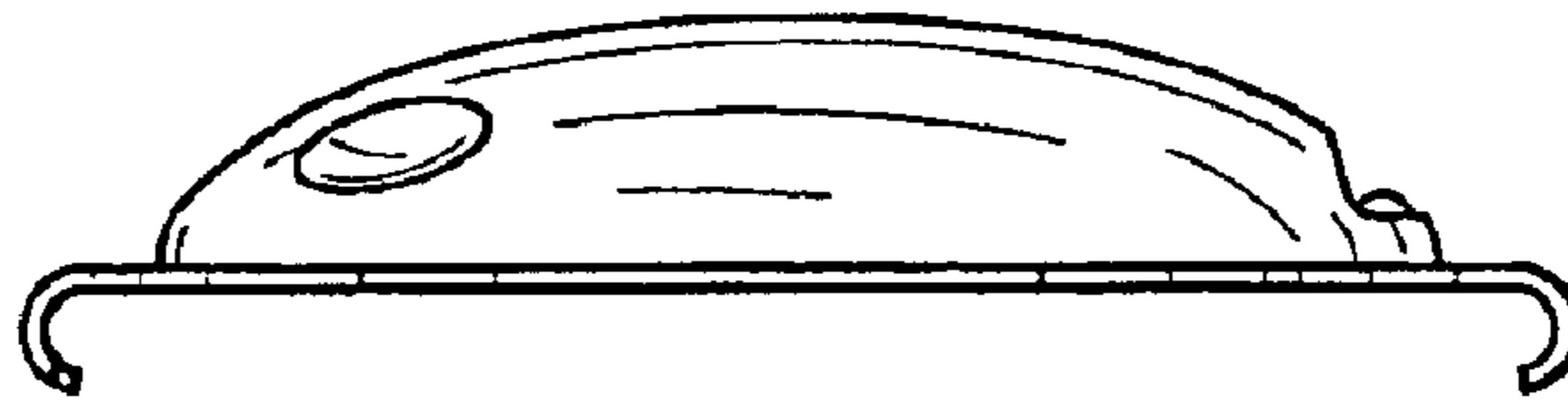


FIG. 9

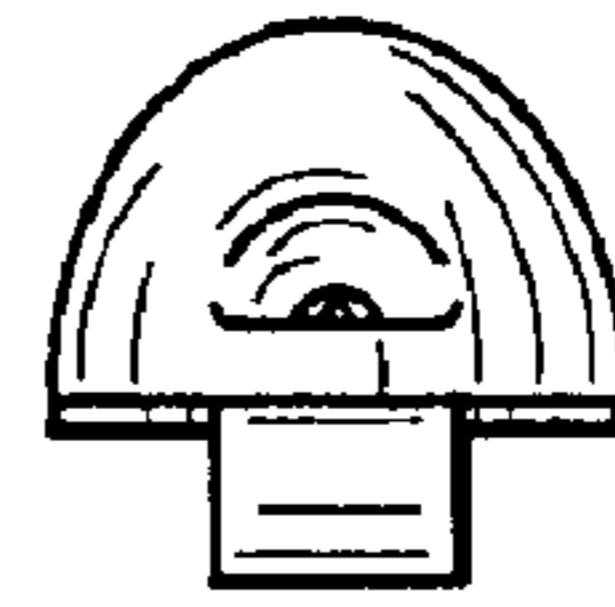


FIG. 10

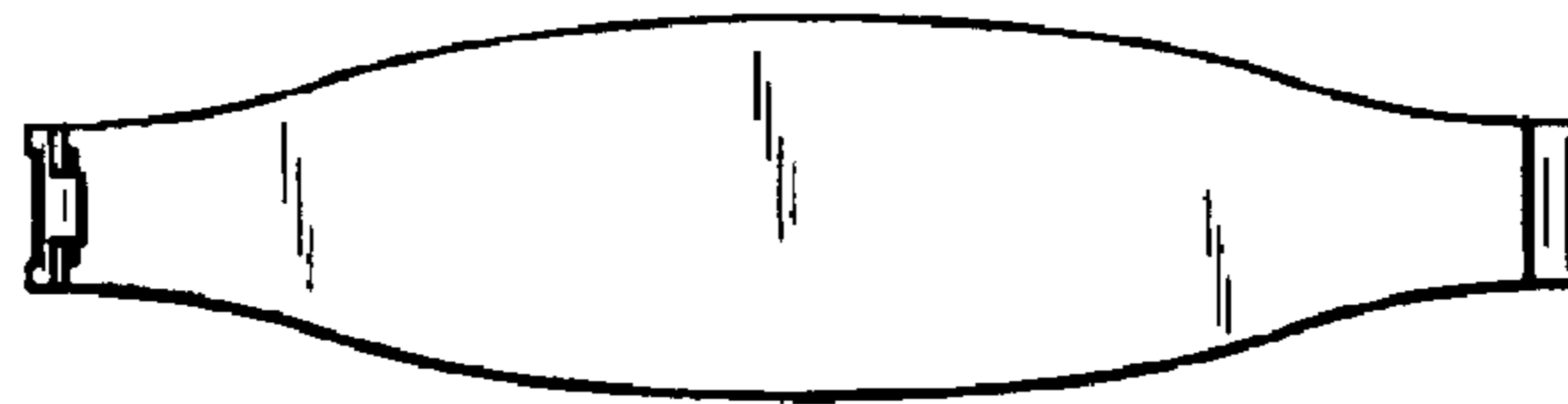


FIG. 13




FIG. 14