

US00D501302S

(12) **United States Design Patent** (10) **Patent No.:** **US D501,302 S**
Cessor (45) **Date of Patent:** **** Feb. 1, 2005**

(54) **SIDE ELEMENT OF A SHOE UPPER**

(75) **Inventor:** **Susan Diane Cessor**, Lake Oswego,
OR (US)
(73) **Assignee:** **Nike, Inc.**, Beaverton, OR (US)
(**) **Term:** **14 Years**

(21) **Appl. No.:** **29/205,668**

(22) **Filed:** **May 19, 2004**

(51) **LOC (7) Cl.** **02-99**

(52) **U.S. Cl.** **D2/972**

(58) **Field of Search** D2/902, 907, 908,
D2/943, 944, 969, 972-974; 36/45, 50.1,
77 M, 77 R, 83, 88, 113, 114, 126-130

(56) **References Cited**

U.S. PATENT DOCUMENTS

1,121,158 A	12/1914	Barnhart	
D72,791 S	6/1927	Davis	
D94,754 S	3/1935	Grossman	
D99,495 S	5/1936	Andrews	
D100,730 S	8/1936	Jayne	
D100,847 S	8/1936	Borda	
D112,792 S	1/1939	Schmidt	
D119,496 S	3/1940	Haan	
D167,500 S	8/1952	Diamant	
D266,285 S	9/1982	Vermonet	
4,833,795 A	5/1989	Diaz	
D310,441 S	9/1990	Ali et al.	
D333,033 S	2/1993	Bailey	
D357,575 S	4/1995	Dahlsten	
D392,792 S	3/1998	Obi	
D404,194 S	* 1/1999	Smith	D2/972
D407,549 S	* 4/1999	McCourt	D2/972
D443,978 S	* 6/2001	McDowell	D2/972
D459,869 S	7/2002	Doxey	
D465,910 S	11/2002	Shepper	
D475,189 S	6/2003	Laberge et al.	
D476,796 S	7/2003	Meza et al.	
D482,859 S	12/2003	Laberge	

OTHER PUBLICATIONS

“Nike Footwear Catalog,” Fall 1991, published Dec. 1990 (p. 98), Beaverton, Oregon.
“Nike Footwear Catalog,” Late Spring 1994, published Sep. 1993 (p. W42), Beaverton, Oregon.
“Nike Footwear Catalog,” Late Spring 1999, published Sep. 1998 (pp. W12, W56, M59), Beaverton, Oregon.
“Nike Footwear Catalog,” Holiday 1999, published Mar. 1999 (p. W30), Beaverton, Oregon.
“Nike Footwear Catalog,” Spring 2000, published Jul. 1999 (pp. W7, W11), Beaverton, Oregon.
“Nike Footwear Catalog,” Fall 2000, published Nov. 1999 (p. W21), Beaverton, Oregon.
“Nike Footwear Catalog,” Holiday 2000, published Mar. 2000 (pp. M81, W78) Beaverton, Oregon.

(List continued on next page.)

Primary Examiner—Dominic Simone
(74) *Attorney, Agent, or Firm*—TraskBritt


(57) **CLAIM**

The ornamental design for a side element of a shoe upper, as shown and described.

DESCRIPTION

FIG. 1 is a perspective view of a side element of a shoe upper showing my new design;
FIG. 2 is a side view of the side element of a shoe upper shown in FIG. 1;
FIG. 3 is a front view of the side element of a shoe upper shown in FIG. 1;
FIG. 4 is a rear view of the side element of a shoe upper shown in FIG. 1; and,
FIG. 5 is a top view of the side element of a shoe upper shown in FIG. 1.
The uneven broken line immediately adjacent to the shaded area represents the bounds of the claimed design. All other uneven broken lines represent the remaining portion of the show. The uneven broken line representations in FIGS. 1-5 are for illustrative purposes only and form no part of the claimed design.

1 Claim, 2 Drawing Sheets



OTHER PUBLICATIONS

“Nike Footwear Catalog,” Fall 2002, published Nov. 2001
(pp. M73, W5), Beaverton, Oregon.

“Nike Footwear Catalog,” Spring 2002, published Jun. 2001
(pp. M36, W88), Beaverton, Oregon.

“Nike Footwear Catalog,” Spring 2004, published Jun. 2003
(p. M17), Beaverton, Oregon.

“Nike Footwear Catalog,” Fall 2004, published Nov. 2003
(pp. W8, W9, W10, W14, W24, M34), Beaverton, Oregon.

* cited by examiner



FIG. 1




FIG. 2

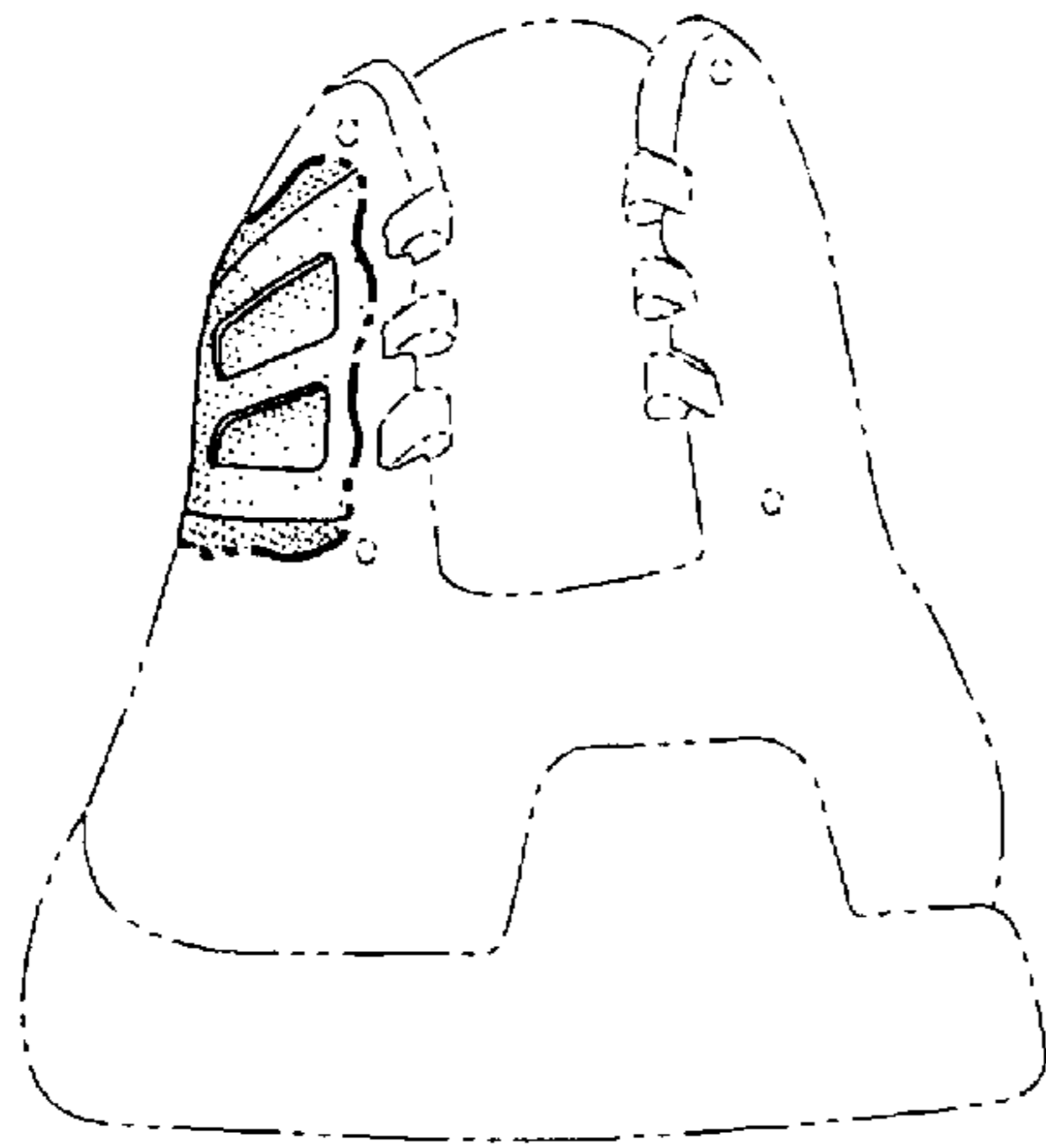


FIG. 3

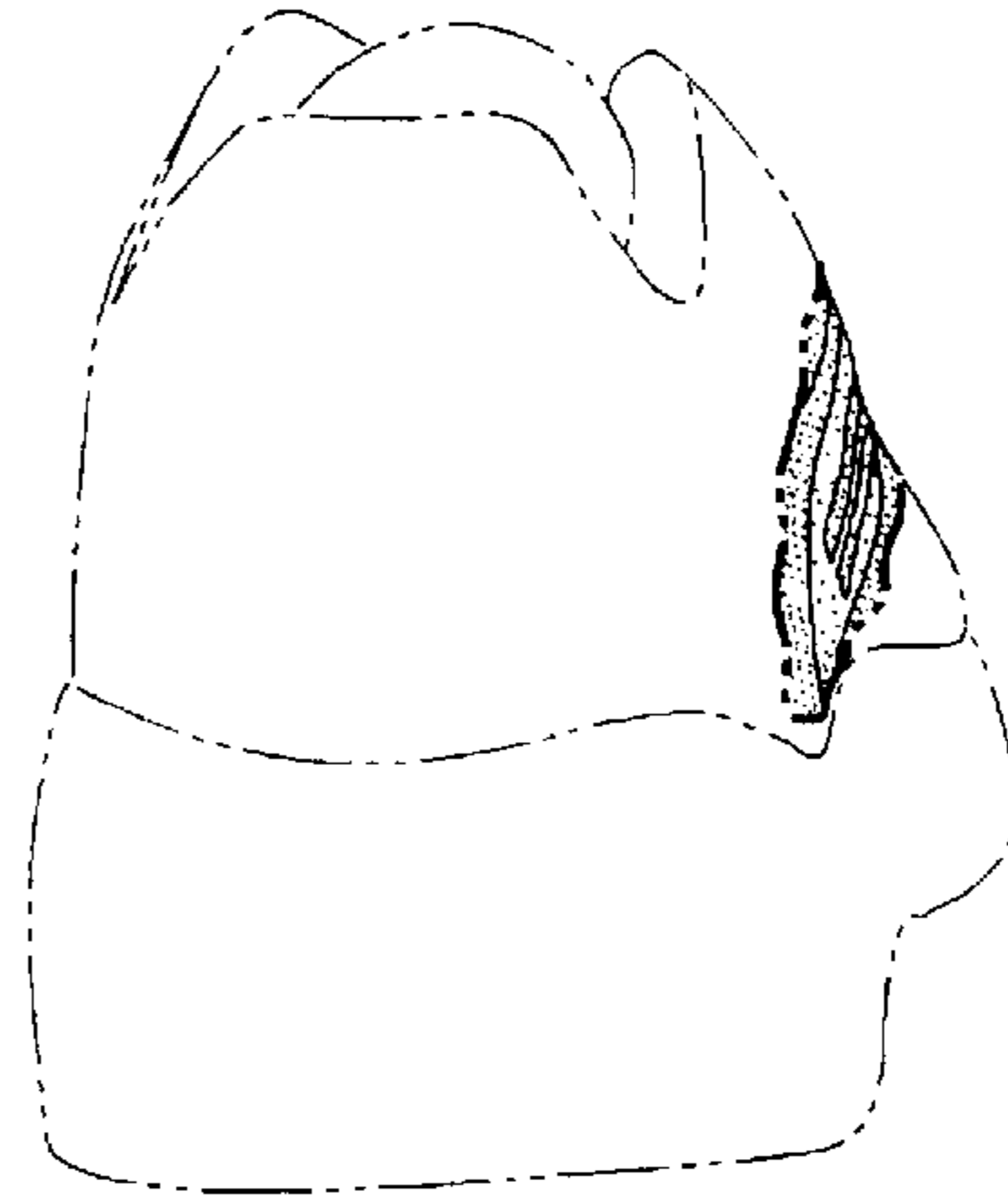


FIG. 4

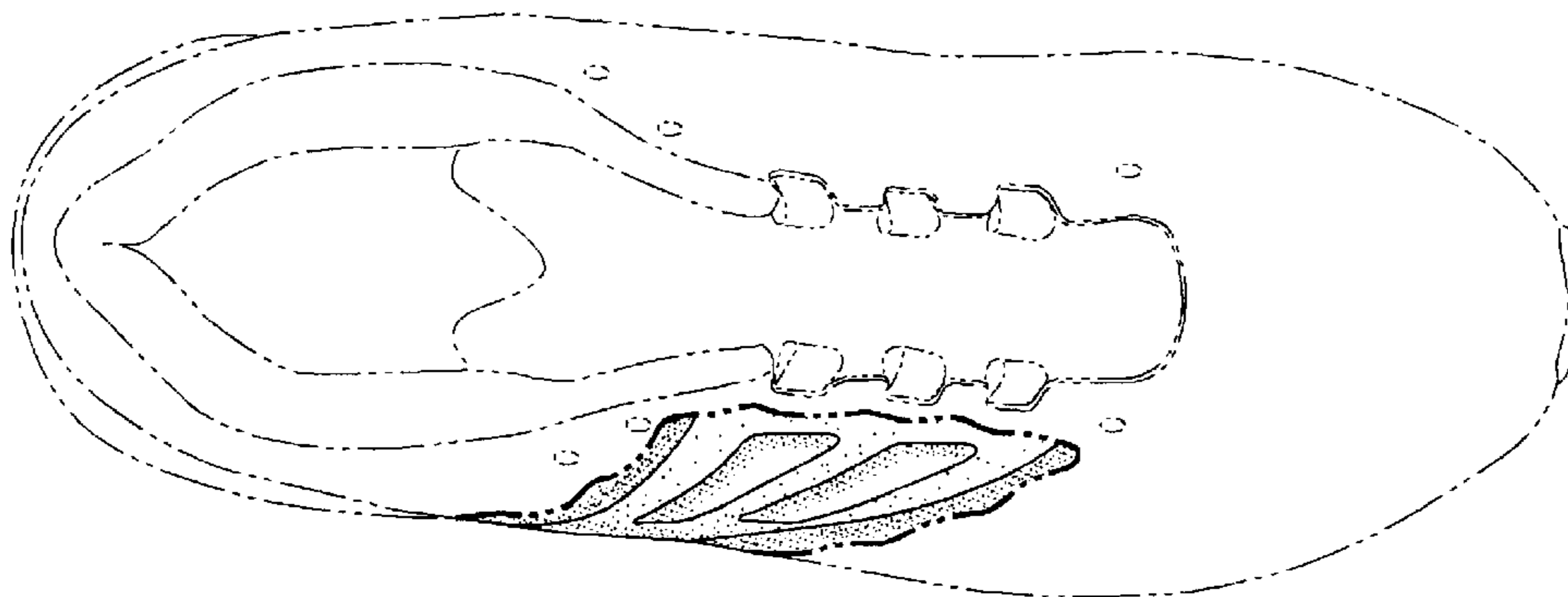


FIG. 5