

US00D501301S

(12) **United States Design Patent**
Hooper

(10) **Patent No.: US D501,301 S**

(45) **Date of Patent: ** Feb. 1, 2005**

(54) **UPPER FOR A SLIPPER**

D489,515 S * 5/2004 Ganim, II et al. D2/898
D492,476 S * 7/2004 Stanley D2/972

(75) Inventor: **Terrence Hooper**, Newtown, PA (US)

* cited by examiner

(73) Assignee: **E. S. Originals, Inc.**, New York, NY (US)

Primary Examiner—Dominic Simone

(74) *Attorney, Agent, or Firm*—Kirschstein, et al.

(**) Term: **14 Years**

(57) **CLAIM**

(21) Appl. No.: **29/197,853**

The ornamental design for an upper for a slipper, as shown and described.

(22) Filed: **Jan. 21, 2004**

DESCRIPTION

(51) **LOC (7) Cl.** **02-99**

FIG. 1 is a top plan view of an upper for a slipper according to my new design;

(52) **U.S. Cl.** **D2/972**

FIG. 2 is a right side elevational view thereof;

(58) **Field of Search** D2/896–898, 919–920, D2/972; 36/9 R, 10

FIG. 3 is a front elevational view thereof; and,

FIG. 4 is a left side elevational view thereof.

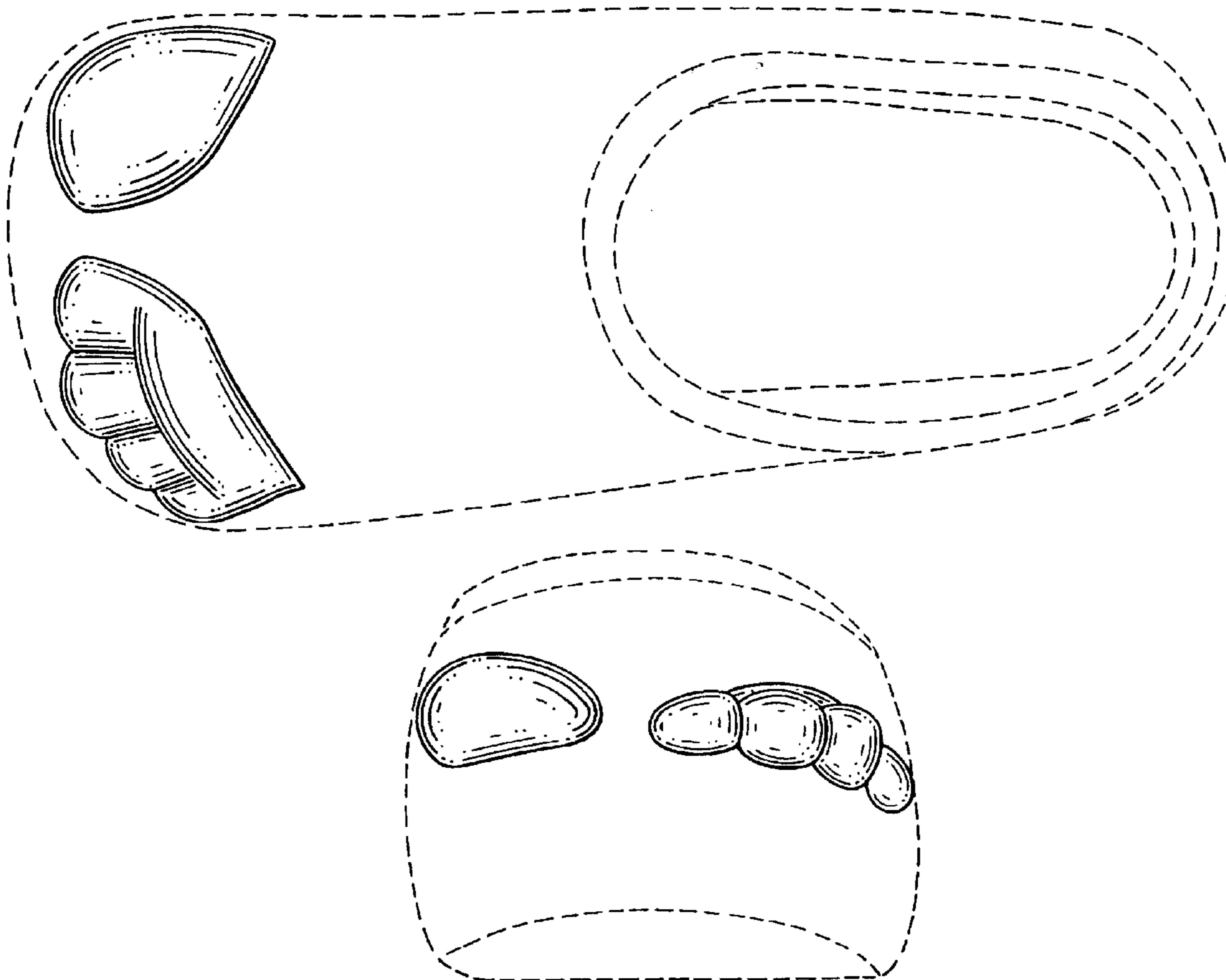
The bottom is plain and unornamented. The dashed lines are for environmental purposes only and form no part of this design.

(56) **References Cited**

U.S. PATENT DOCUMENTS

D196,948 S * 11/1963 Roman D2/898
D254,175 S * 2/1980 Corcoran et al. D2/898
D342,597 S * 12/1993 Clark D2/898

1 Claim, 2 Drawing Sheets



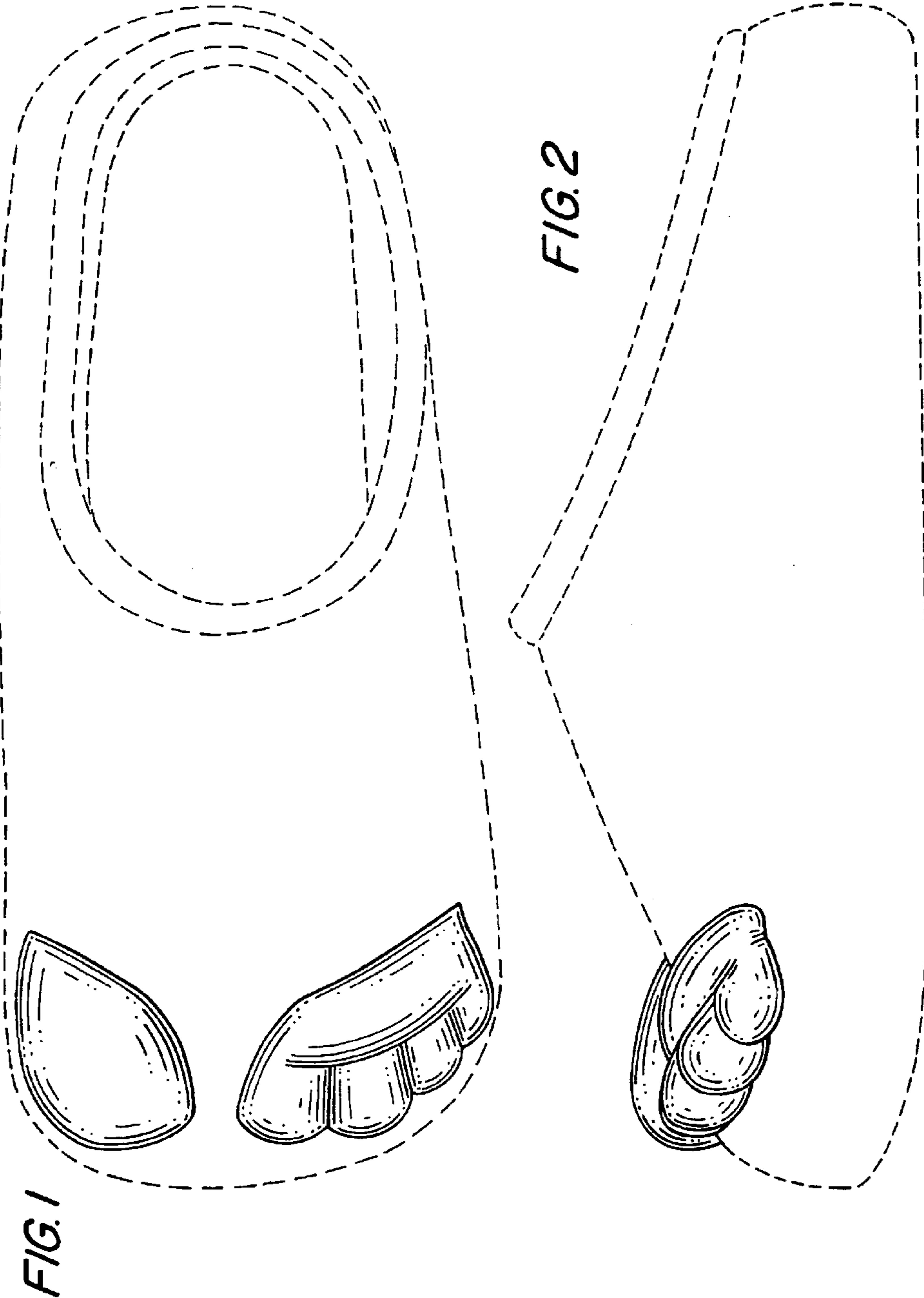


FIG. 1

FIG. 2

FIG. 3

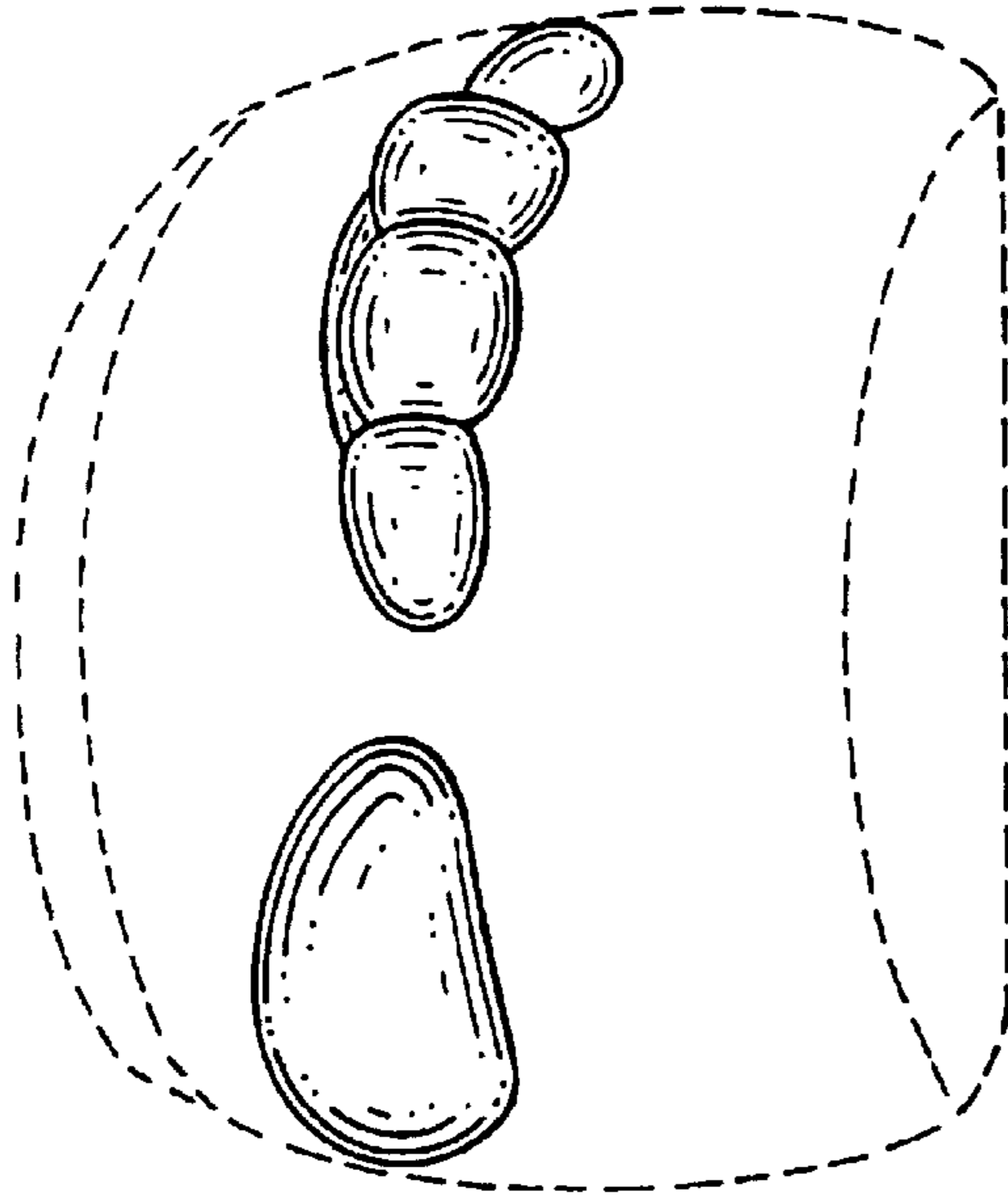


FIG. 4

