

US00D501284S

(12) **United States Design Patent**  
**Mount**

(10) **Patent No.:** **US D501,284 S**

(45) **Date of Patent:** **\*\* Jan. 25, 2005**

(54) **UNIVERSAL SELLING STATION**

(75) Inventor: **Floyd E. Mount**, Decorah, IA (US)

(73) Assignee: **Iowa Rotocast Plastics, Inc.**, Decorah, IA (US)

(\*\*) Term: **14 Years**

(21) Appl. No.: **29/185,039**

(22) Filed: **Jun. 20, 2003**

(51) **LOC (7) Cl.** ..... **12-02**

(52) **U.S. Cl.** ..... **D34/14**

(58) **Field of Search** ..... D34/14, 25; D6/436,  
D6/474; D25/4

(56) **References Cited**

**U.S. PATENT DOCUMENTS**

D28,994 S	*	7/1898	Mundy	.....	D34/25
D288,997 S	*	3/1987	Kraynak	.....	D6/474
D323,944 S	*	2/1992	Maas	.....	D6/436
5,702,166 A	*	12/1997	Lee	.....	312/107

\* cited by examiner

*Primary Examiner*—Holly Baynham

(74) *Attorney, Agent, or Firm*—Sturm & Fix LLP

(57) **CLAIM**

The ornamental design for a universal selling station, as shown and described.

**DESCRIPTION**

A portion of the disclosure of this patent document, including appendices, may contain material which is subject to copyright protection. The copyright owner has no objection to the facsimile reproduction by anyone of the patent document or the patent disclosure, as it appears in the Patent and Trademark Office patent file or records, but otherwise reserves all copyright rights whatsoever.

FIG. 1 is a perspective view of the universal selling station showing my new design;

FIG. 2 is a front elevational view thereof;

FIG. 3 is a rear elevational view thereof;


FIG. 4 is a right side elevational view thereof;


FIG. 5 is a top plan view thereof;

FIG. 6 is a left side elevational view thereof; and,

FIG. 7 is a bottom plan elevational view thereof.


**1 Claim, 3 Drawing Sheets**






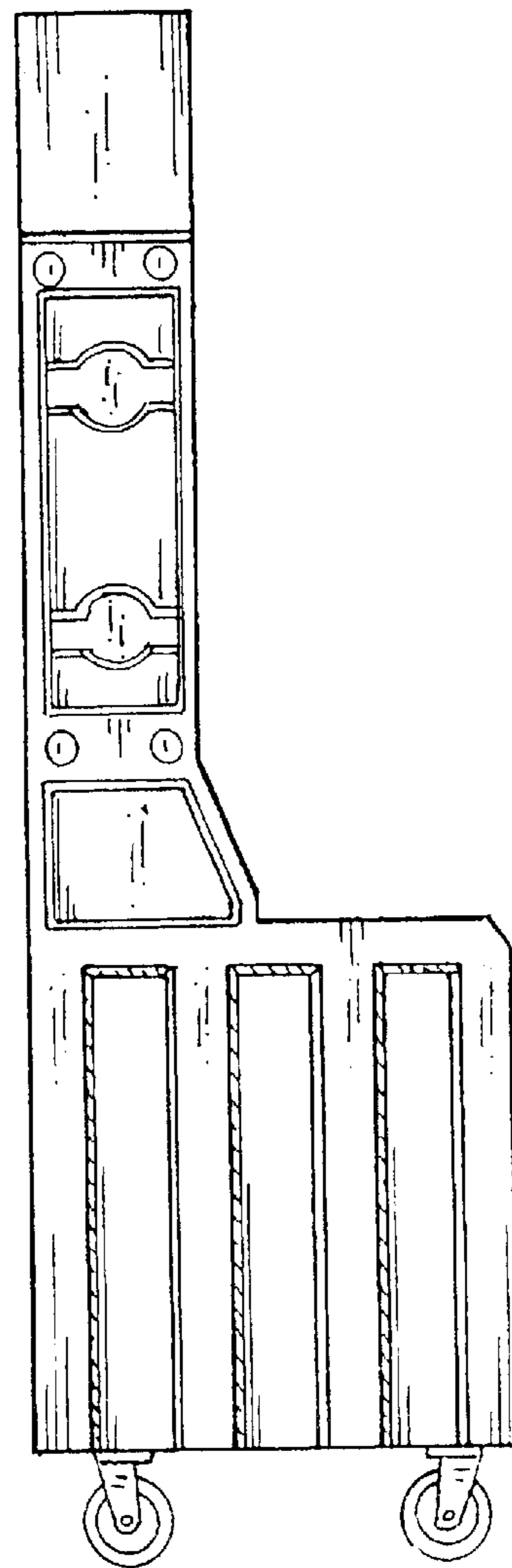
*Fig. 1*

*Fig. 2*

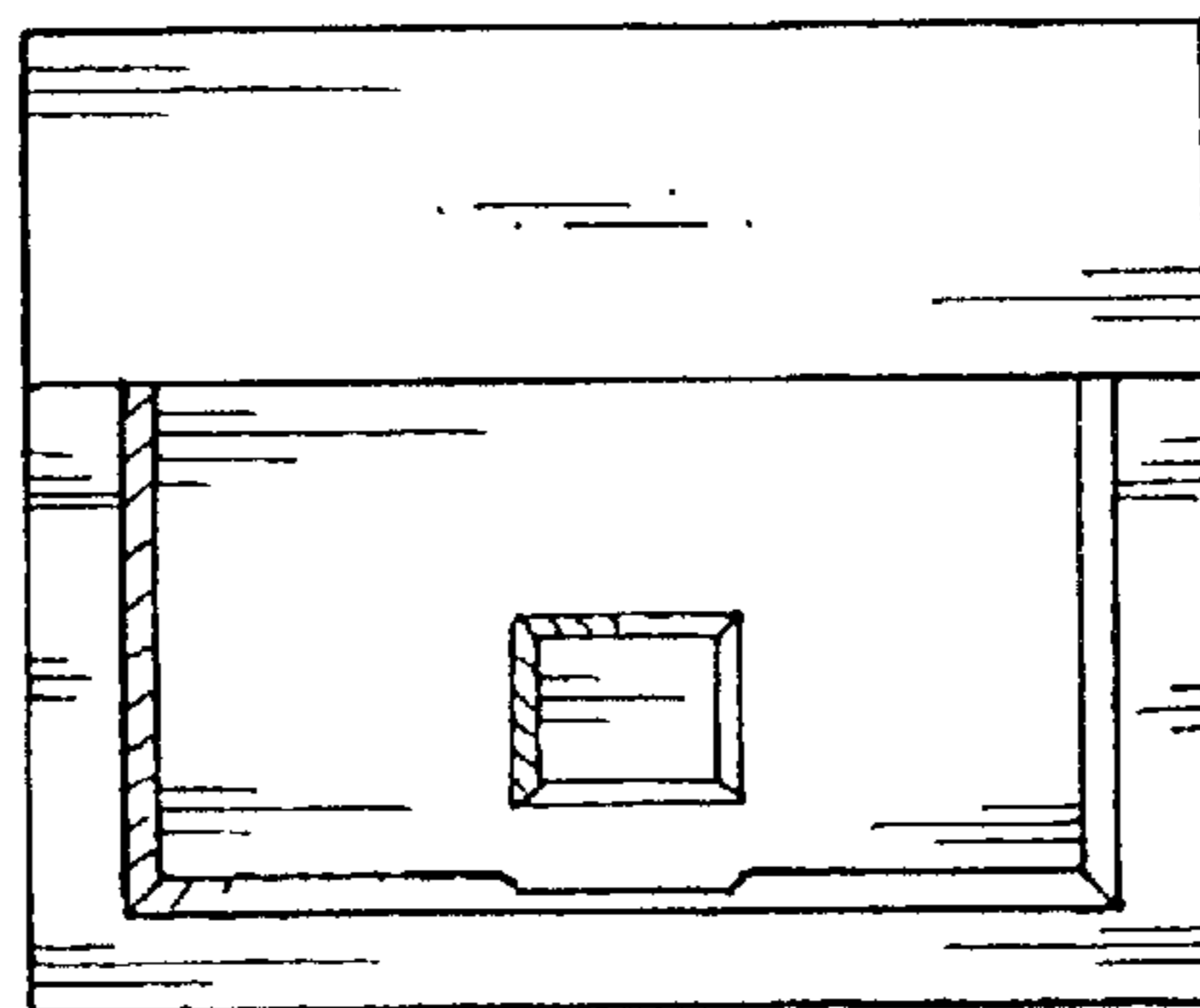




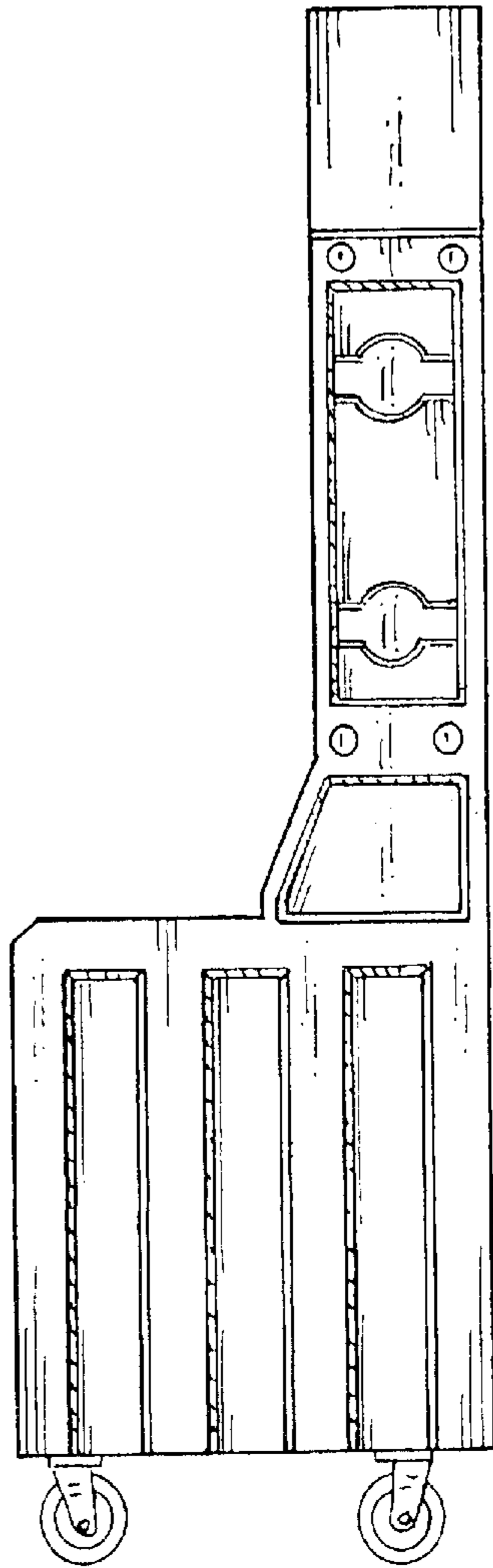
*Fig. 3*



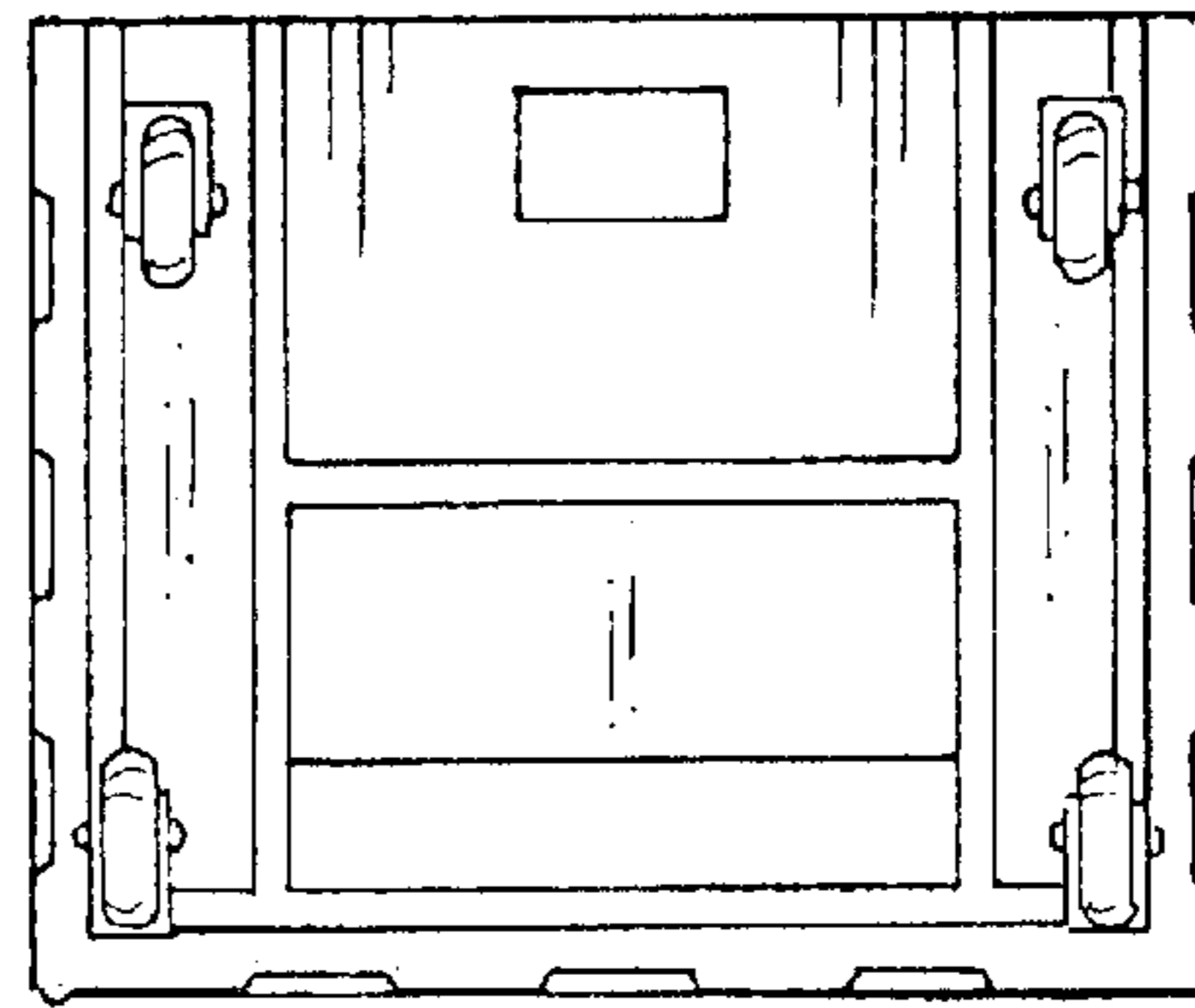
*Fig. 4*



*Fig. 5*



*Fig. 6*



*Fig. 7*