

US00D501224S

(12) **United States Design Patent**
Pan

(10) **Patent No.:** **US D501,224 S**

(45) **Date of Patent:** **** Jan. 25, 2005**

(54) **PEN**

(76) **Inventor:** **Te-Jung Pan**, 3F, No. 3, Alley 78,
Lane185, Chungcheng Rd., Luchou
City, Taipei Hsien (TW)

(**) **Term:** **14 Years**

(21) **Appl. No.:** **29/206,375**

(22) **Filed:** **May 27, 2004**

(51) **LOC (7) Cl.** **19-06**

(52) **U.S. Cl.** **D19/51; D19/55; D19/56**

(58) **Field of Search** D19/35, 36, 41-51,
D19/53-58, 81-85; 401/6, 7, 88, 99-102,
103-106, 107-117, 209; 24/10 R, 11 R,
11 C, 11 P, 11 F, 11 M, 11 HC, 11 CT

(56) **References Cited**

U.S. PATENT DOCUMENTS

878,004 A * 2/1908 Jahn 15/443
D110,810 S * 8/1938 Kahn D19/49
D189,170 S * 11/1960 Lovejoy D19/55

4,076,427 A * 2/1978 Anderson 401/6
D402,311 S * 12/1998 Avenatti D19/48
6,036,385 A * 3/2000 Bistrack 401/6
D448,805 S * 10/2001 Willat et al. D19/55

* cited by examiner

Primary Examiner—Martie K. Holtje

(74) *Attorney, Agent, or Firm*—Dellett & Walters

(57) **CLAIM**

The ornamental design for a pen, as shown.

DESCRIPTION

FIG. 1 is a perspective view of a pen showing my new design;

FIG. 2 is a front elevational view thereof;

FIG. 3 is a rear elevational view thereof;

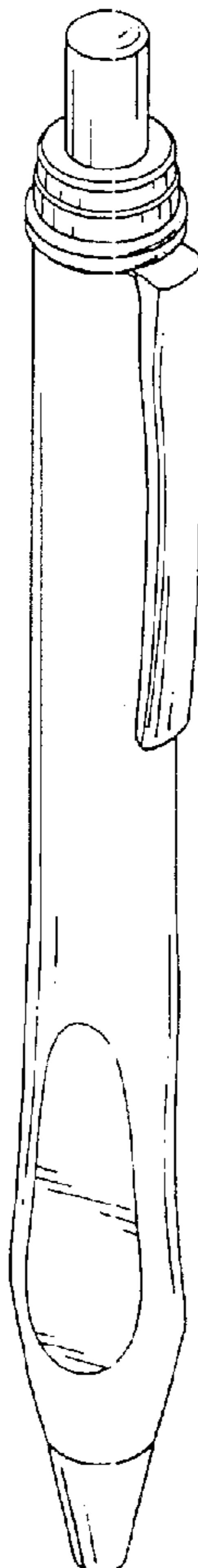
FIG. 4 is a left elevational view thereof;

FIG. 5 is a right elevational view thereof;

FIG. 6 is top plan view thereof; and,

FIG. 7 is a bottom plan view thereof.

1 Claim, 4 Drawing Sheets



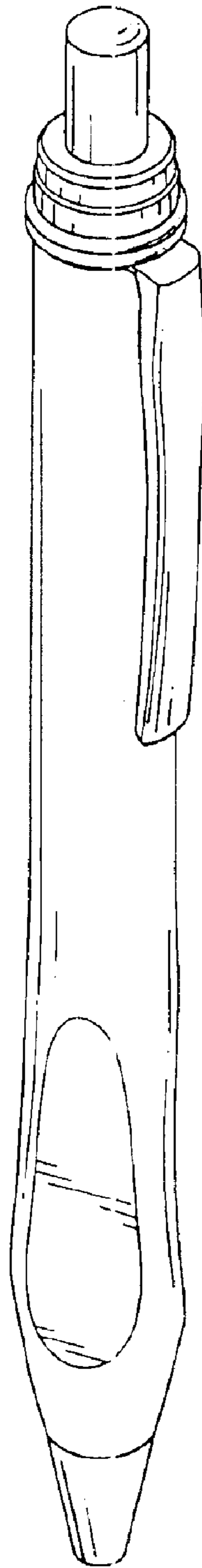


FIG. 1

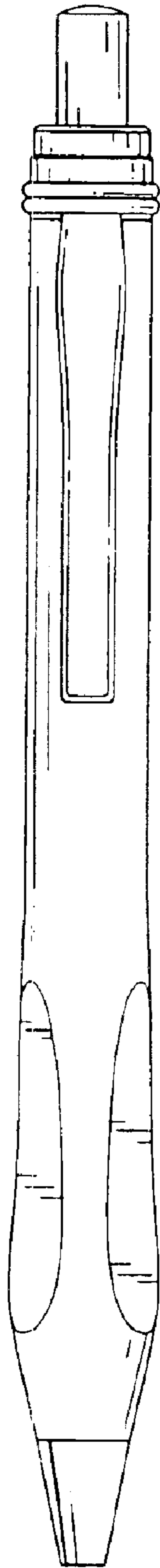


FIG. 2




FIG. 3

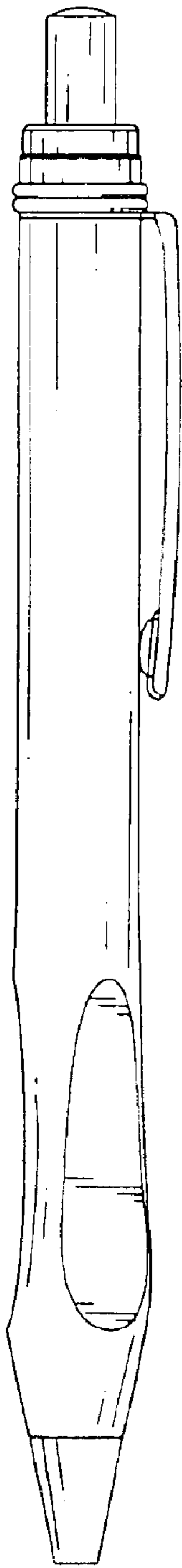


FIG. 4

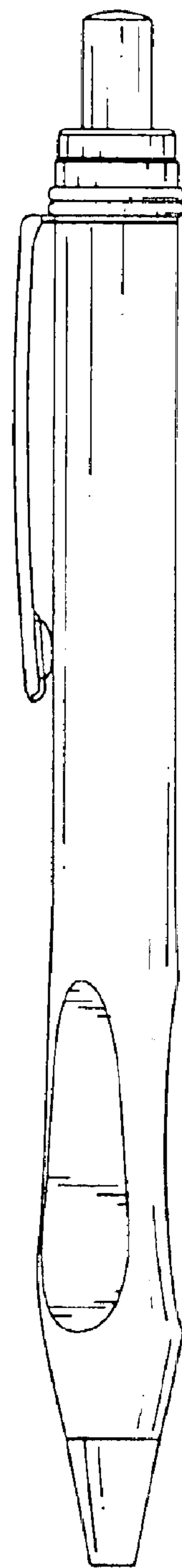


FIG. 5

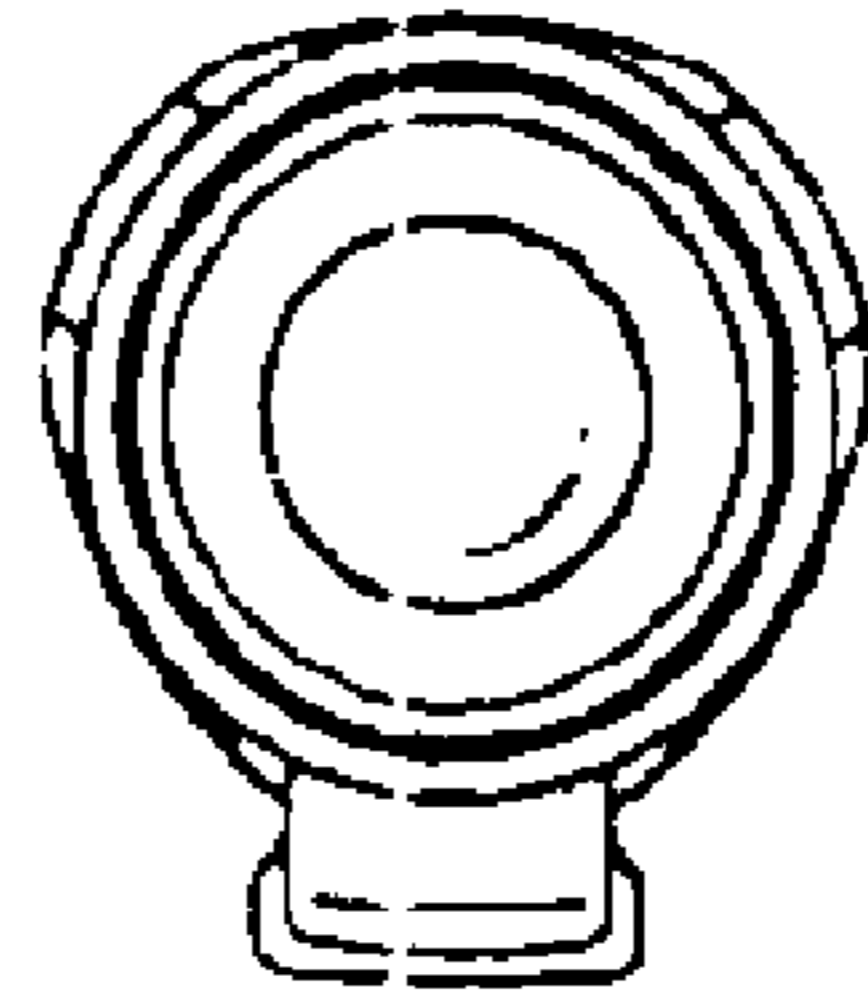


FIG. 6

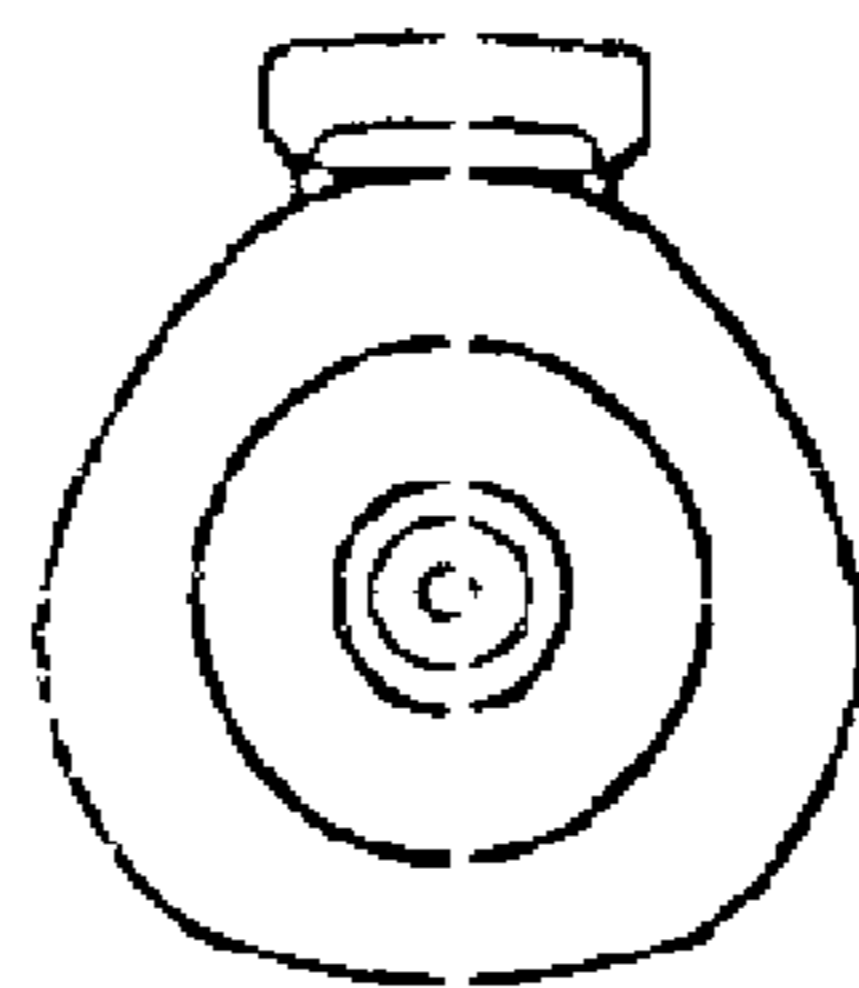


FIG. 7