

US00D501204S

(12) **United States Design Patent**  
**Majanen**

(10) **Patent No.:** **US D501,204 S**  
(45) **Date of Patent:** **\*\* Jan. 25, 2005**

- (54) **BACK COVER FOR A HANDSET**
- (75) **Inventor:** **Pekka Majanen, Littoinen (FI)**
- (73) **Assignee:** **Nokia Corporation, Espoo (FI)**
- (\*\*) **Term:** **14 Years**

D462,071 S	*	8/2002	Ruohonen .....	D14/248
D465,486 S	*	11/2002	Lee .....	D14/341
D475,033 S	*	5/2003	Lehtonen .....	D14/138
D480,718 S	*	10/2003	Dalby .....	D14/248
D481,716 S	*	11/2003	He et al. ....	D14/248
D482,355 S	*	11/2003	Dalby .....	D14/248
D482,683 S	*	11/2003	Burns et al. ....	D14/248
D482,684 S	*	11/2003	Pottie et al. ....	D14/248
D483,354 S	*	12/2003	Arbisi .....	D14/248

- (21) **Appl. No.:** **29/177,584**
- (22) **Filed:** **Mar. 13, 2003**
- (30) **Foreign Application Priority Data**

Sep. 13, 2002 (FI) ..... M20020557

- (51) **LOC (7) Cl.** ..... **14-03**
- (52) **U.S. Cl.** ..... **D14/248**
- (58) **Field of Search** ..... D14/137, 240,  
D14/138, 218, 147-148, 247-248, 144,  
191, 341-347; 379/433.01-433.13, 419,  
434, 428.01-428.04, 420.01-420.04, 440;  
455/550.1-90.3; D21/517, 329, 331, 333;  
D13/103, 119, 168

**FOREIGN PATENT DOCUMENTS**

WO	DM 050 016	2/2000
WO	DM 059 823	6/2002
WO	DM 061 828	12/2002

\* cited by examiner

*Primary Examiner*—Jeffrey Asch  
(74) *Attorney, Agent, or Firm*—Banner & Witcoff, Ltd.

(57) **CLAIM**

The ornamental design for a back cover for a handset, as shown and described.

**DESCRIPTION**

FIG. 1 is a front view of a back cover for a handset showing my new design;  
 FIG. 2 is a perspective front view thereof;  
 FIG. 3 is a right side view thereof;  
 FIG. 4 is a left side view thereof;  
 FIG. 5 is a top plan view thereof;  
 FIG. 6 is a bottom plan view thereof;  
 FIG. 7 is a front view of the back cover of FIGS. 1-6 included with a disclaimed handset showing an environment of the back cover;  
 FIG. 8 is a perspective front view thereof;  
 FIG. 9 is a bottom plan view thereof; and,  
 FIG. 10 is a left side view thereof.

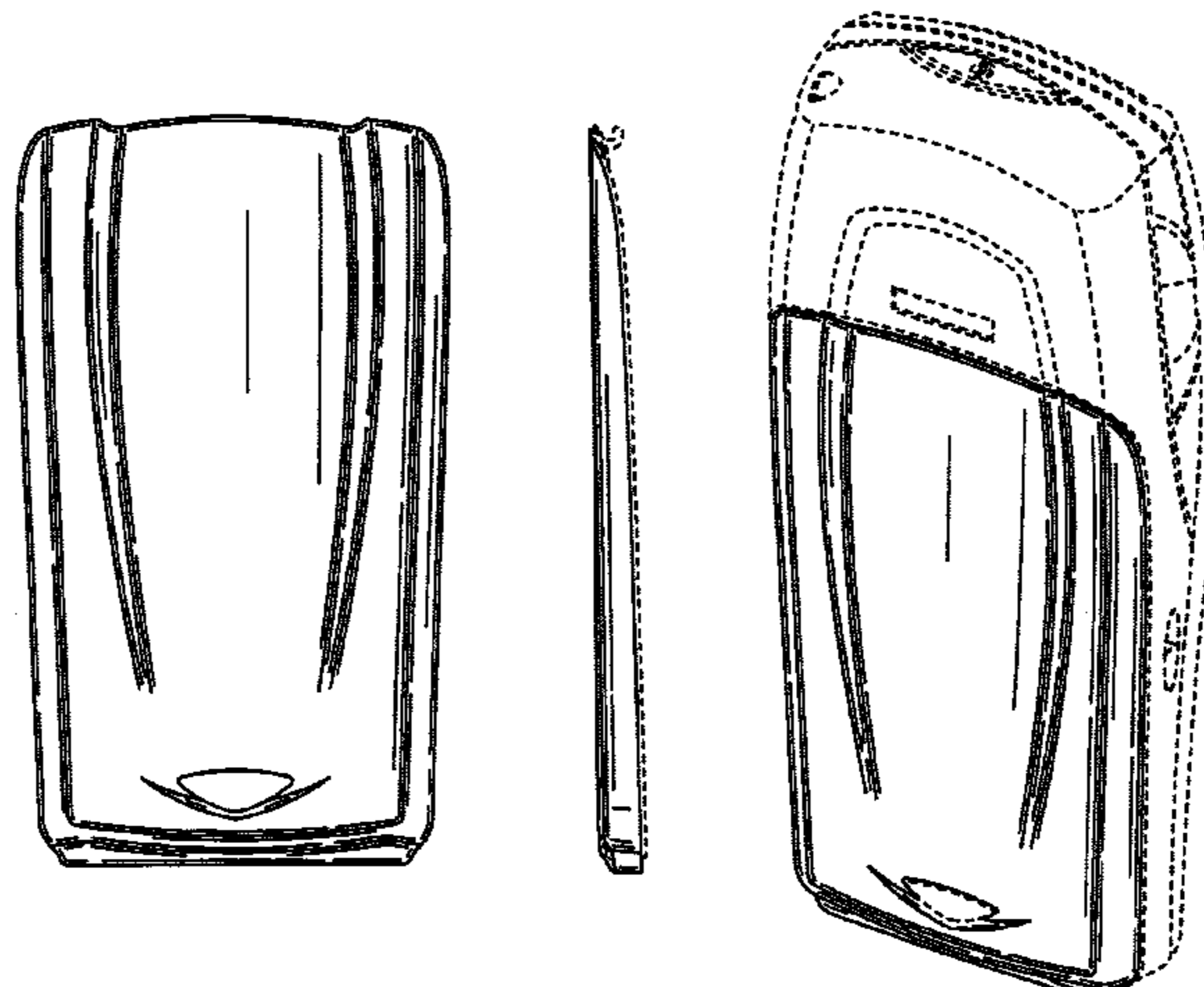
The uneven broken line showing the handset is for illustrative purposes only and forms no part of the claimed design. The broken line showing the internal surfaces and the extending tabs in FIGS. 1-6 and the broken line showing the remainder of the handset in FIGS. 7-10 is for illustrative purposes only and forms no part of the claimed design.

(56) **References Cited**

**U.S. PATENT DOCUMENTS**

D378,366 S	*	3/1997	Nagele et al. ....	D13/103
D390,509 S	*	2/1998	Antzinas et al. ....	D14/138
D403,265 S	*	12/1998	Nagele et al. ....	D13/119
D405,752 S	*	2/1999	Mason .....	D13/103
D407,368 S	*	3/1999	Mason .....	D13/119
D421,957 S	*	3/2000	Waldner .....	D13/103
D425,906 S	*	5/2000	Finkbeiner .....	D13/248
D427,563 S	*	7/2000	Waldner .....	D13/103
D431,226 S	*	9/2000	Frye et al. ....	D13/103
D434,410 S	*	11/2000	Frye et al. ....	D14/248
D446,766 S	*	8/2001	Han et al. ....	D13/103
D447,112 S	*	8/2001	Heong et al. ....	D13/103
D447,461 S	*	9/2001	Heong et al. ....	D13/103
D447,729 S	*	9/2001	Song et al. ....	D13/103
D450,294 S	*	11/2001	Arbisi et al. ....	D13/103
D451,913 S	*	12/2001	Vuolteenaho et al. ....	D14/248
D454,849 S	*	3/2002	Eckholm .....	D14/138
D458,268 S	*	6/2002	Lee .....	D14/439
D458,595 S	*	6/2002	Yin et al. ....	D14/138
D458,912 S	*	6/2002	DeLeon .....	D14/138
D460,944 S	*	7/2002	Ahlgren .....	D13/119

**1 Claim, 5 Drawing Sheets**






FIG. 1




FIG. 2



FIG. 3



FIG. 4



FIG. 5

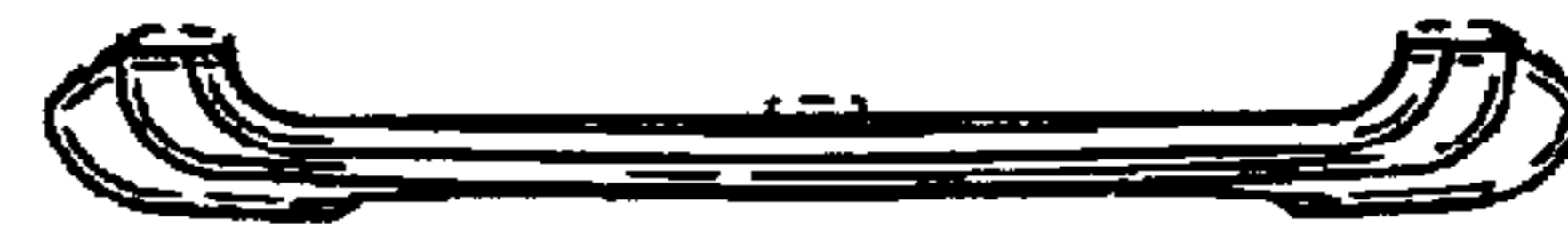


FIG. 6

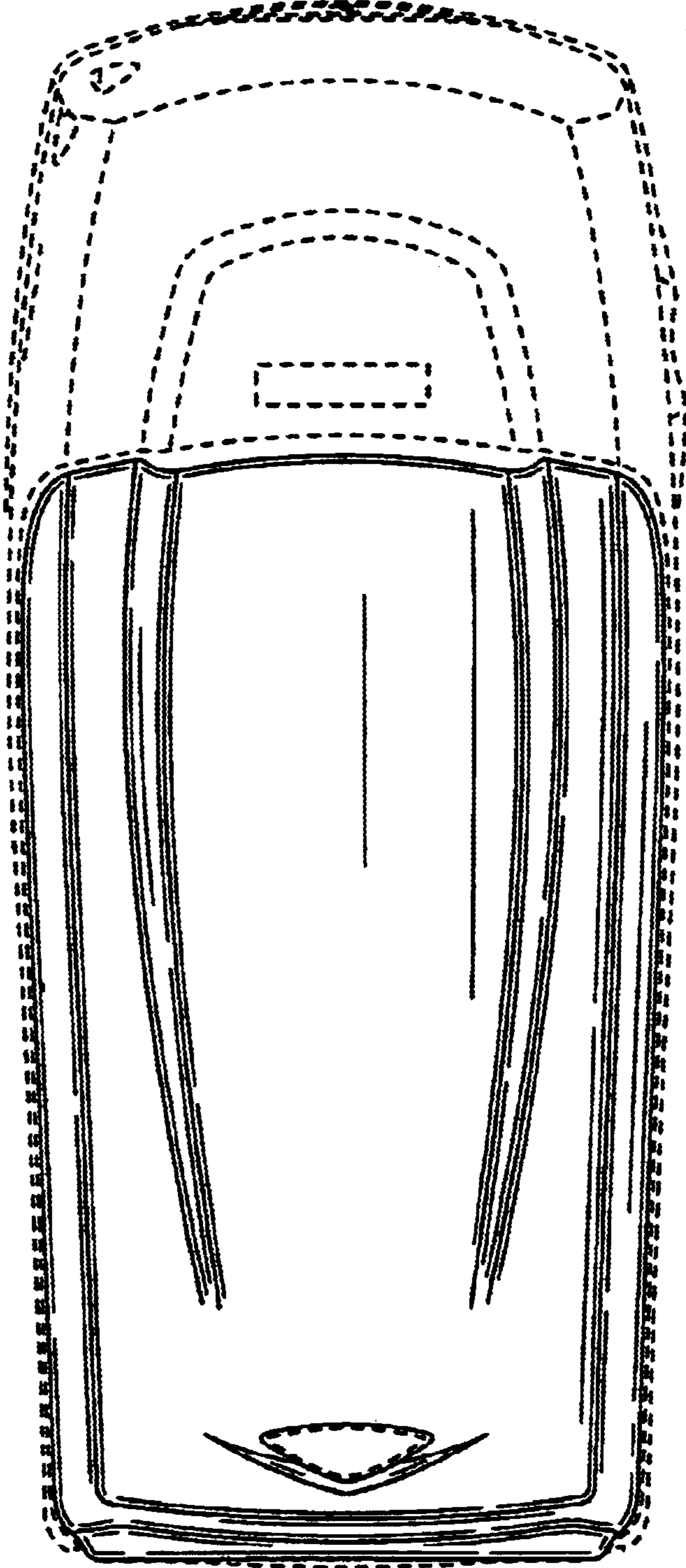


FIG. 7



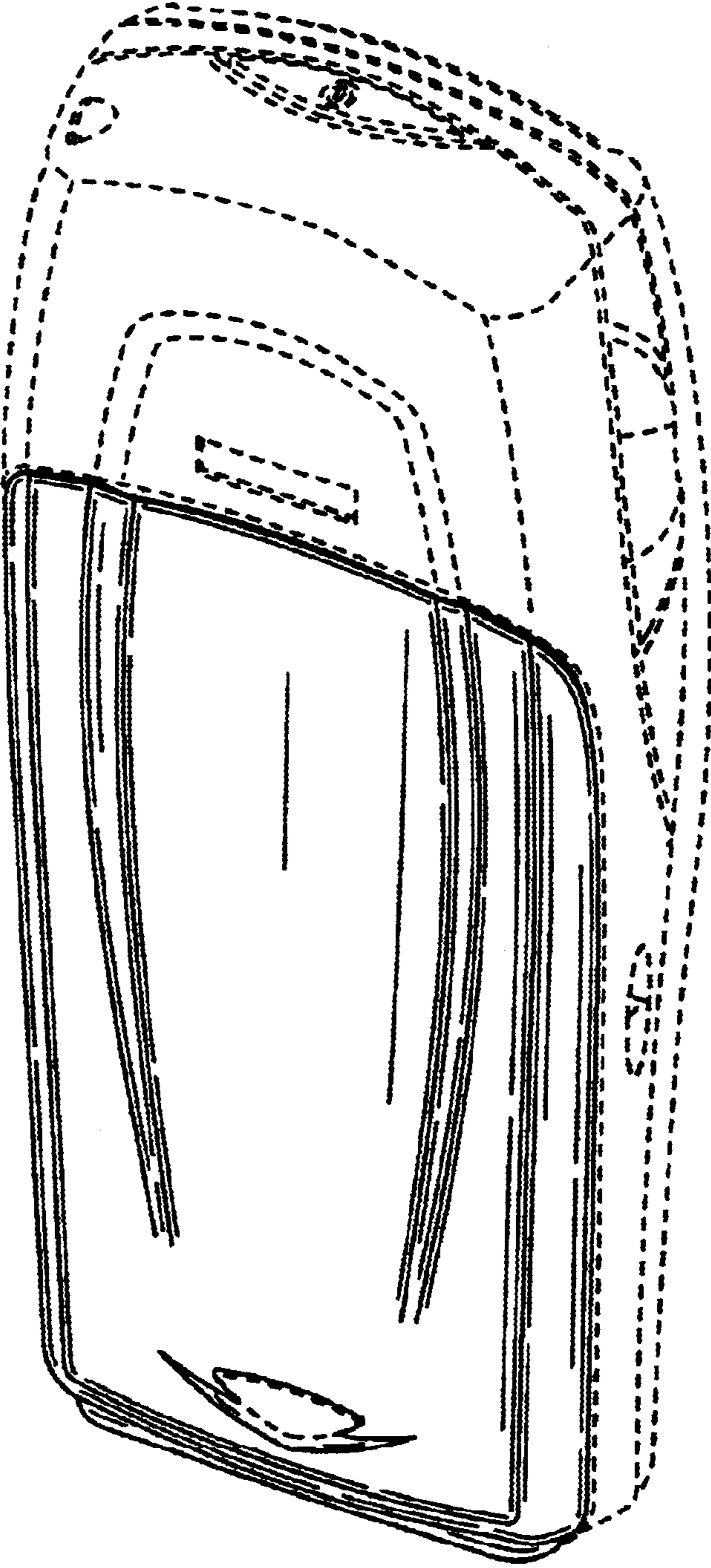


FIG. 8

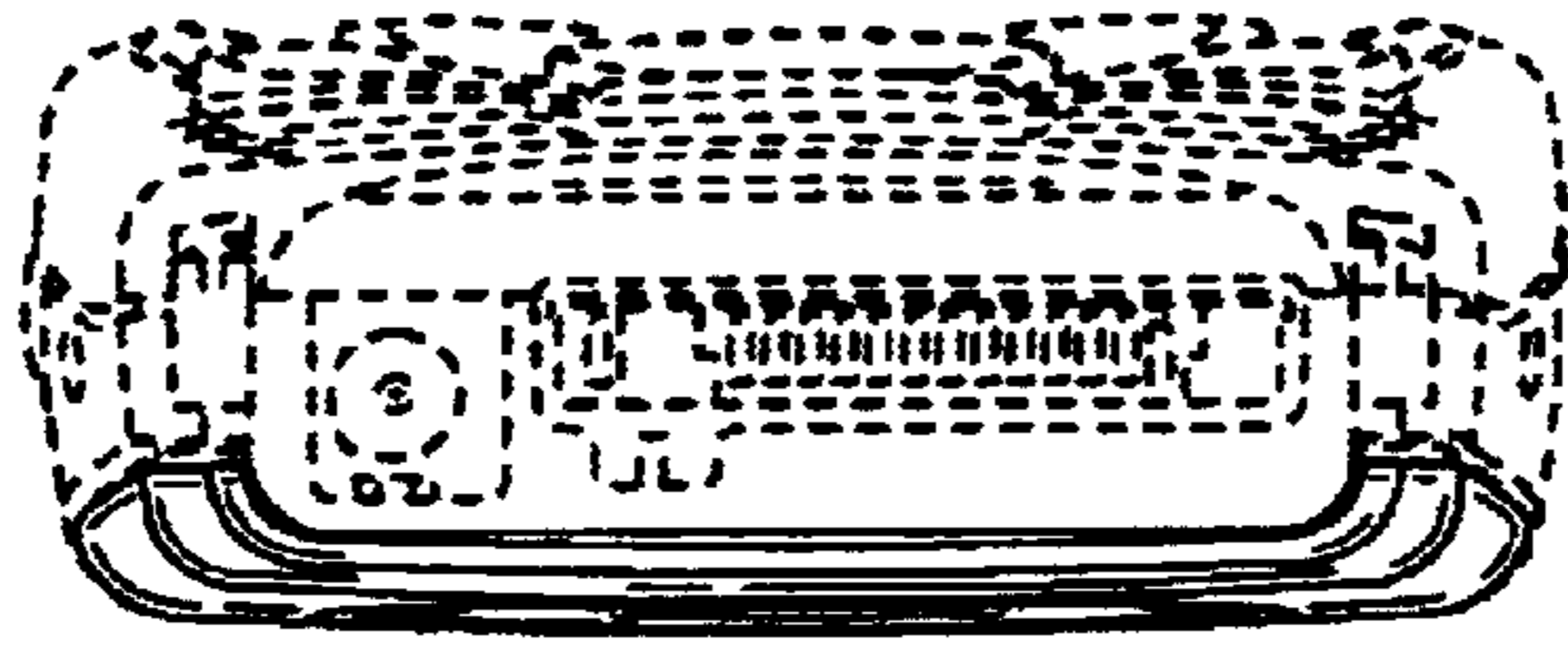


FIG. 9




FIG. 10