

US00D501190S

(12) **United States Design Patent** (10) **Patent No.:** **US D501,190 S**
Watanabe et al. (45) **Date of Patent:** **** Jan. 25, 2005**

(54) **PORTABLE WIRELESS TELEPHONE**

(75) Inventors: **Jun Watanabe**, Tokyo (JP); **Yasuo Nagamine**, Tokyo (JP); **Jin Sakai**, Tokyo (JP); **Masakatsu Takizawa**, Tokyo (JP)

(73) Assignee: **NEC Corporation**, Tokyo (JP)

(**) Term: **14 Years**

(21) Appl. No.: **29/202,973**

(22) Filed: **Apr. 8, 2004**

(30) **Foreign Application Priority Data**

Oct. 10, 2003 (JP) 2003-029934

(51) **LOC (7) Cl.** **14-03**

(52) **U.S. Cl.** **D14/138**

(58) **Field of Search** D14/137, 138, D14/218, 147-148, 247-248, 144, 341-347; 379/433.01-433.13, 419, 434, 428.01-428.04, 420.01-420.04, 440; 455/550.1-90.3; D21/517; D13/168; 345/168, 169

(56) **References Cited**

U.S. PATENT DOCUMENTS

D419,155 S	*	1/2000	Nagele et al.	D14/138
D458,594 S	*	6/2002	Jang	D14/138
D475,689 S	*	6/2003	Shimazu et al.	D14/138
D476,635 S	*	7/2003	Nagai et al.	D14/138
D477,296 S	*	7/2003	Minamide	D14/138
D485,248 S	*	1/2004	Ogawa	D14/138
D485,249 S	*	1/2004	Liao et al.	D14/138
D485,818 S	*	1/2004	Yabe et al.	D14/138
D487,443 S	*	3/2004	Yoon	D14/138
D489,345 S	*	5/2004	Shimamura et al.	D14/138

D490,065 S	*	5/2004	Shimazu et al.	D14/138
D491,547 S	*	6/2004	Cho	D14/138
D491,906 S	*	6/2004	Okamatsu	D14/138
D491,907 S	*	6/2004	Ogawa	D14/138
D492,275 S	*	6/2004	Lin et al.	D14/138
D496,014 S	*	9/2004	Lodato et al.	D14/138
D496,016 S	*	9/2004	Hoo	D14/138
D496,019 S	*	9/2004	Okada et al.	D14/138
2004/0014488 A1	*	1/2004	Sawayama et al.	455/550.1
2004/0077384 A1	*	4/2004	Makino et al.	455/575.1
2004/0102225 A1	*	5/2004	Furuta et al.	455/566
2004/0132513 A1	*	7/2004	Taneda et al.	455/575.3
2004/0137958 A1	*	7/2004	Sawai	455/566
2004/0142734 A1	*	7/2004	Kim	455/575.1

FOREIGN PATENT DOCUMENTS

JP	D1167658	*	3/2003	
WO	DM/064560	*	10/2003 14/3

* cited by examiner

Primary Examiner—Jeffrey Asch
(74) *Attorney, Agent, or Firm*—Sughrue Mion, PLLC

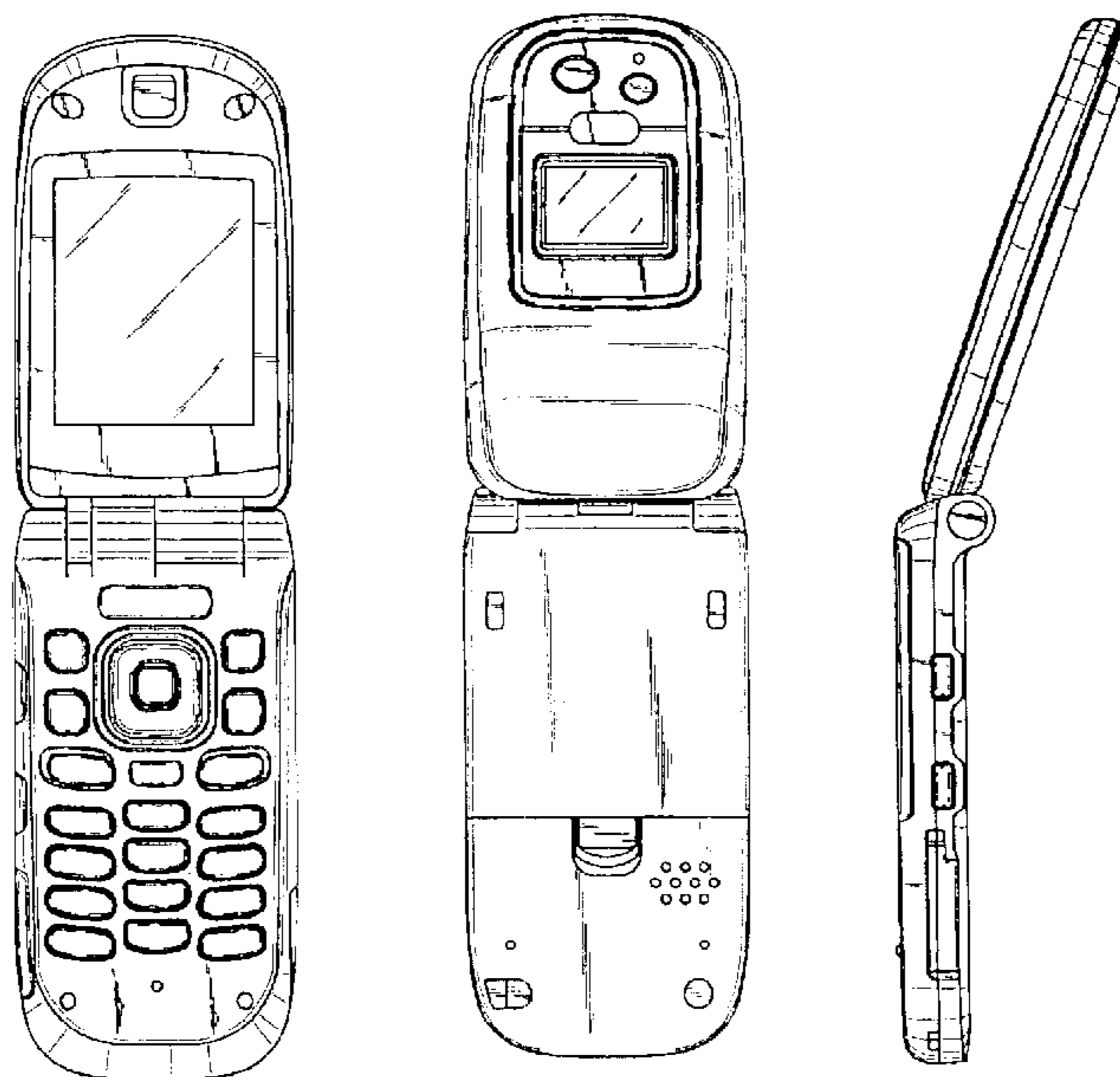
(57) **CLAIM**

The ornamental design for a portable wireless telephone, as shown.

DESCRIPTION

FIG. 1 is a perspective view of the top, front and right side of portable wireless telephone showing our new design; FIG. 2 is a front elevational view thereof; FIG. 3 is a rear elevational view thereof; FIG. 4 is a left side elevational view thereof; FIG. 5 is a right side elevational view thereof; FIG. 6 is a top plan view thereof; and, FIG. 7 is a bottom plan view thereof.

1 Claim, 3 Drawing Sheets



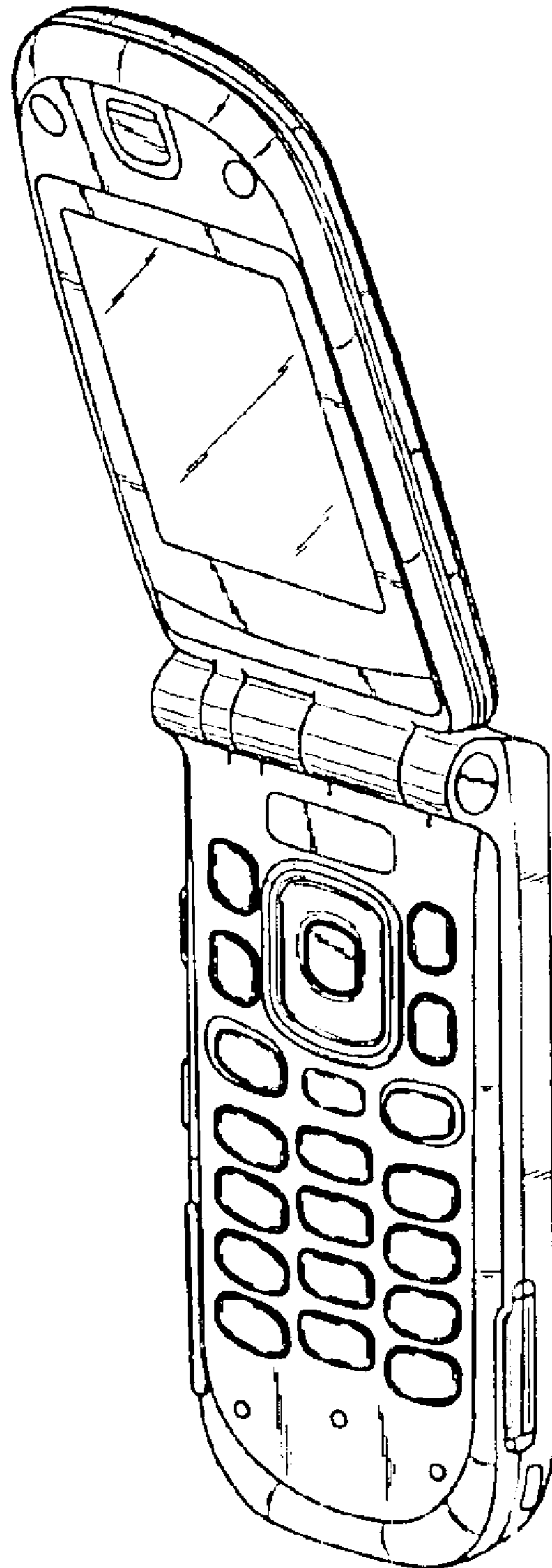


Fig. 1

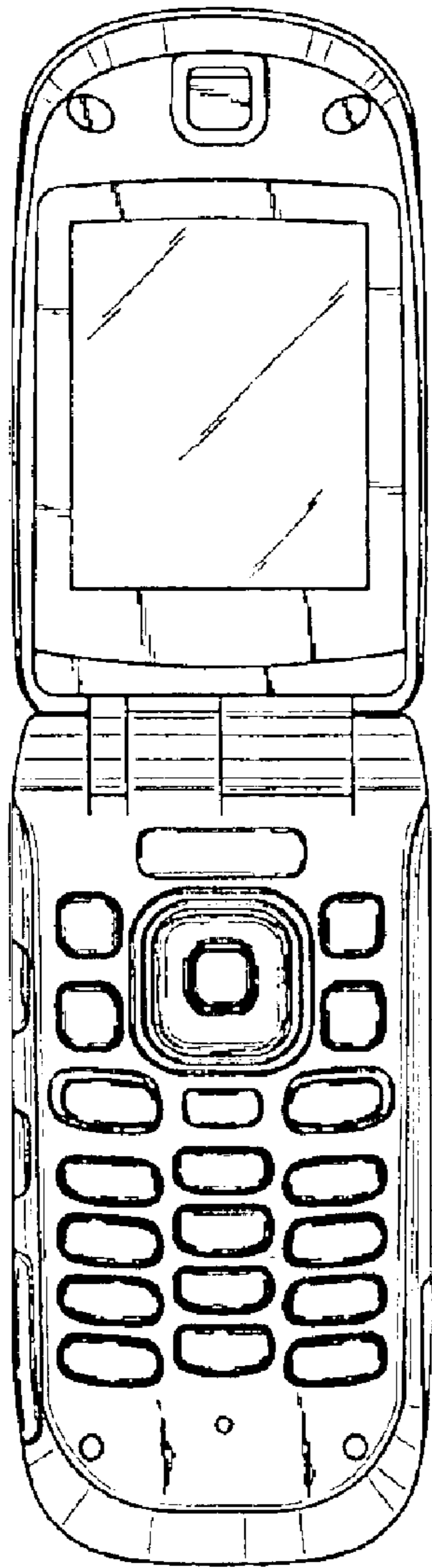


Fig. 2

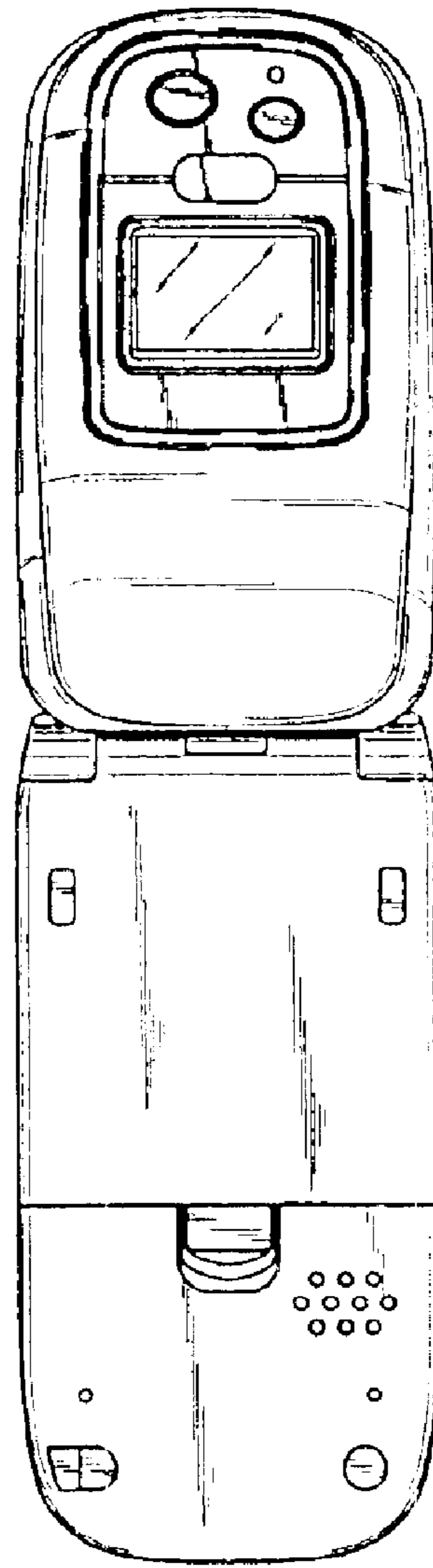


Fig. 3

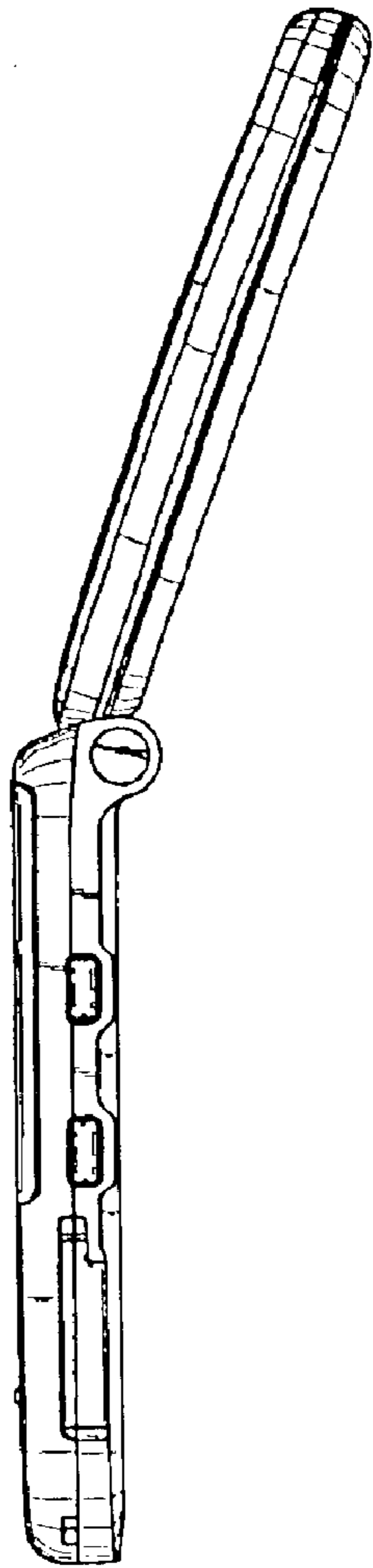


Fig. 4

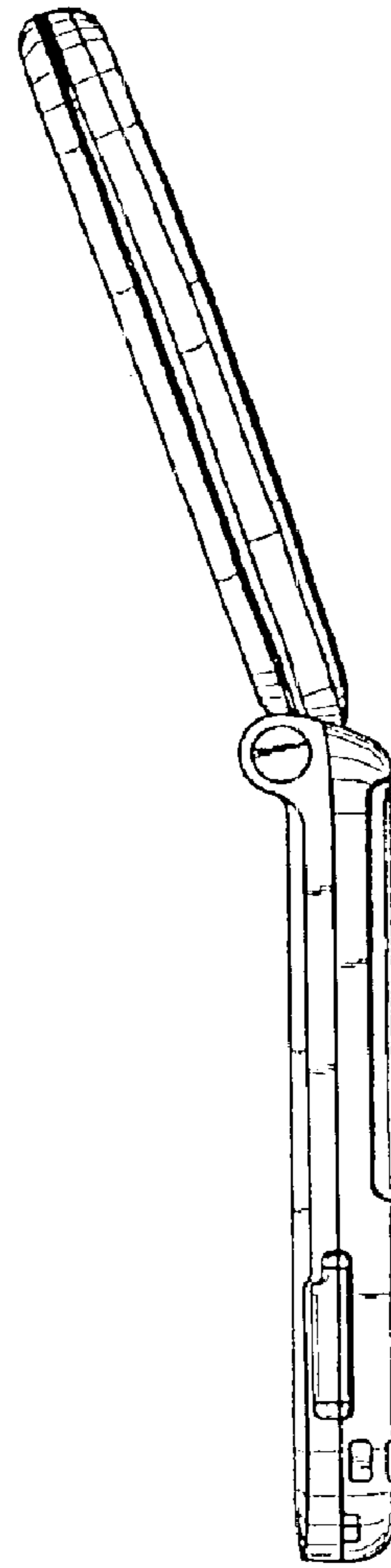


Fig. 5

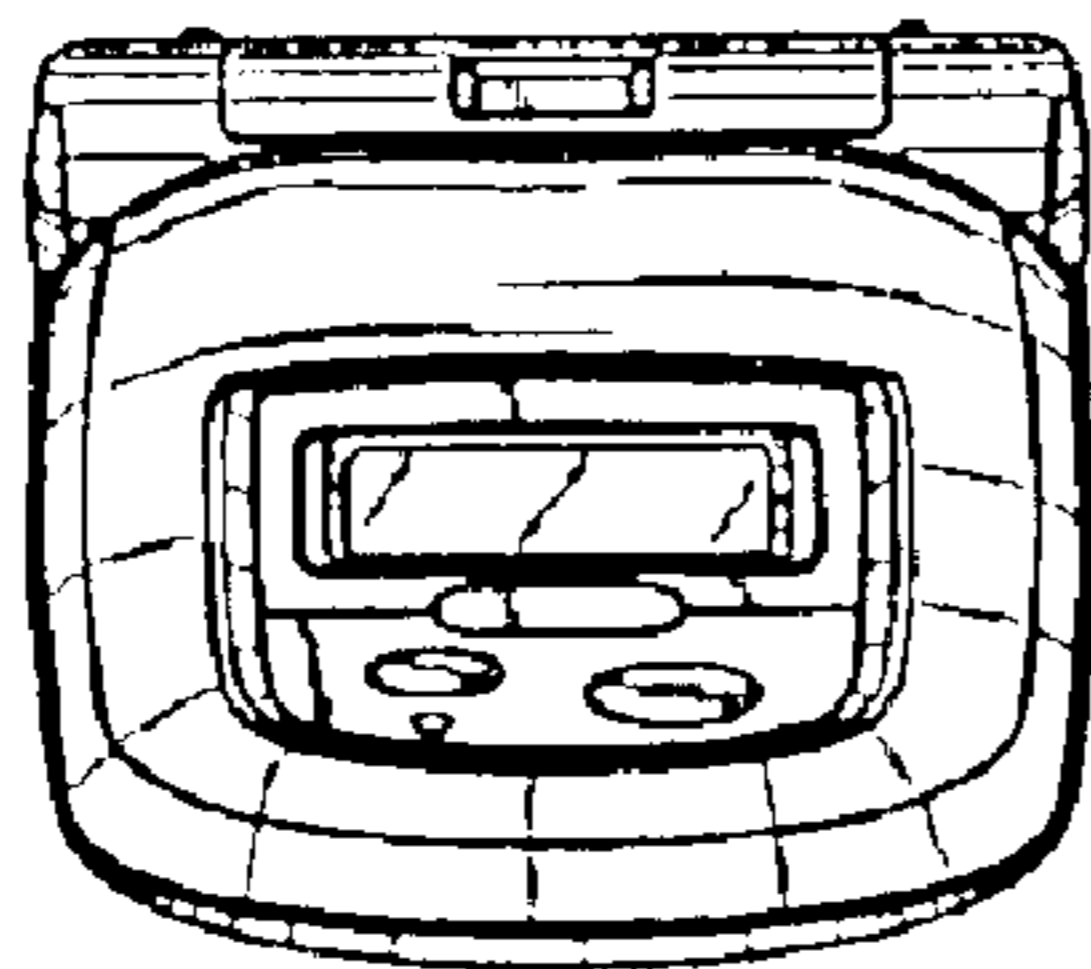


Fig. 6




Fig. 7