

US00D501171S

(12) **United States Design Patent**  
**Muro**

(10) **Patent No.: US D501,171 S**  
(45) **Date of Patent: \*\* Jan. 25, 2005**

- (54) **WHEEL FOR AN AUTOMOBILE**
- (75) **Inventor: Yuji Muro, Aichi-ken (JP)**
- (73) **Assignee: Toyota Jidosha Kabushiki Kaisha (JP)**
- (\*\*) **Term: 14 Years**
- (21) **Appl. No.: 29/182,644**
- (22) **Filed: May 29, 2003**
- (30) **Foreign Application Priority Data**  
Dec. 24, 2002 (JP) ..... 2002-035705
- (51) **LOC (7) Cl. .... 12-16**
- (52) **U.S. Cl. .... D12/209**
- (58) **Field of Search ..... D12/204-213;**  
301/37.101, 64.101, 65

- D464,010 S \* 10/2002 Chung ..... D12/211
- D466,855 S \* 12/2002 Hodges ..... D12/211
- D477,558 S \* 7/2003 Brintouch ..... D12/211

**OTHER PUBLICATIONS**

Japanese Official Gazette for Registered Design, Reg. No. 926340, May 31, 1995, p. 23.  
Japanese Official Gazette for Registered Design, Reg. No. 693928, Dec. 4, 1986, p. 113.

\* cited by examiner

*Primary Examiner*—Stacia Cadmus

(74) *Attorney, Agent, or Firm*—SAIDMAN DesignLaw Group

(57) **CLAIM**

The ornamental design for a wheel for an automobile, as shown and described.

**DESCRIPTION**

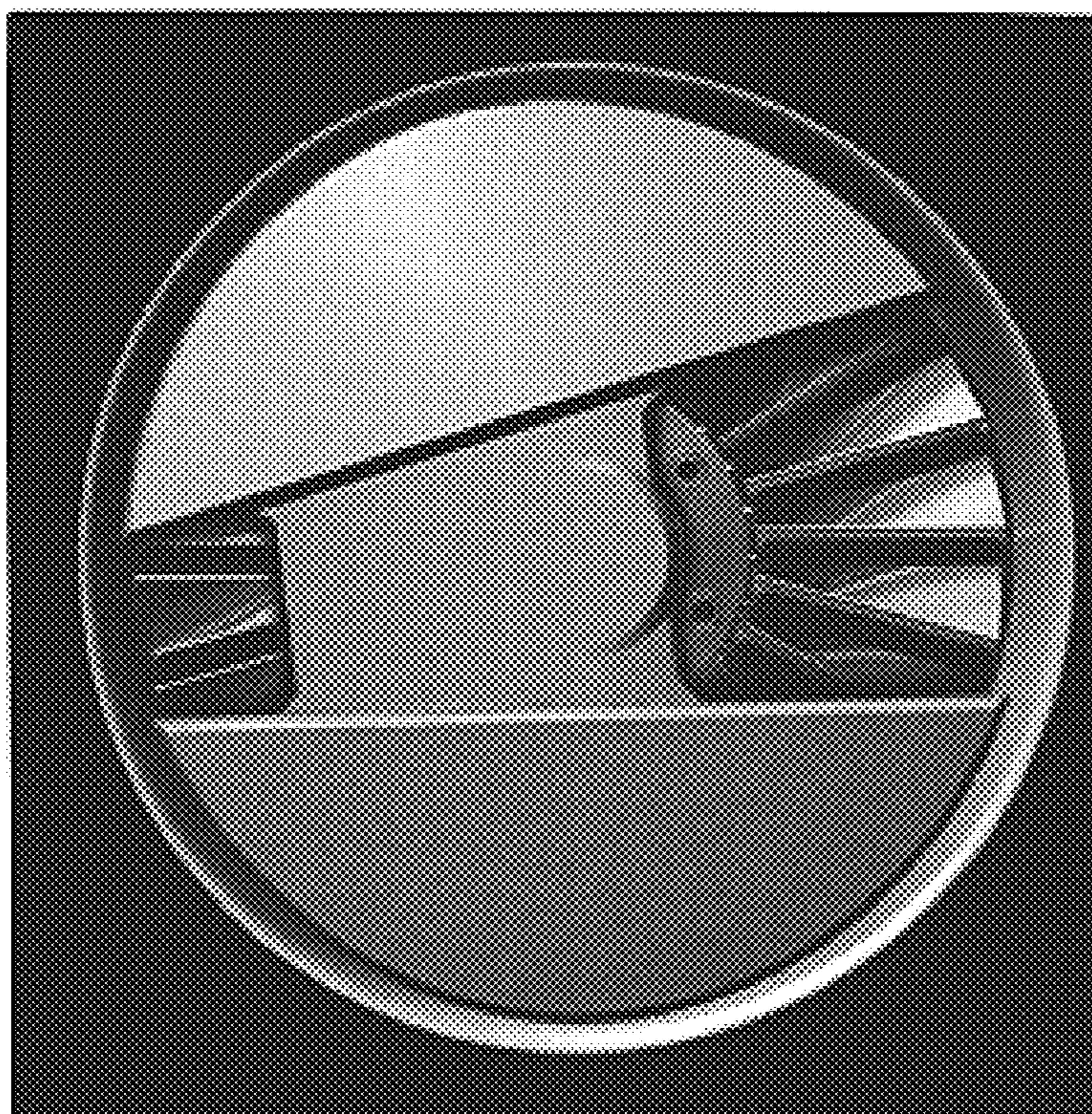
FIG. 1 is a front perspective view of a wheel for an automobile showing my new design; FIG. 2 is a rear perspective view thereof; FIG. 3 is a front view thereof; FIG. 4 is a rear view thereof; FIG. 5 is a left-side view thereof; FIG. 6 is a right-side view thereof; FIG. 7 is a top view thereof; and, FIG. 8 is a bottom view thereof.


**1 Claim, 3 Drawing Sheets**

(56) **References Cited**


**U.S. PATENT DOCUMENTS**

- D351,371 S \* 10/1994 Abele ..... D12/209
- D365,318 S \* 12/1995 Neeper ..... D12/209
- D399,469 S \* 10/1998 Miansian ..... D12/209
- D407,051 S \* 3/1999 Kelley ..... D12/209
- D418,796 S \* 1/2000 Flueckiger ..... D12/209
- D435,821 S \* 1/2001 Dumigan ..... D12/209
- D444,116 S \* 6/2001 Liao ..... D12/209
- D453,724 S \* 2/2002 Hodges ..... D12/209
- D455,698 S \* 4/2002 Chung ..... D12/209
- D461,444 S \* 8/2002 Bernoni ..... D12/211

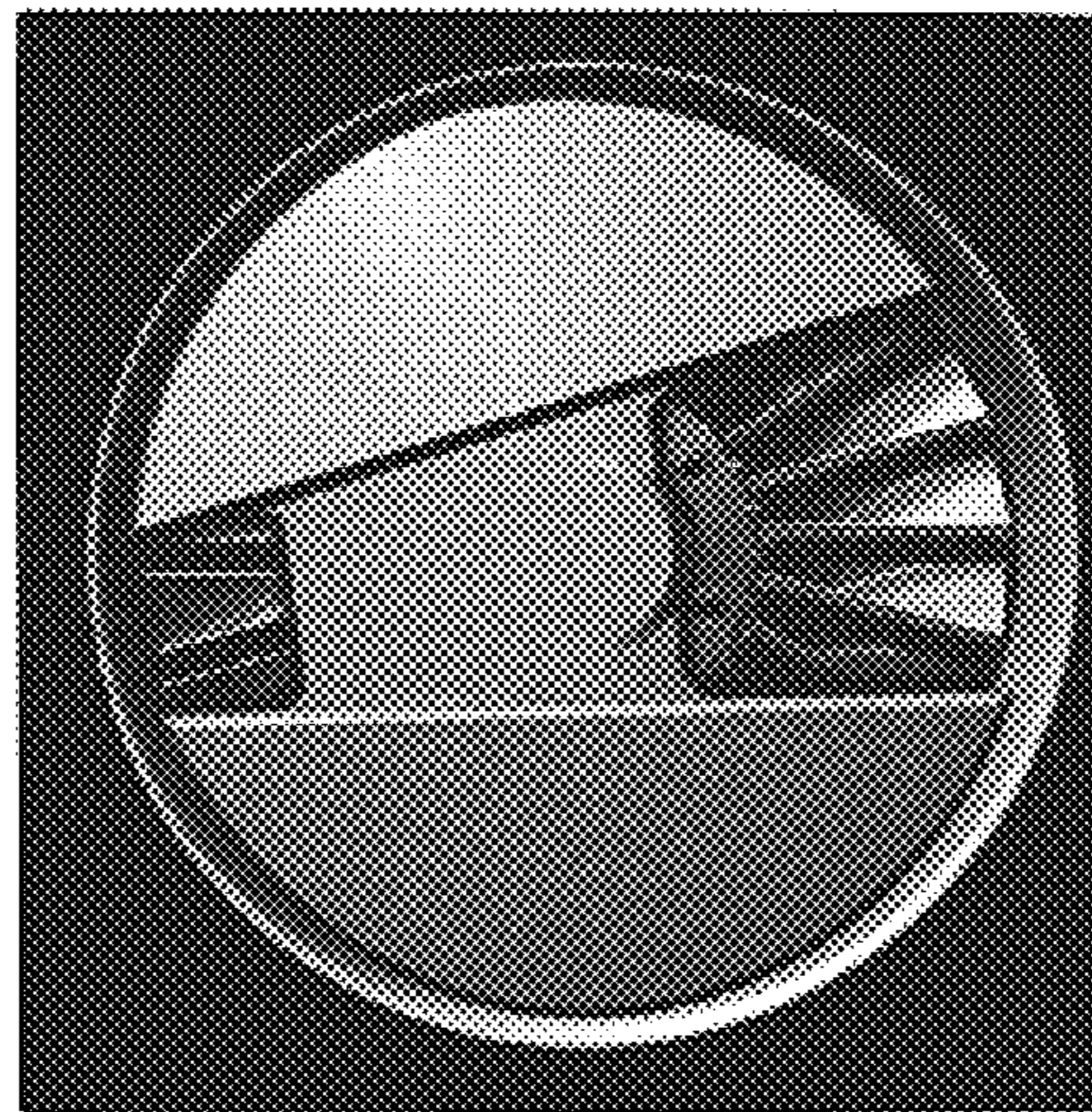





**FIG. 1**




**FIG. 2**




**FIG. 3**




**FIG. 4**




**FIG. 5**



**FIG. 6**



**FIG. 7**



**FIG. 8**