



US00D501170S

(12) **United States Design Patent**
Tsai

(10) **Patent No.:** **US D501,170 S**
(45) **Date of Patent:** **** Jan. 25, 2005**

(54) **WHEEL COVER**

(76) **Inventor:** **Wen-Chin Tsai**, No. 32, Lane 764,
Chung Shan N. Rd., Yung Kang City,
Tainan Hsien (TW)

(**) **Term:** **14 Years**

(21) **Appl. No.:** **29/209,369**

(22) **Filed:** **Jul. 15, 2004**

(51) **LOC (7) Cl.** **12-16**

(52) **U.S. Cl.** **D12/204**

(58) **Field of Search** D12/204-213;
301/37.101, 64.101, 65

(56) **References Cited**

U.S. PATENT DOCUMENTS

D393,240 S	*	4/1998	Escobedo	D12/213
D425,848 S	*	5/2000	Hu	D12/209
D433,368 S	*	11/2000	Meza	D12/204
D447,105 S	*	8/2001	Meza	D12/204
D468,677 S	*	1/2003	Eldred, II	D12/204
D472,508 S	*	4/2003	Yang	D12/209
D481,341 S	*	10/2003	Morrison	D12/209
D491,867 S	*	6/2004	Peng	D12/209
D492,636 S	*	7/2004	Schultz	D12/213

D494,123 S	*	8/2004	Albert	D12/209
D494,526 S	*	8/2004	Miansian	D12/213
D494,916 S	*	8/2004	Albert	D12/209

* cited by examiner

Primary Examiner—Stacia Cadmus

(74) *Attorney, Agent, or Firm*—Law Office of Kenneth C. Brooks

(57) **CLAIM**

The ornamental design for wheel cover, as shown and described.

DESCRIPTION

FIG. 1 is a perspective view of wheel cover showing my new design;

FIG. 2 is a front elevational view thereof;

FIG. 3 is a rear elevational view thereof;

FIG. 4 is a left side elevational view thereof;

FIG. 5 is a right side elevational view thereof;

FIG. 6 is a top plan view thereof; and,

FIG. 7 is a bottom plan view thereof.

The broken lines shown are for illustrative purposes only and form no part of the claimed design.

1 Claim, 5 Drawing Sheets



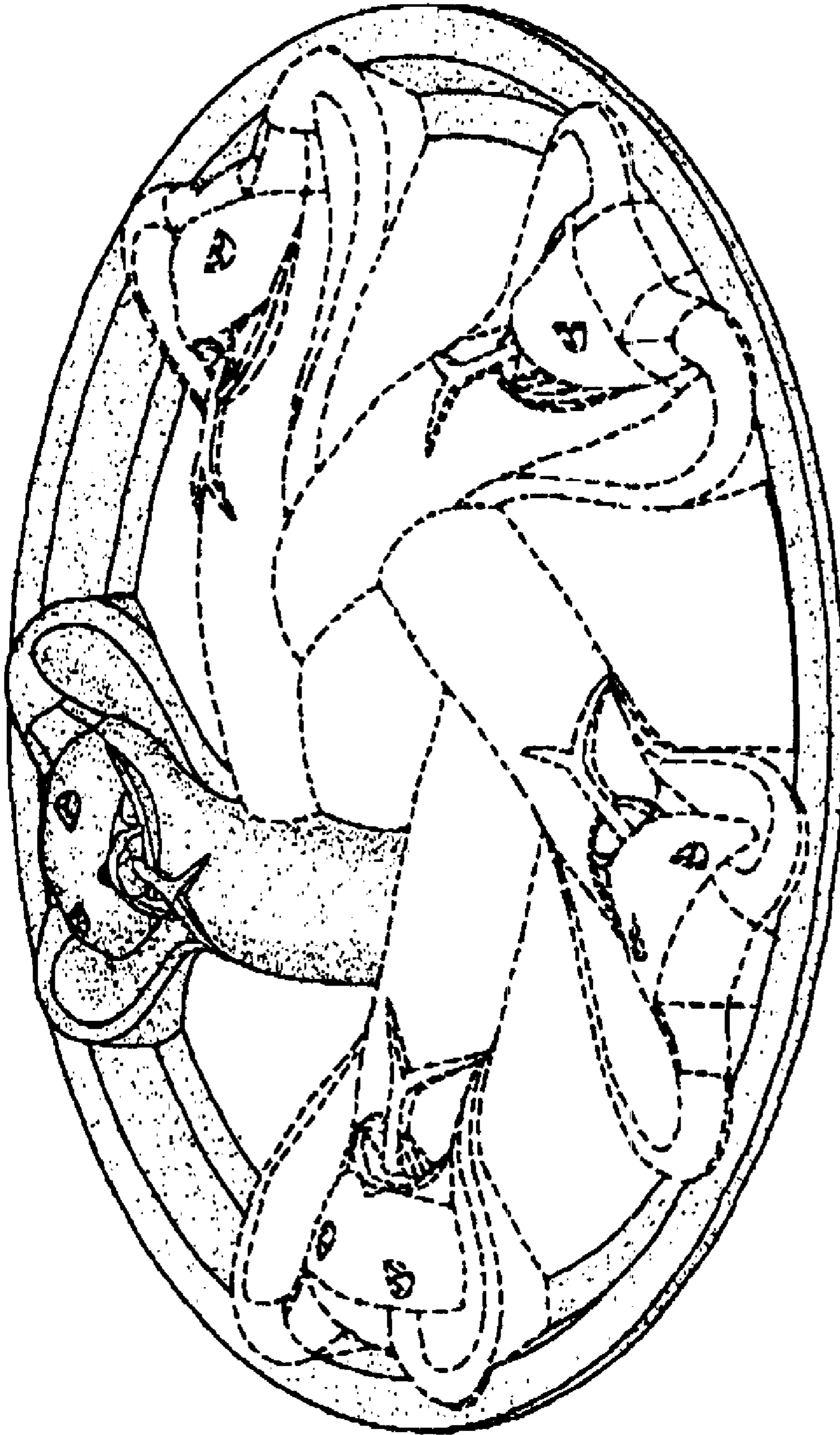


FIG. 1




FIG. 2




FIG. 3



FIG. 4




FIG. 5



FIG. 6



FIG. 7