

US00D501169S

(12) **United States Design Patent**
Tsai

(10) **Patent No.: US D501,169 S**
(45) **Date of Patent: ** Jan. 25, 2005**

(54) **WHEEL COVER**

D494,123 S * 8/2004 Albert D12/209
D494,526 S * 8/2004 Miansian D12/213
D494,916 S * 8/2004 Albert D12/209

(76) Inventor: **Wen-Chin Tsai**, No. 32, Lane 764,
Chung Shan N. Rd., Yung Kang City
Tainan Hsien (TW)

* cited by examiner

(**) Term: **14 Years**

Primary Examiner—Stacia Cadmus
(74) *Attorney, Agent, or Firm*—Law Office of Kenneth C.
Brooks

(21) Appl. No.: **29/209,368**

(22) Filed: **Jul. 15, 2004**

(57) **CLAIM**

(51) **LOC (7) Cl.** **12-16**

The ornamental design for wheel cover, as shown and described.

(52) **U.S. Cl.** **D12/204**

(58) **Field of Search** D12/204–213;
301/37.101, 64.101, 65

DESCRIPTION

(56) **References Cited**

U.S. PATENT DOCUMENTS

D393,240 S * 4/1998 Escobedo D12/213
D425,848 S * 5/2000 Hu D12/209
D433,368 S * 11/2000 Meza D12/204
D447,105 S * 8/2001 Meza D12/204
D468,677 S * 1/2003 Eldred, II D12/204
D472,508 S * 4/2003 Yang D12/209
D481,341 S * 10/2003 Morrison D12/209
D491,867 S * 6/2004 Peng D12/209
D492,636 S * 7/2004 Schultz D12/213

FIG. 1 is a perspective view of wheel cover showing my new design;

FIG. 2 is a front elevational view thereof;

FIG. 3 is a rear elevational view thereof;

FIG. 4 is a left side elevational view thereof;

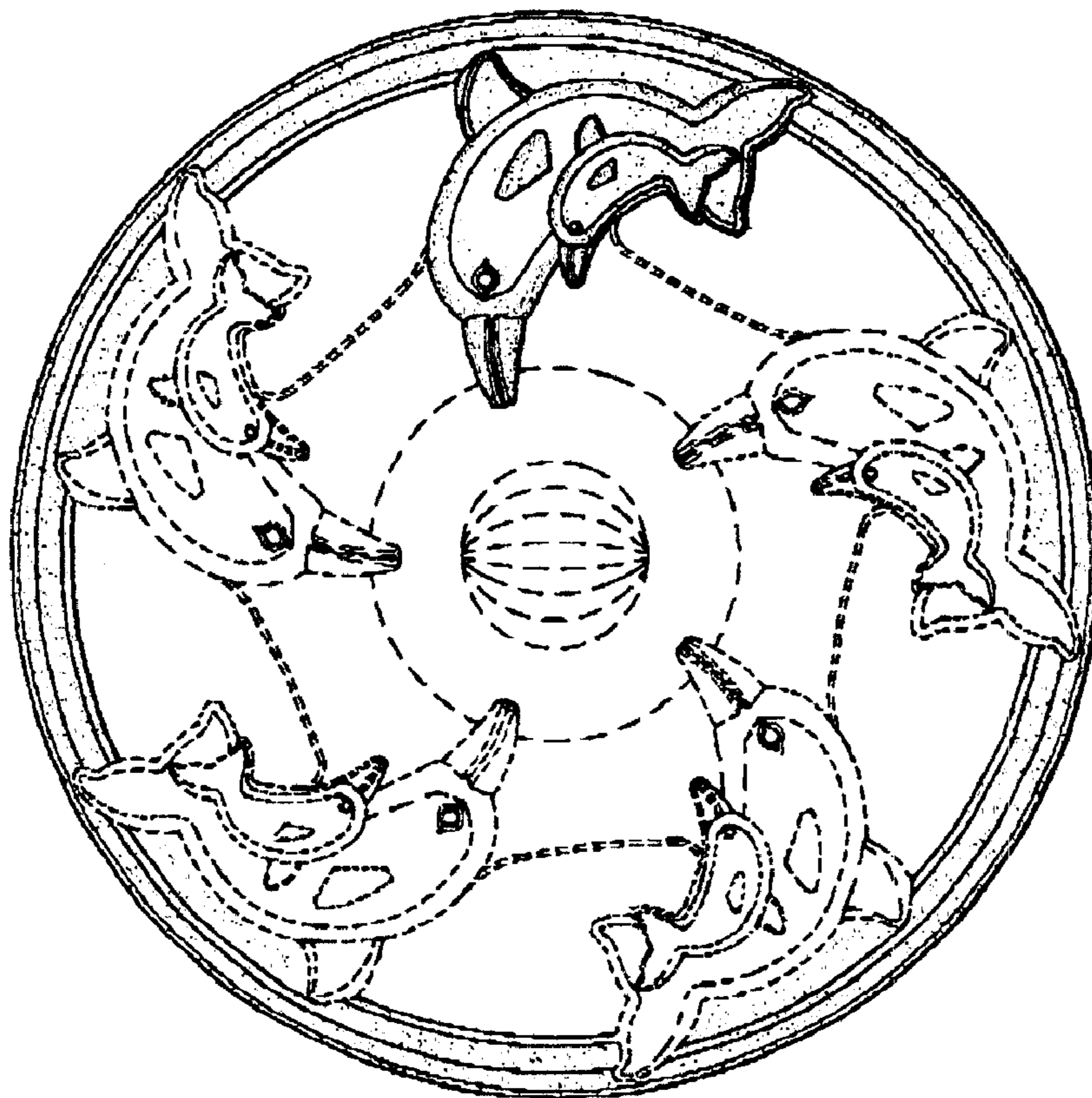
FIG. 5 is a right side elevational view thereof;

FIG. 6 is a top plan view thereof; and,

FIG. 7 is a bottom plan view thereof.

The broken lines shown are for illustrative purposes only and form no part of the claimed design.

1 Claim, 5 Drawing Sheets



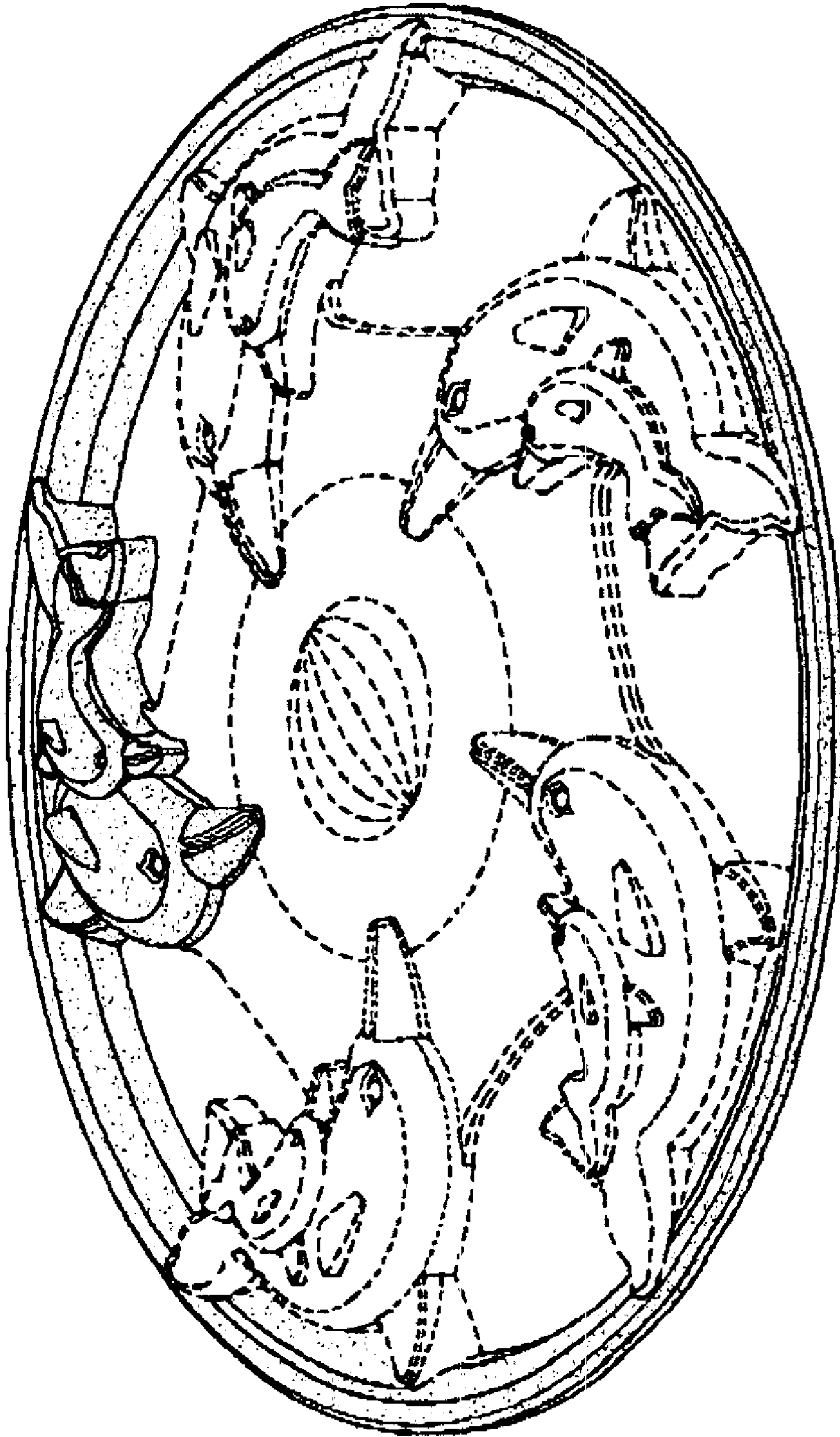


FIG. 1




FIG. 2




FIG. 3



FIG. 4




FIG. 5

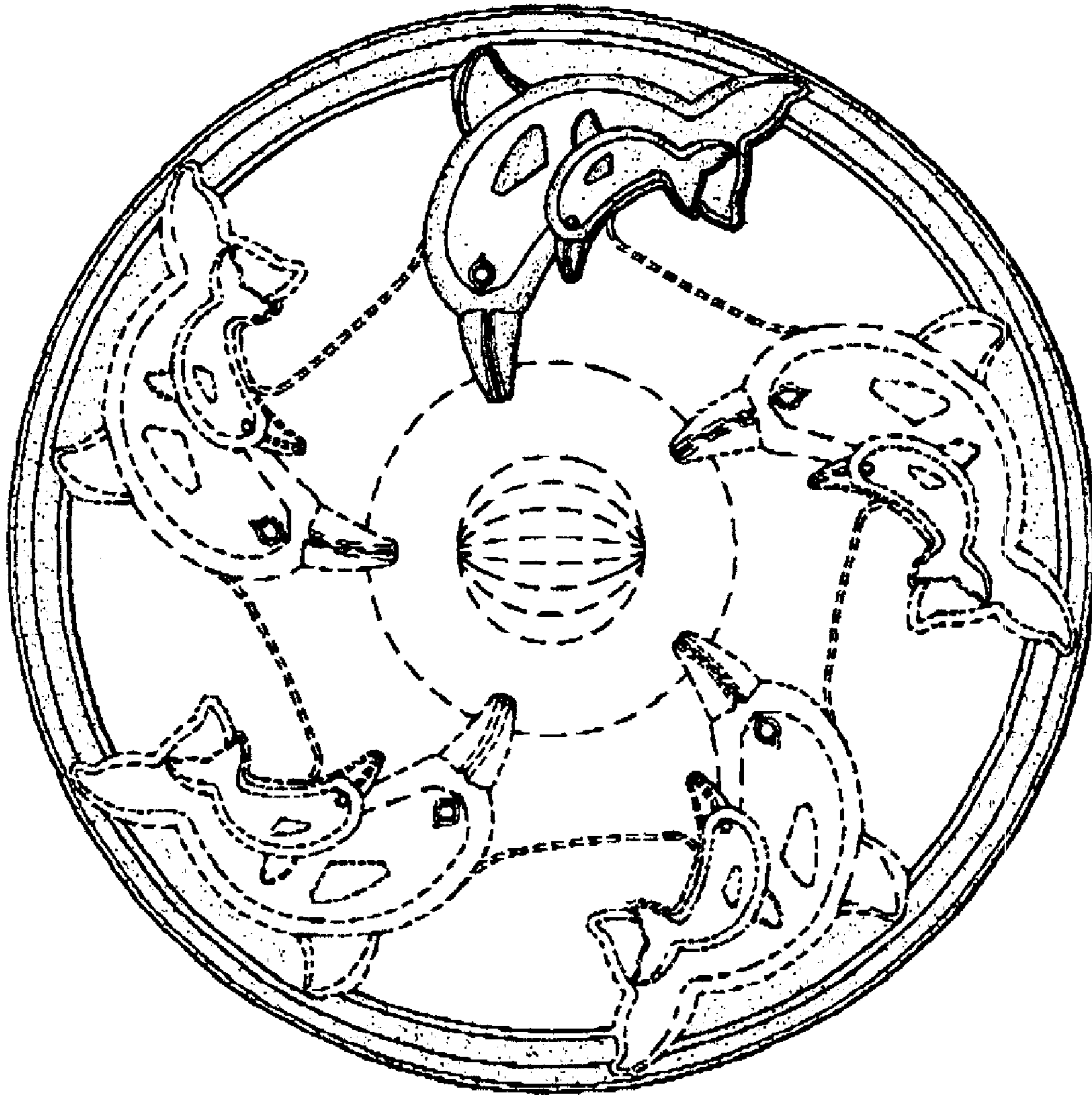


FIG. 6

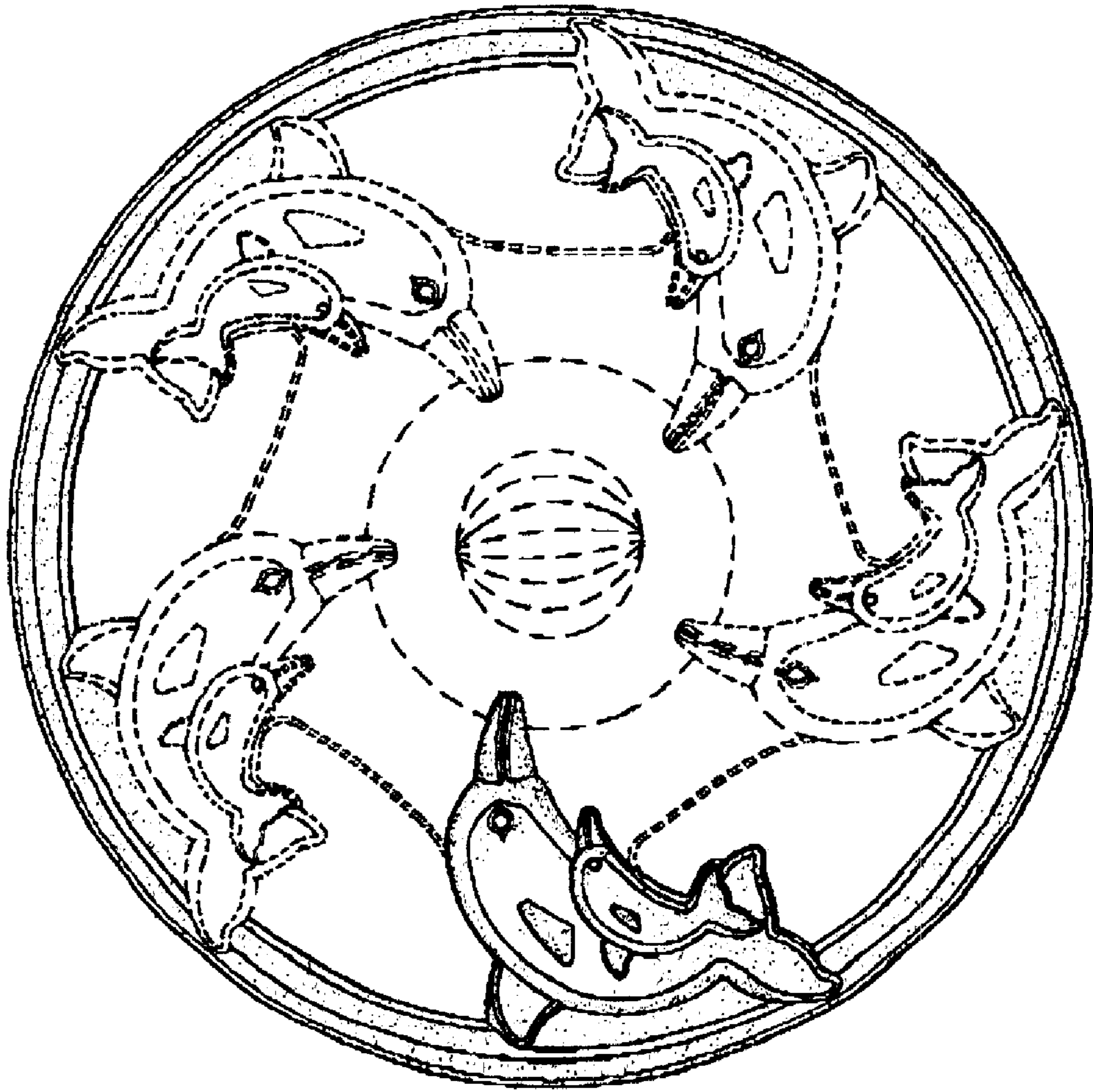


FIG. 7