

US00D501147S

(12) **United States Design Patent**
Calvani

(10) **Patent No.:** **US D501,147 S**
(45) **Date of Patent:** **** Jan. 25, 2005**

(54) **WATCH BRACELET PORTION**
(75) **Inventor:** **Maria Cristina Calvani**, Cologny (CH)
(73) **Assignee:** **Rolex Watch U.S.A., Inc.**, New York, NY (US)
(**) **Term:** **14 Years**

D399,162 S * 10/1998 Pandel D11/16
D469,374 S * 1/2003 Calvani et al. D11/16

* cited by examiner

Primary Examiner—Louis S. Zarfes
Assistant Examiner—John Windmuller
(74) *Attorney, Agent, or Firm*—Morgan & Finnegan LLP

(21) **Appl. No.:** **29/193,501**
(22) **Filed:** **Nov. 10, 2003**

(57) **CLAIM**

I claim the ornamental design for a watch bracelet portion, as shown and described.

(30) **Foreign Application Priority Data**

May 15, 2003 (CH) 129695

(51) **LOC (7) Cl.** **11-01**

(52) **U.S. Cl.** **D11/16**

(58) **Field of Search** D11/1-7, 9, 10,
D11/12-23, 34, 38-48, 63-69, 71, 77-81,
84, 85, 93; 224/164; D10/32; 368/281,
282; 63/3-5.1, 9; 59/80

DESCRIPTION

FIG. 1 is a perspective view illustrating the top, front and left side of a design of the watch bracelet portion;
FIG. 2 is a top plan view thereof;
FIG. 3 is a bottom plan view thereof;
FIG. 4 is a front elevational view thereof;
FIG. 5 is a rear elevational view thereof;
FIG. 6 is right side elevational view thereof; and,
FIG. 7 is left side elevational view thereof.

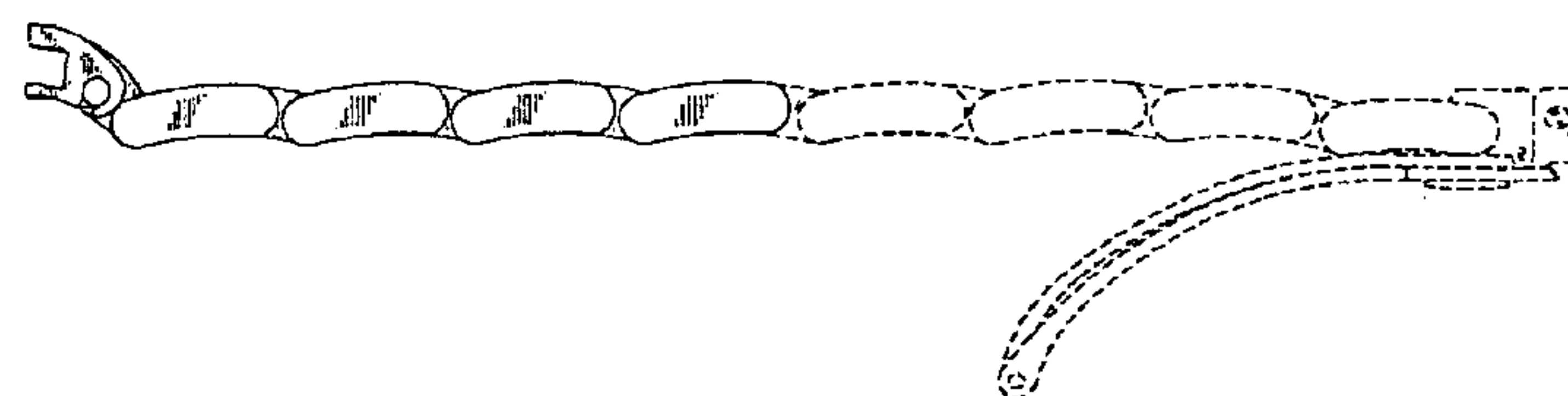
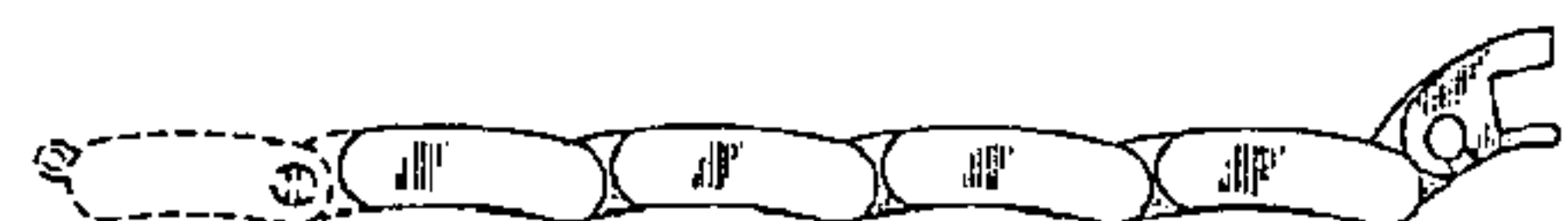
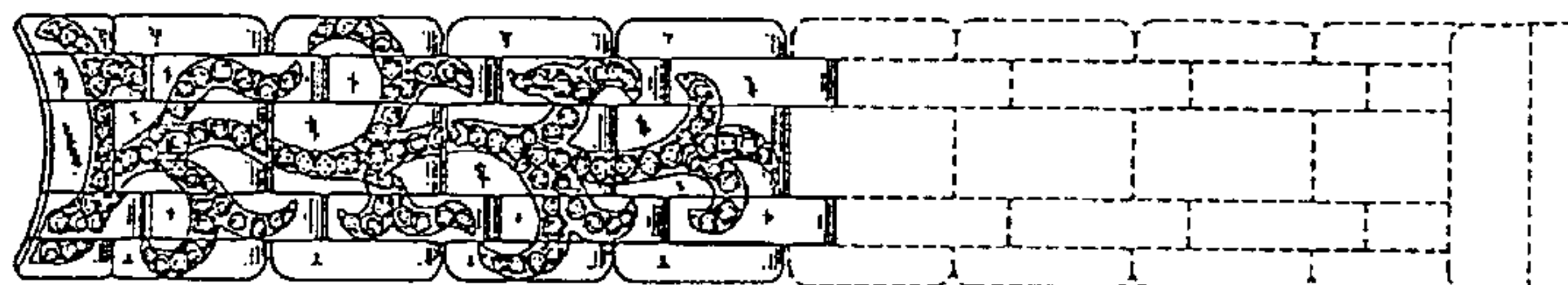
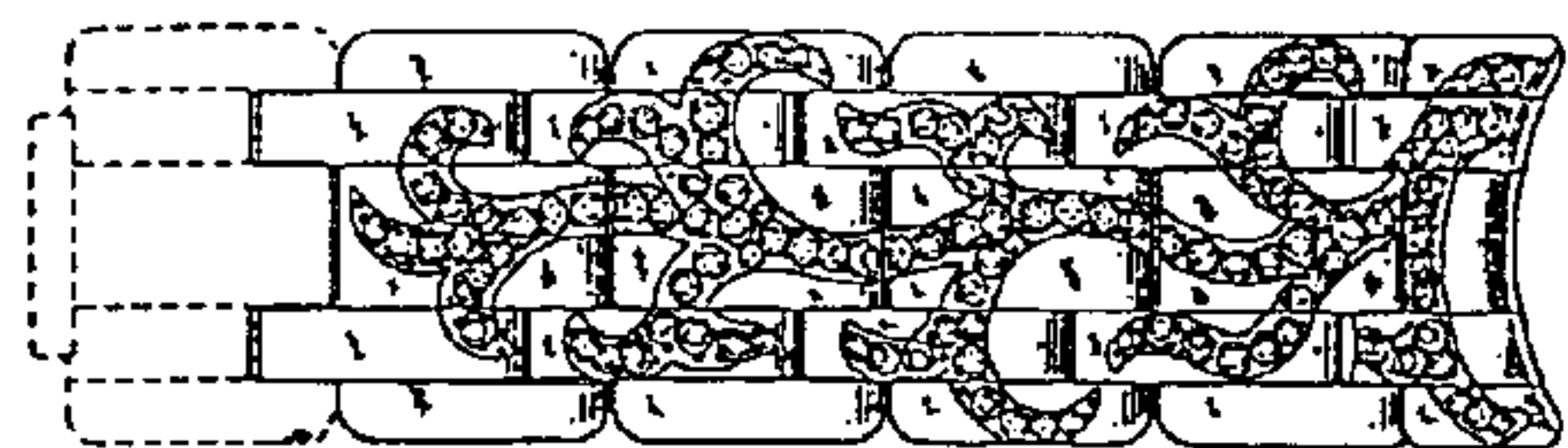
The broken-line disclosure in the above referenced figures illustrate an example intended environment for illustrative purposes only and forms no part of the claimed design.

(56) **References Cited**

U.S. PATENT DOCUMENTS

D379,328 S * 5/1997 Pandel D11/16

1 Claim, 2 Drawing Sheets



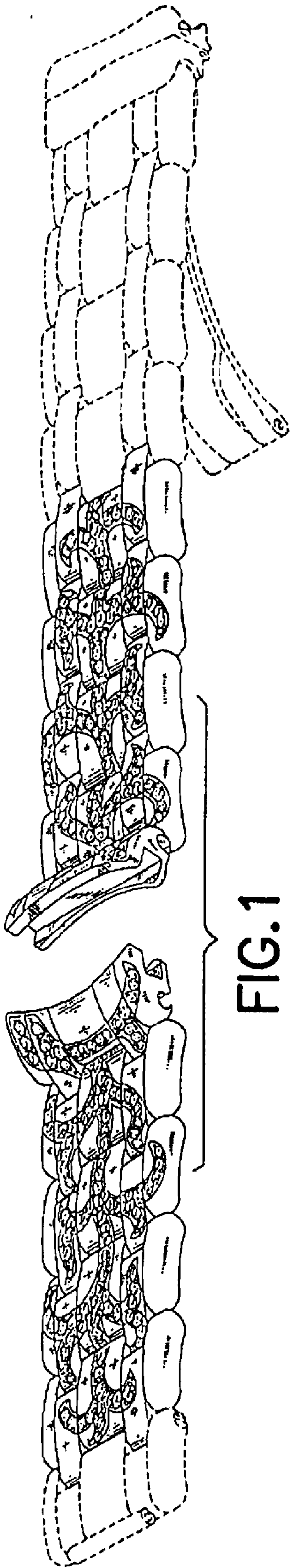


FIG. 1

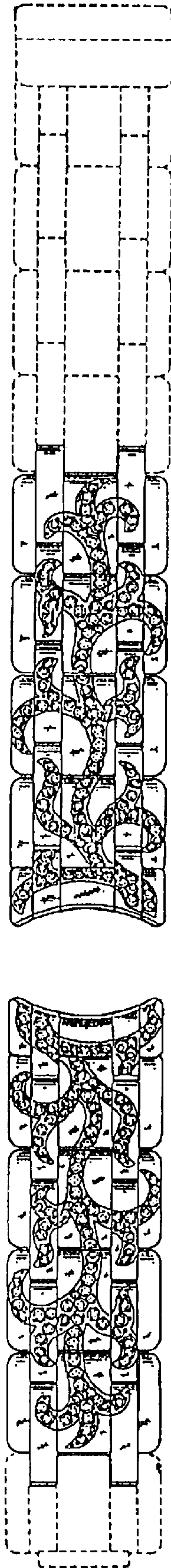


FIG. 2

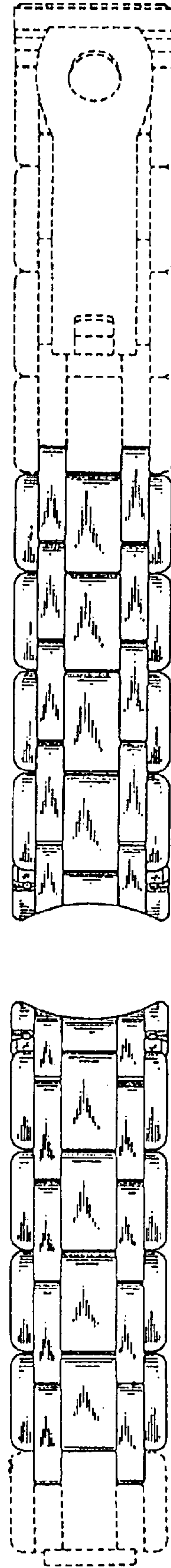


FIG. 3

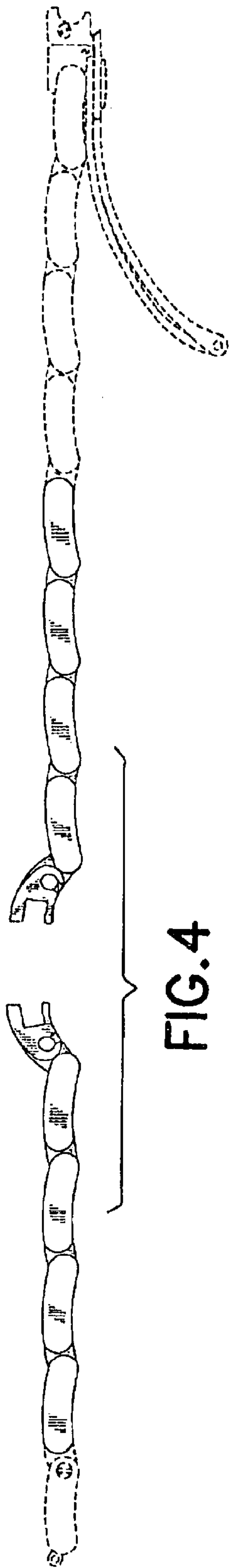


FIG. 4

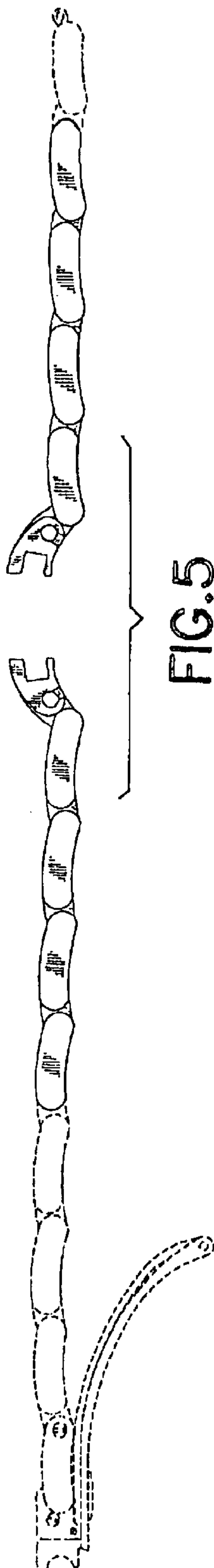


FIG. 5

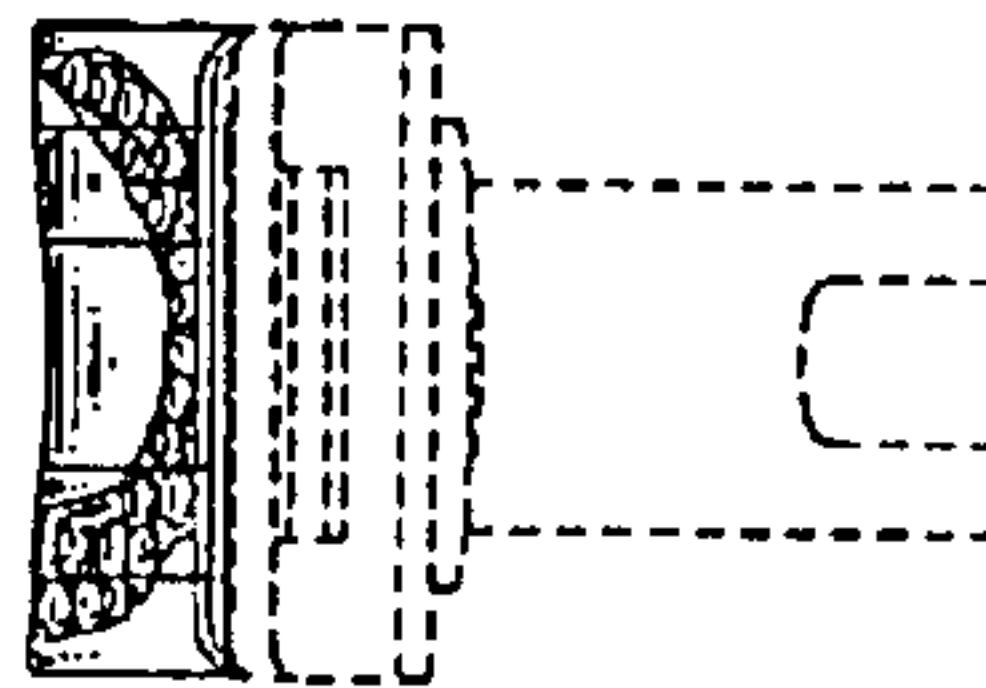


FIG. 6

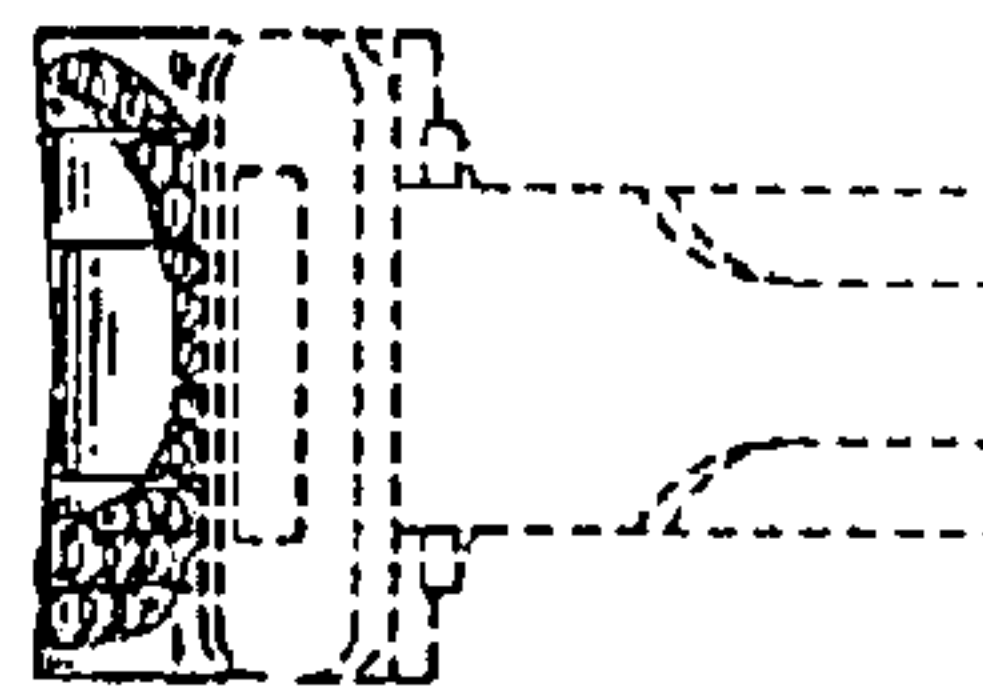


FIG. 7