

US00D501135S

(12) **United States Design Patent**  
**Kawabata et al.**

(10) **Patent No.:** **US D501,135 S**  
(45) **Date of Patent:** **\*\* Jan. 25, 2005**

(54) **PACKAGE**

(75) Inventors: **Susumu Kawabata**, Tokyo (JP); **Shigeo Kusumi**, Tokyo (JP)

(73) Assignee: **Hisamitsu Pharmaceutical Co., Inc.**, Saga (JP)

(\*\*) Term: **14 Years**

(21) Appl. No.: **29/190,550**

(22) Filed: **Sep. 24, 2003**

(51) **LOC (7) Cl.** ..... **09-01**

(52) **U.S. Cl.** ..... **D9/314; D9/432**

(58) **Field of Search** ..... **D9/307, 310-316, D9/414, 432; 220/890; 215/400**

(56) **References Cited**

**U.S. PATENT DOCUMENTS**

D77,437 S	*	1/1929	Simon	.....	D9/311
D261,614 S	*	11/1981	Vallone	.....	D9/311
D386,207 S	*	11/1997	Wichser	.....	D9/432
D399,132 S	*	10/1998	Vola	.....	D9/311
D422,497 S	*	4/2000	Huntley	.....	D9/432
D471,445 S	*	3/2003	Kohl	.....	D9/432

\* cited by examiner

*Primary Examiner*—Sandra L. Morris

(74) *Attorney, Agent, or Firm*—Leydig, Voit & Mayer, Ltd.

(57) **CLAIM**

The ornamental design for a package, as described and shown.

**DESCRIPTION**

The patent or application file contains at least one drawing executed in color. Copies of this patent or patent application publication with color drawings(s) will be provided by the Office upon request and payment of the necessary fee.

FIG. 1 is a perspective view of a package of the present invention.

FIG. 2 is a front view of the package of FIG. 1.

FIG. 3 is a rear view of the package of FIG. 1.

FIG. 4 is a right side view of the package of FIG. 1.

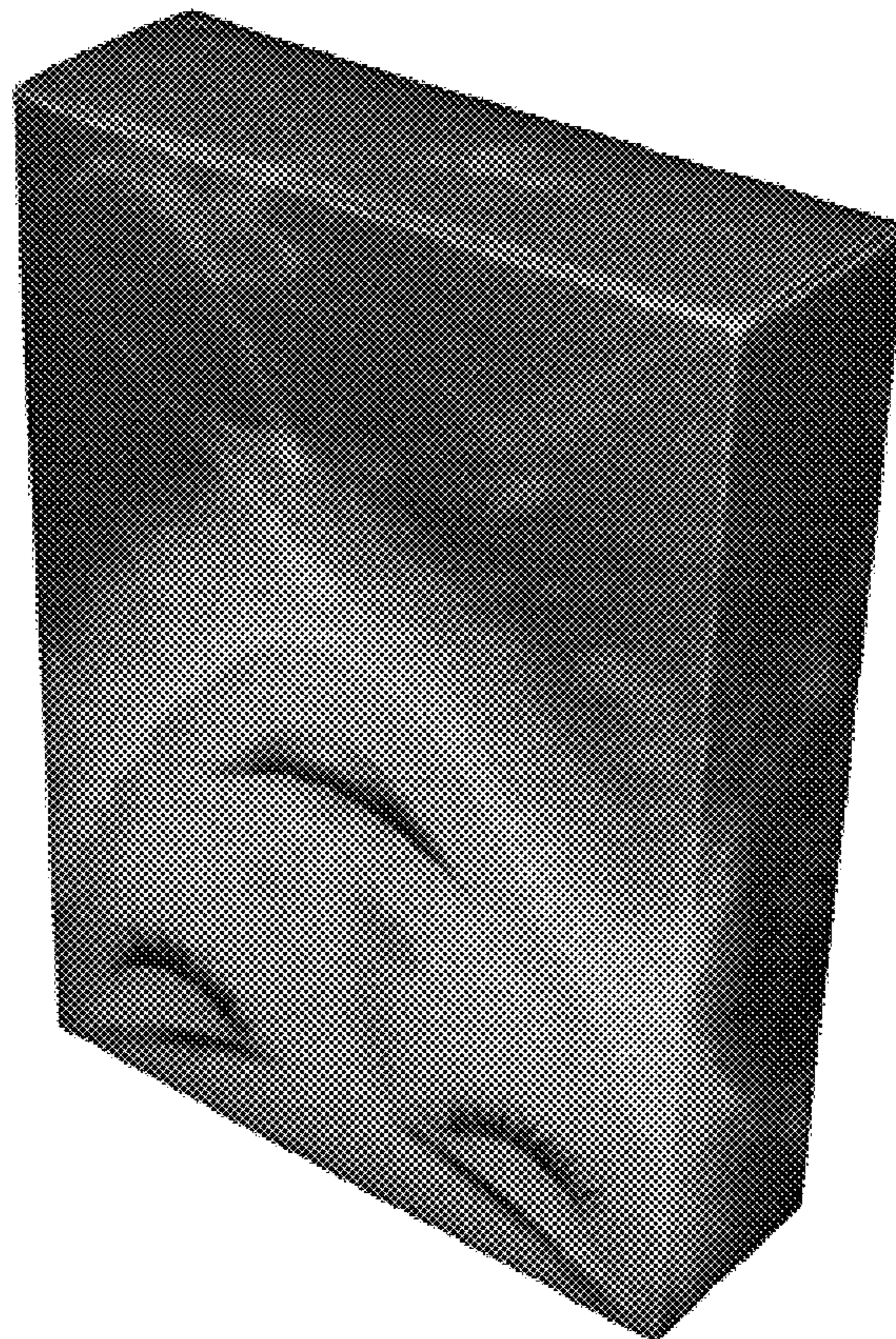
FIG. 5 is a left side view of the package of FIG. 1.

FIG. 6 is a top view of the package of FIG. 1; and,

FIG. 7 is a bottom view of the package of FIG. 1.

**1 Claim, 2 Drawing Sheets**

**(2 of 2 Drawing Sheet(s) Filed in Color)**



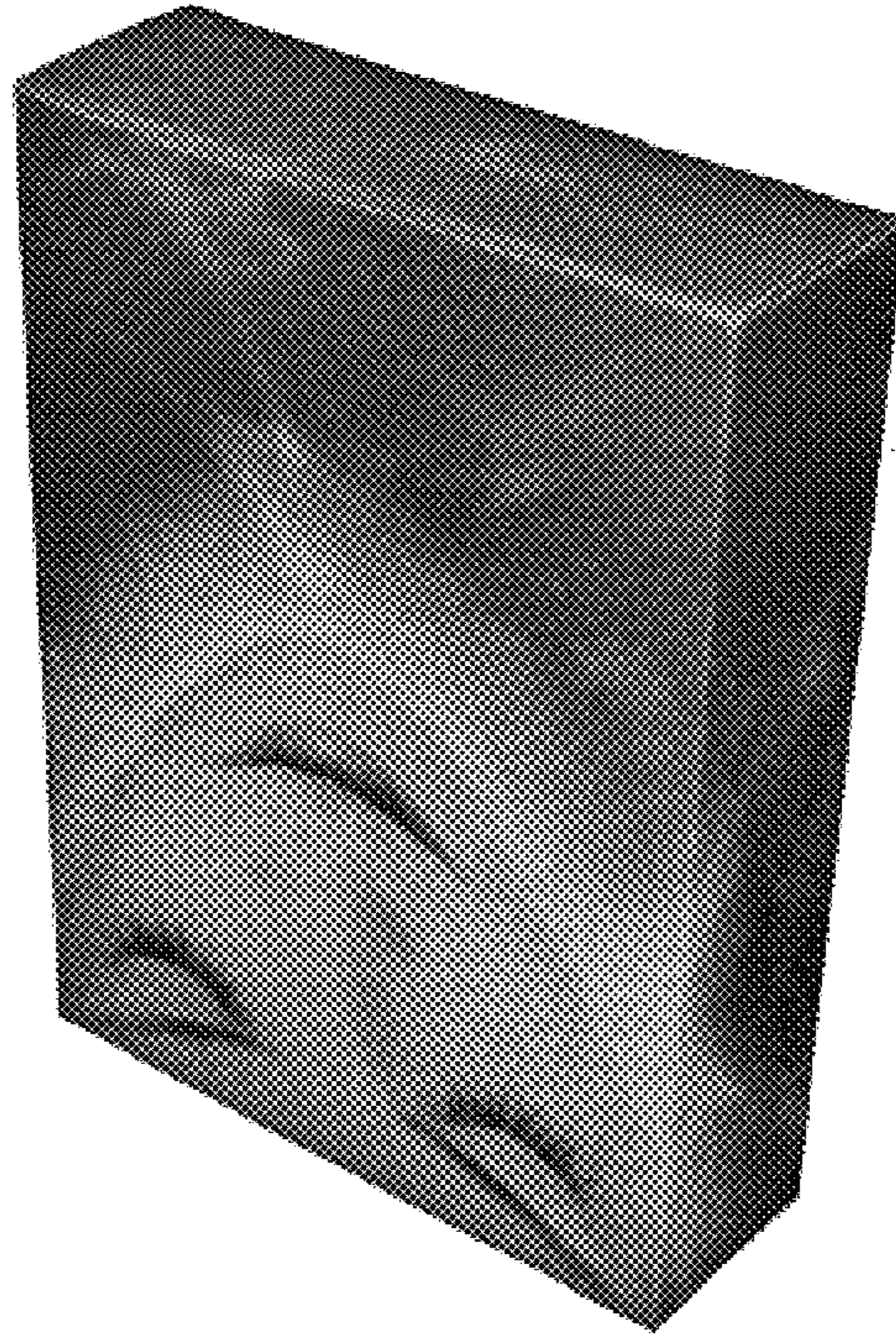


FIG. 1

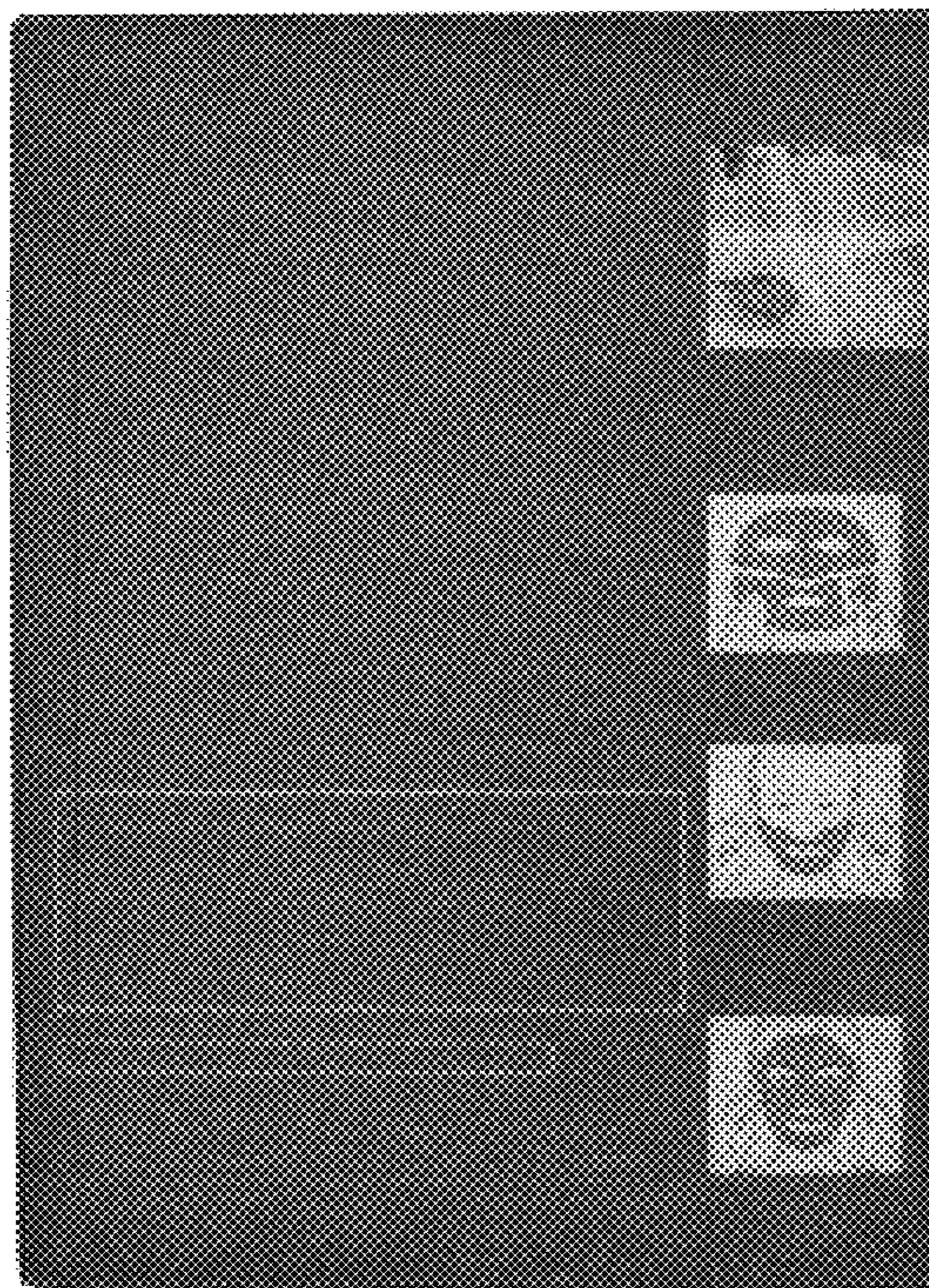


FIG. 3




FIG. 6




FIG. 5



FIG. 2




FIG. 4




FIG. 7