

US00D501126S

(12) **United States Design Patent** (10) **Patent No.:** **US D501,126 S**
Addis (45) **Date of Patent:** **** Jan. 25, 2005**

(54) **FIELD DRESSING KNIFE**

(75) **Inventor:** **Carl J. Addis**, Fort Collins, CO (US)

(73) **Assignee:** **Wyoming Knife Corporation**, Fort Collins, CO (US)

(**) **Term:** **14 Years**

(21) **Appl. No.:** **29/193,833**

(22) **Filed:** **Nov. 14, 2003**

(51) **LOC (7) Cl.** **08-03**

(52) **U.S. Cl.** **D8/98; D22/118**

(58) **Field of Search** **D8/98, 99, 100; D22/118; 30/314, 343, 344, 286, 287, 155**

(56) **References Cited**

U.S. PATENT DOCUMENTS

3,839,788	A	*	10/1974	Addis	30/287
3,918,158	A	*	11/1975	Debski	30/314
D254,243	S	*	2/1980	Florian et al.	D8/98
D260,358	S	*	8/1981	Wilson et al.	D8/98
D262,731	S	*	1/1982	Austin	D22/118
4,507,867	A	*	4/1985	Haas, Jr.	30/90.4
D297,105	S	*	8/1988	Hollinshead	D8/98
D330,405	S	*	10/1992	Luchak	D22/118
D332,383	S	*	1/1993	Hagler et al.	D8/98
D336,126	S	*	6/1993	Luchak	D22/118
D352,440	S	*	11/1994	Perigny	D8/98
D362,485	S	*	9/1995	Hall	D22/118
D381,886	S	*	8/1997	Domenico	D8/98

OTHER PUBLICATIONS

Cabela's Fall 1996 Annual Catalog, p. 202, Cabela's Inc., 1996.

RedHead 1997 Hunting Specialist Catalog, p. 209, 1997.

* cited by examiner

Primary Examiner—Philip S. Hyder

(74) *Attorney, Agent, or Firm*—Sheridan Ross P.C.

(57) **CLAIM**

The ornamental design for a field dressing knife, as shown and described.

DESCRIPTION

FIG. 1 is a front elevation view of a field dressing knife, showing my new design, the broken lines representing environment and forming no part of the claimed design;

FIG. 2 is a top plan view of the invention illustrated in FIG. 1;

FIG. 3 is a right elevation view of the invention illustrated in FIG. 1;

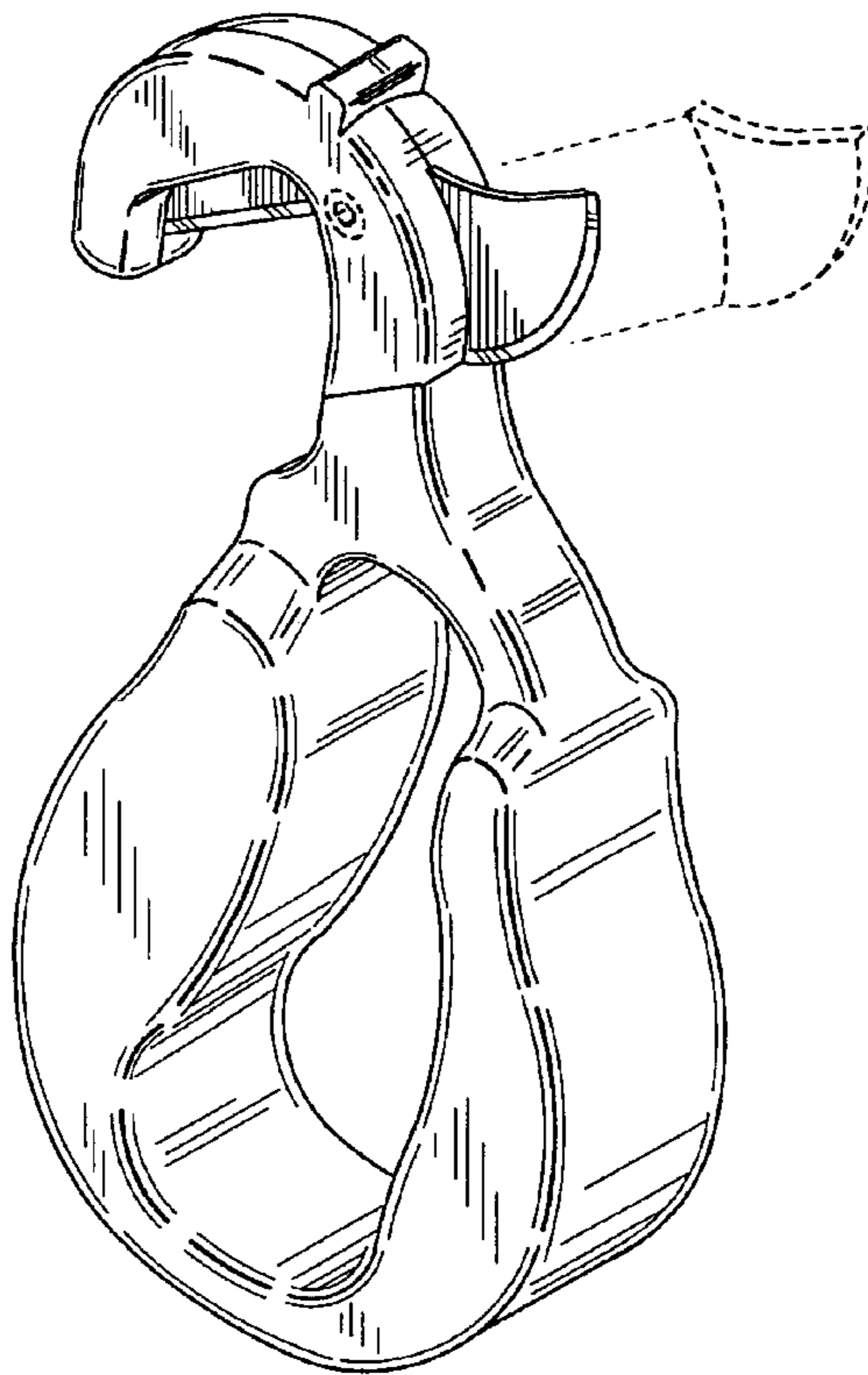
FIG. 4 is a rear elevation view of the invention illustrated in FIG. 1;

FIG. 5 is a left elevation view of the invention illustrated in FIG. 1;

FIG. 6 is a bottom plan view of the invention illustrated in FIG. 1; and,

FIG. 7 is a rear perspective view of the invention illustrated in FIG. 1, the broken lines representing environment and forming no part of the claimed design.

1 Claim, 3 Drawing Sheets



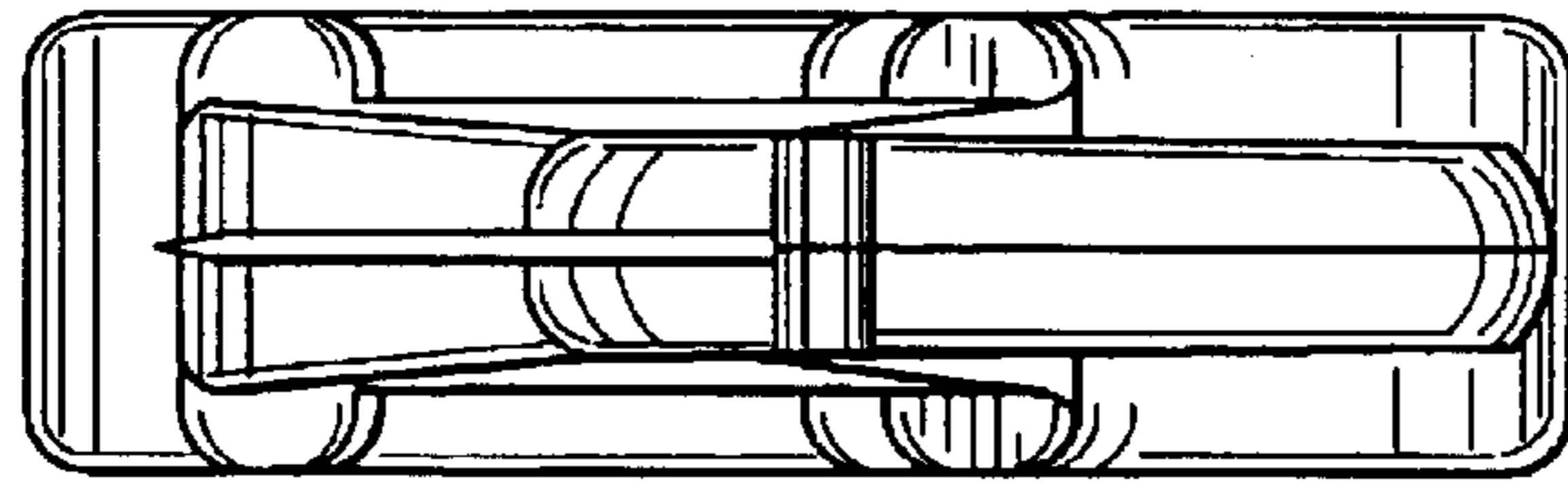


Fig. 2

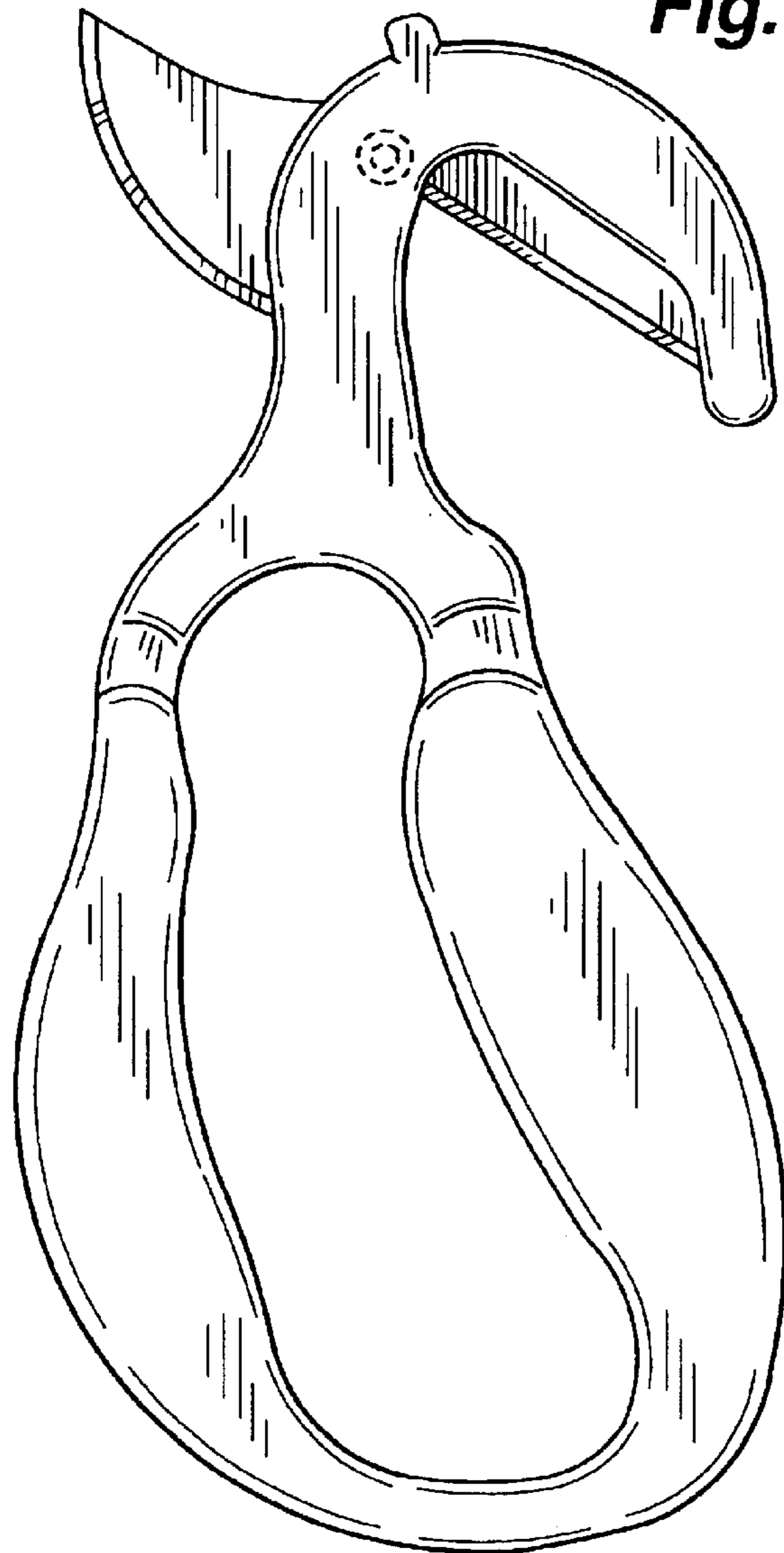


Fig. 1

Fig. 3




Fig. 4

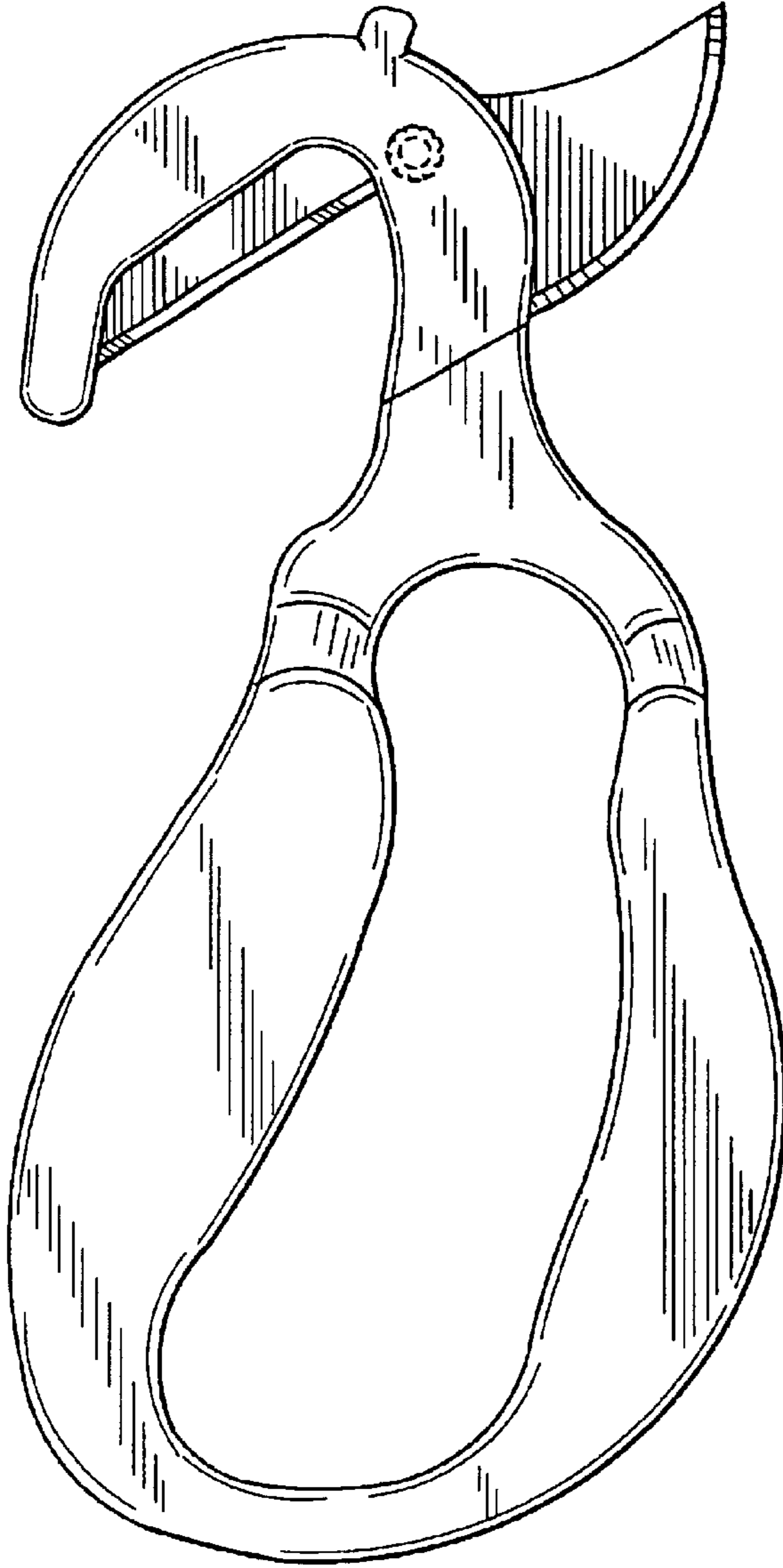


Fig. 5





Fig. 6

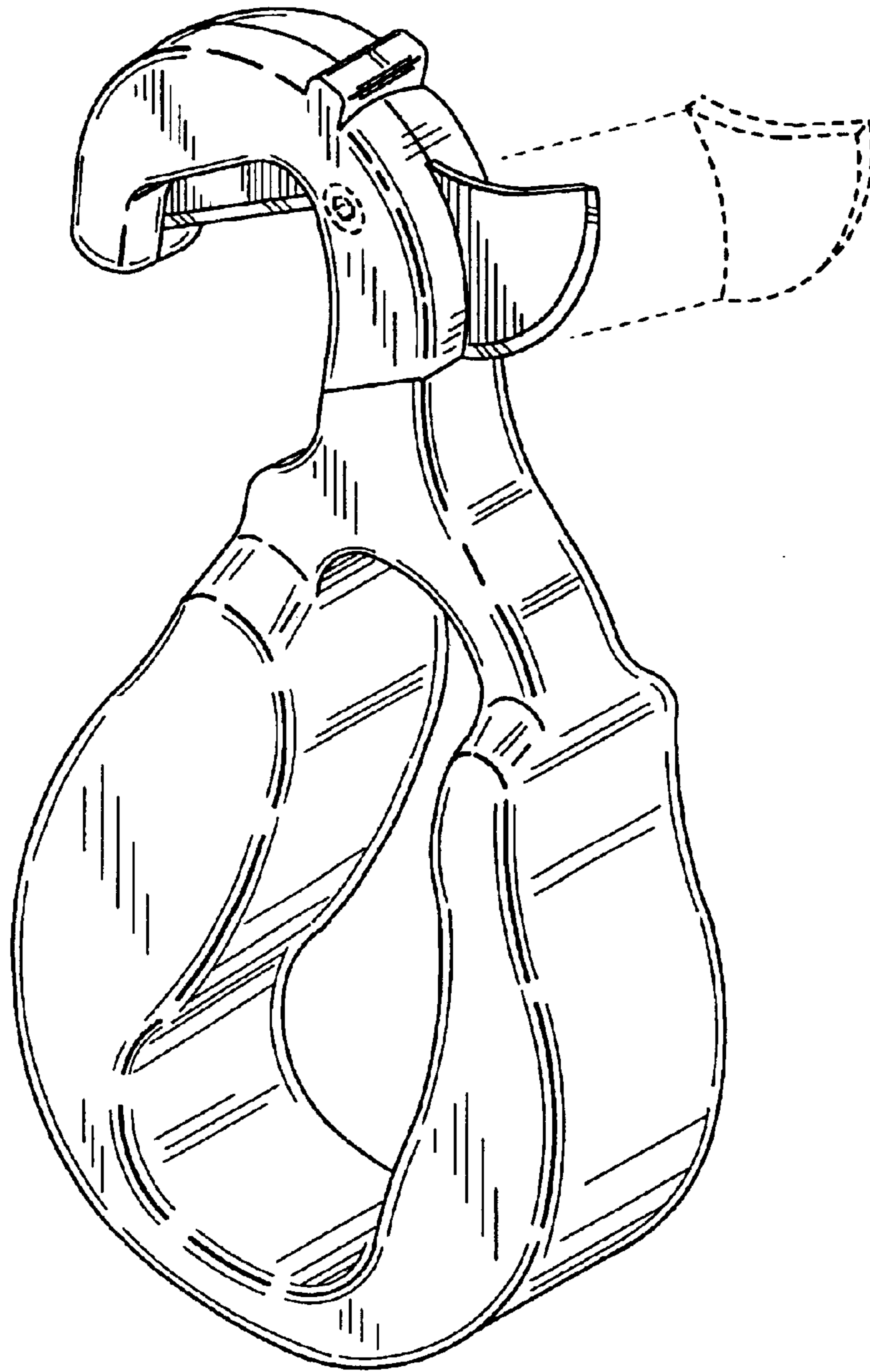


Fig. 7