

US00D501123S

(12) **United States Design Patent**  
**Rasa**

(10) **Patent No.:** **US D501,123 S**  
(45) **Date of Patent:** **\*\* Jan. 25, 2005**

(54) **VEGETABLE PEELER**

2,986,813 A \* 6/1961 De Vault ..... 30/280  
D435,202 S \* 12/2000 Ancona et al. .... D7/695

(76) **Inventor:** **Iwan Rasa**, Zollhausstrasse 16,  
CH-8505 Pfyn (CH)

\* cited by examiner

(\*\*) **Term:** **14 Years**

*Primary Examiner*—Terry A. Wallace

(21) **Appl. No.:** **29/181,408**

(57) **CLAIM**

(22) **Filed:** **May 12, 2003**

The ornamental design for a vegetable peeler, as shown and described.

(30) **Foreign Application Priority Data**

**DESCRIPTION**

Nov. 29, 2002 (CH) ..... 129315

(51) **LOC (7) Cl.** ..... **07-04**

(52) **U.S. Cl.** ..... **D7/695**

(58) **Field of Search** ..... D7/693, 695; 30/113.3,  
30/123.5, 123.7, 279.4, 279.6, 280


FIG. 1. is a top plan perspective view.  
FIG. 2. is a rear perspective view from one side.  
FIG. 3. is a front perspective view from one side.  
FIG. 4. is a right side perspective view, the left side being a mirror image.  
FIG. 5. is a rear perspective view; and,  
FIG. 6. is a front perspective view.

(56) **References Cited**

**U.S. PATENT DOCUMENTS**

D181,941 S \* 1/1958 Murphee ..... D7/695

**1 Claim, 1 Drawing Sheet**








Fig. 1




Fig. 4



Fig. 2



Fig. 5




Fig. 3




Fig. 6