

US00D501111S

(12) **United States Design Patent**
Lan

(10) **Patent No.:** **US D501,111 S**
(45) **Date of Patent:** **** Jan. 25, 2005**

(54) **FLOOR MAT**

(76) **Inventor:** **Yu-Fei Lan**, No. 61, Benchou Rd.,
Kangshan Chen, Kaohsiung Hsien (TW)

(**) **Term:** **14 Years**

(21) **Appl. No.:** **29/205,520**

(22) **Filed:** **May 17, 2004**

(51) **LOC (7) Cl.** **06-11**

(52) **U.S. Cl.** **D6/582**

(58) **Field of Search** **D6/582; 4/251.1,**
4/583; 15/215; 428/88

(56) **References Cited**

U.S. PATENT DOCUMENTS

D19,347 S * 10/1889 McChaffee D7/565
D153,254 S * 4/1949 Biva D6/592

* cited by examiner

Primary Examiner—Holly Baynham

(74) *Attorney, Agent, or Firm*—William E. Pelton, Esq.

(57) **CLAIM**

The ornamental design for a floor mat, as shown and described.

DESCRIPTION

FIG. 1 is a perspective view of a floor mat, showing my new design;

FIG. 2 is a front view thereof;

FIG. 3 is a rear view thereof;

FIG. 4 is a left view thereof;

FIG. 5 is a right view thereof;


FIG. 6 is a top view thereof, wherein the broken lines in the figure form no part of the claimed design and represent the boundaries of one repeat unit of the surface pattern applied to the top of the claimed floor mat;

FIG. 7 is a bottom view thereof.

FIG. 8 is an enlarged fragmented front view of FIG. 2; and,

FIG. 9 is an enlarged repeat unit of the surface pattern.

1 Claim, 6 Drawing Sheets






FIG.1



FIG. 2



FIG. 3



FIG. 4



FIG. 5




FIG.6




FIG. 7

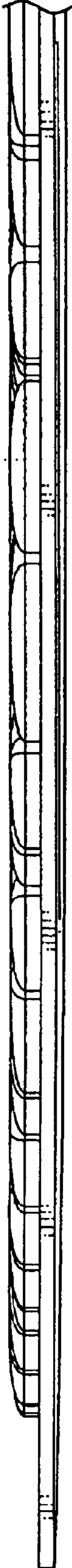


FIG.8




FIG.9