

US00D501108S

(12) **United States Design Patent**
Gilbert

(10) **Patent No.:** **US D501,108 S**

(45) **Date of Patent:** **** Jan. 25, 2005**

(54) **ACCESSORY POST**

(75) **Inventor:** **Christopher Jon Gilbert**, Moreland Hills, OH (US)

(73) **Assignee:** **Moen Incorporated**, North Olmsted, OH (US)

(**) **Term:** **14 Years**

(21) **Appl. No.:** **29/198,233**

(22) **Filed:** **Jan. 27, 2004**

(51) **LOC (7) Cl.** **23-02**

(52) **U.S. Cl.** **D6/524**

(58) **Field of Search** D6/546-550, 518-519, D6/522-524; D8/300, 303, 315-321, 354, 363, 373, 380; 108/28-29; 211/13.1, 16, 60.1, 86.01, 87.01, 88.01, 88.04, 100, 105.1-105.2, 123, 126.1, 133.6, 134, 161.1, 182; 248/175, 176.1, 200, 251, 302, 309.1; 16/110.1, 412, 415; 242/570, 590, 595-598; 206/389, 557

(56) **References Cited**

U.S. PATENT DOCUMENTS

- D386,923 S 12/1997 Moore
- D388,272 S 12/1997 Moore
- D391,831 S * 3/1998 Doughty et al. D6/524
- D409,867 S 5/1999 Sweetman
- D416,419 S * 11/1999 Chen D6/550
- D435,749 S 1/2001 Ming-Hsiao
- D451,324 S * 12/2001 Lai D6/524
- D451,737 S * 12/2001 Chen D6/550
- D452,402 S * 12/2001 Chen D6/550

- D453,437 S 2/2002 Gilbert
- D454,273 S 3/2002 Meck et al.
- D454,456 S 3/2002 Meck et al.
- D454,459 S 3/2002 Meck et al.
- D466,736 S * 12/2002 Ouyoung D6/524
- D481,235 S * 10/2003 Gilbert D6/524
- D488,943 S * 4/2004 Bates D6/524

* cited by examiner

Primary Examiner—Brian N. Vinson

(74) *Attorney, Agent, or Firm*—Calfee, Halter & Griswold LLP

(57) **CLAIM**

The ornamental design for an accessory post, as shown and described.

DESCRIPTION

FIG. 1 is a perspective view of an accessory post of the new design;
 FIG. 2 is top plan view of the accessory post of FIG. 1;
 FIG. 3 is a left side elevational view of the accessory post of FIG. 1;
 FIG. 4 is a front elevational view of the accessory post of FIG. 1;
 FIG. 5 is a right side elevational view of the accessory post of FIG. 1;
 FIG. 6 is a bottom plan view of the accessory post of FIG. 1; and,
 FIG. 7 is a rear elevational view thereof.
 The broken-line disclosure in the views is for illustrative purposes only, with the claimed design being limited to the full-line disclosure.

1 Claim, 1 Drawing Sheet




FIG. 1

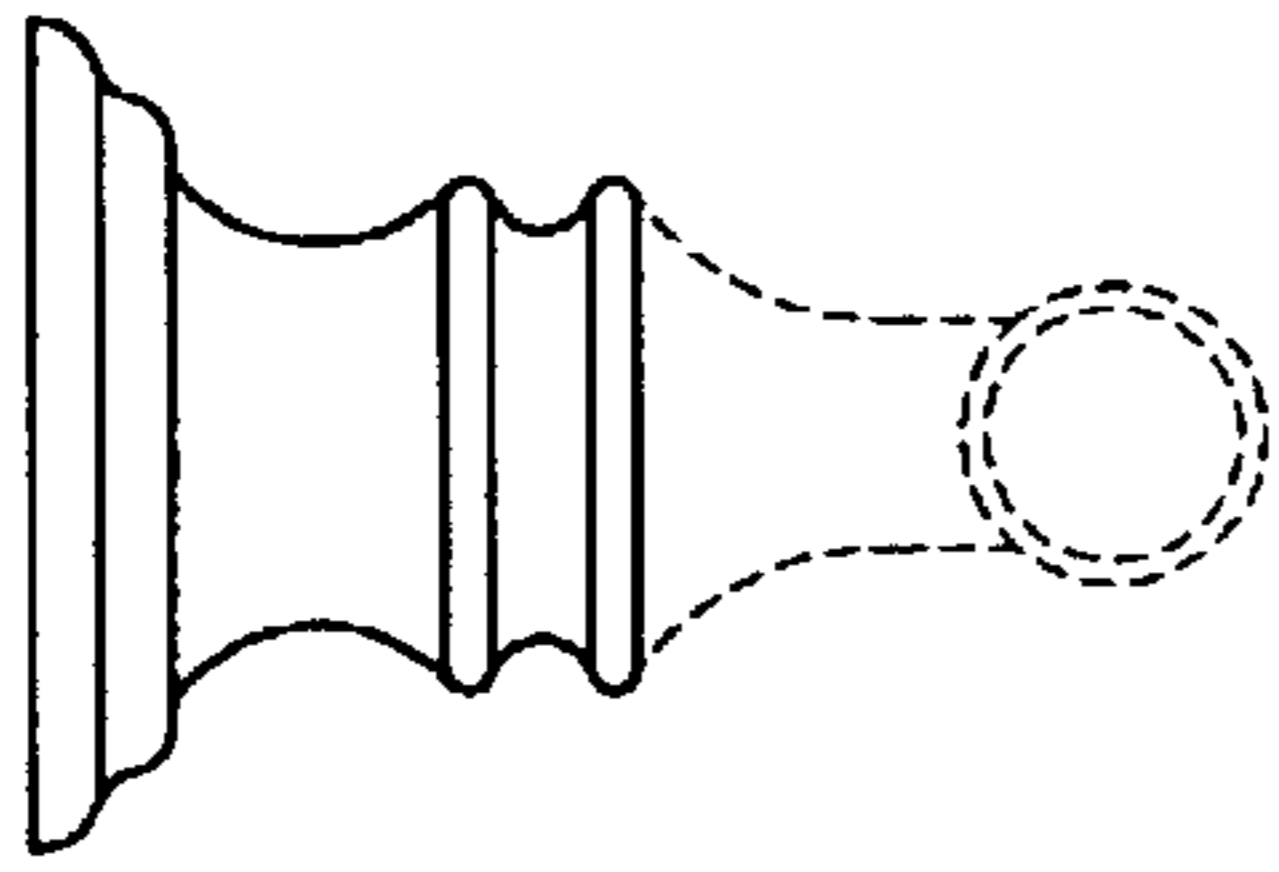



FIG. 2

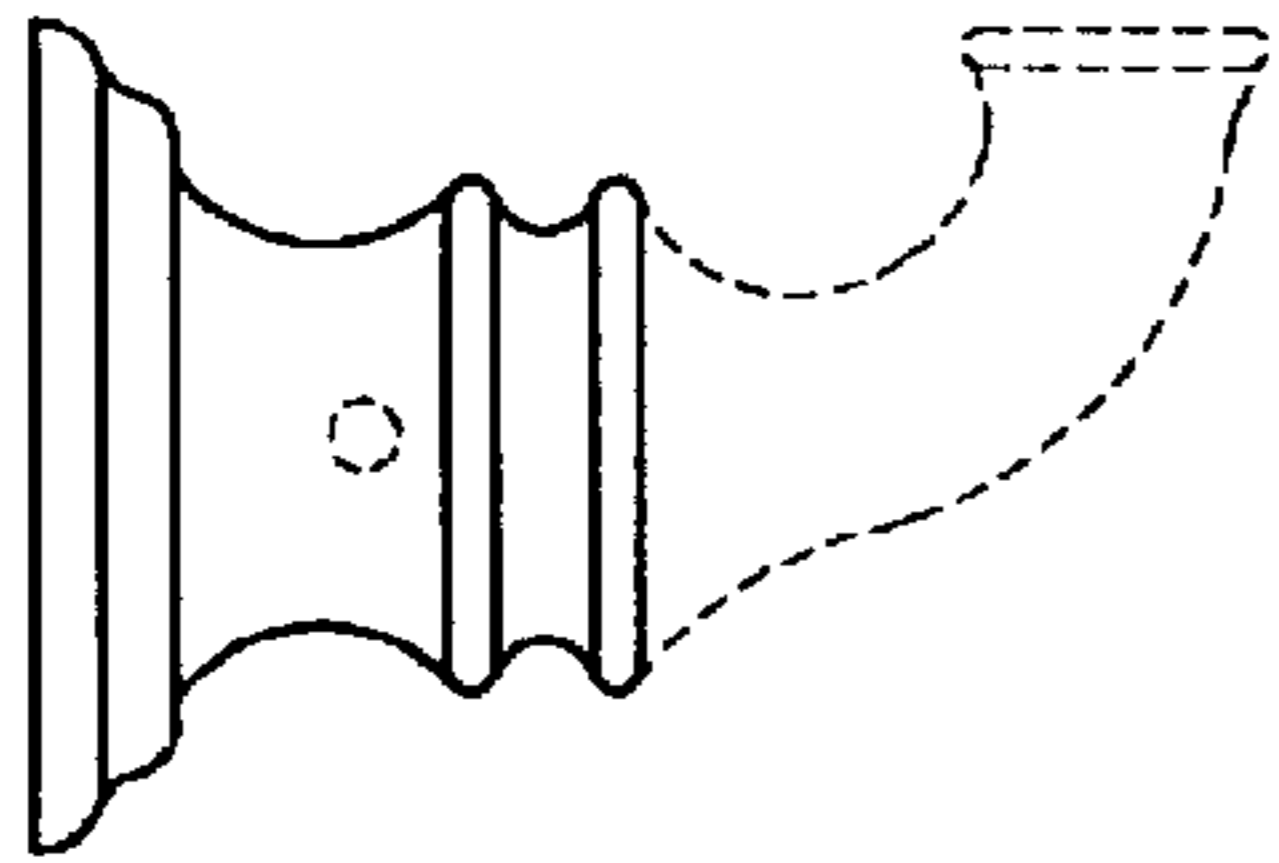


FIG. 3

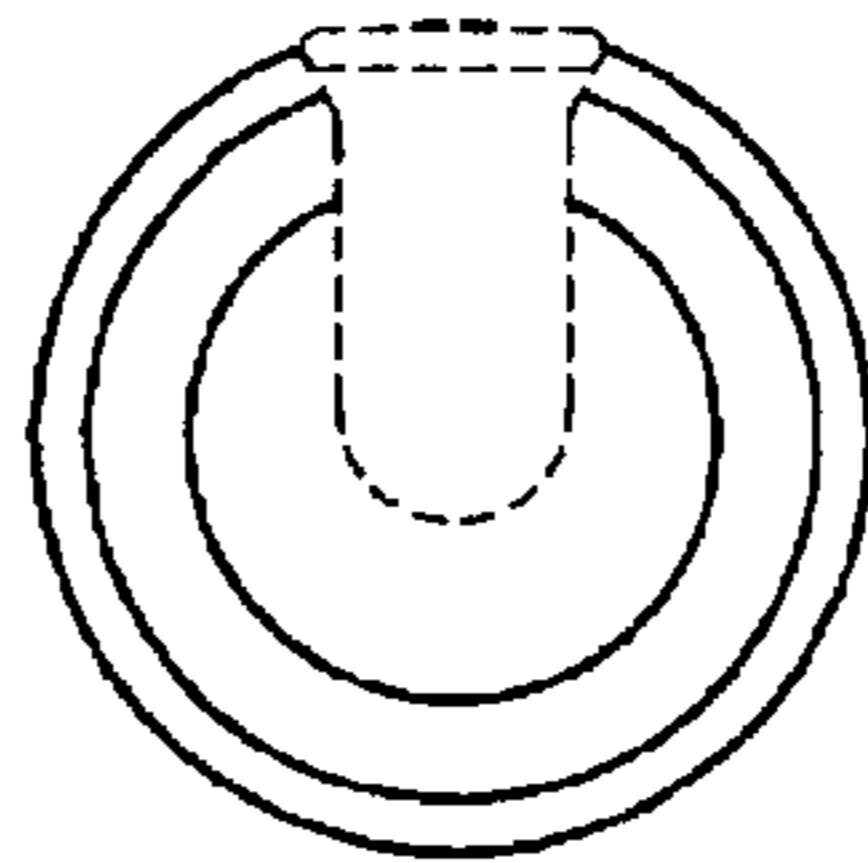


FIG. 4

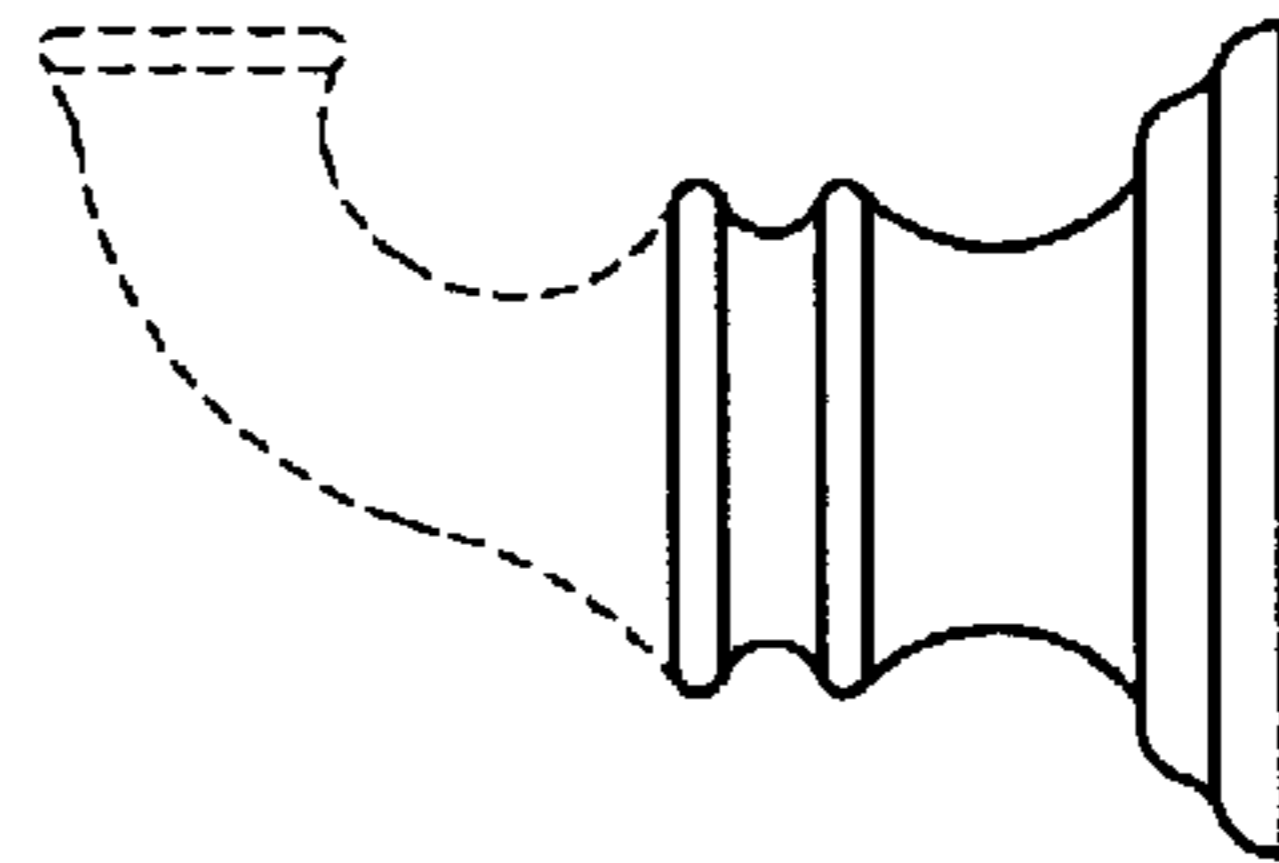


FIG. 5

FIG. 6

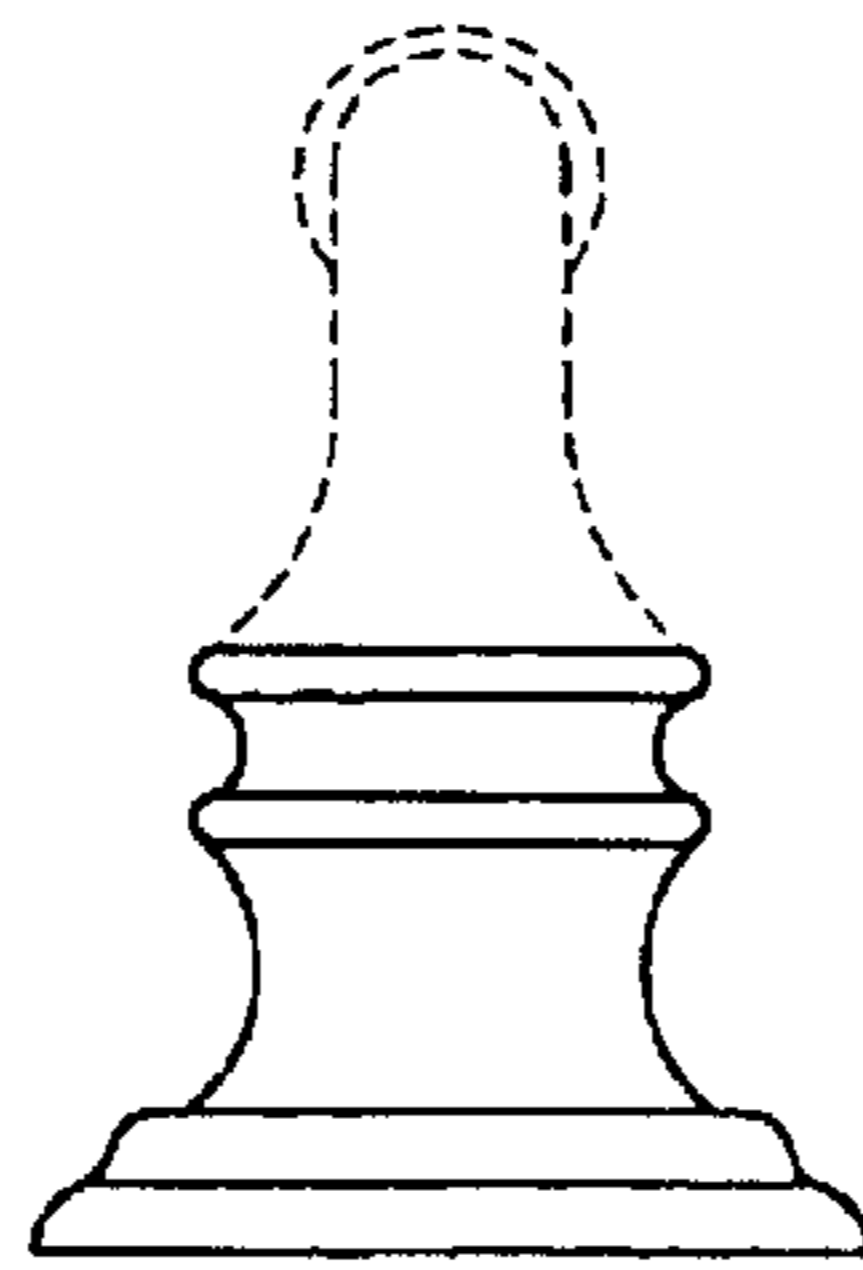


FIG. 7

