

US00D501106S

(12) **United States Design Patent**  
**Suero, Jr.**

(10) **Patent No.:** **US D501,106 S**  
(45) **Date of Patent:** **\*\* Jan. 25, 2005**

(54) **DOOR CADDY**

(75) Inventor: **Jose Suero, Jr., Newark, DE (US)**

(73) Assignee: **Zenith Products Corp., New Castle, DE (US)**

(\*\*) Term: **14 Years**

(21) Appl. No.: **29/183,368**

(22) Filed: **Jun. 11, 2003**

(51) **LOC (7) Cl.** ..... **06-06**

(52) **U.S. Cl.** ..... **D6/514; D6/566**

(58) **Field of Search** ..... D6/512-514, 552,  
D6/553, 524, 525, 566, 570; 211/13.1,  
106, 70.6, 134, 70.7, 71.01, 86.01, 90.01,  
90.03, 126.1, 181.1; 248/302

(56) **References Cited**

**U.S. PATENT DOCUMENTS**

- D354,412 S \* 1/1995 Emery ..... D6/514
- D365,239 S \* 12/1995 Emery et al. .... D6/566
- D393,970 S \* 5/1998 Lee ..... D6/514

- D412,080 S \* 7/1999 Emery et al. .... D6/513
- D428,745 S \* 8/2000 Patel et al. .... D6/525
- D433,316 S \* 11/2000 Snell ..... D8/372
- D461,706 S \* 8/2002 Goodman et al. .... D6/513
- D470,394 S \* 2/2003 Harwanko ..... D6/513
- D479,073 S \* 9/2003 Snell ..... D6/525

\* cited by examiner

*Primary Examiner*—Brian N Vinson

(74) *Attorney, Agent, or Firm*—Edgar A. Zarins; Lloyd D. Doigan

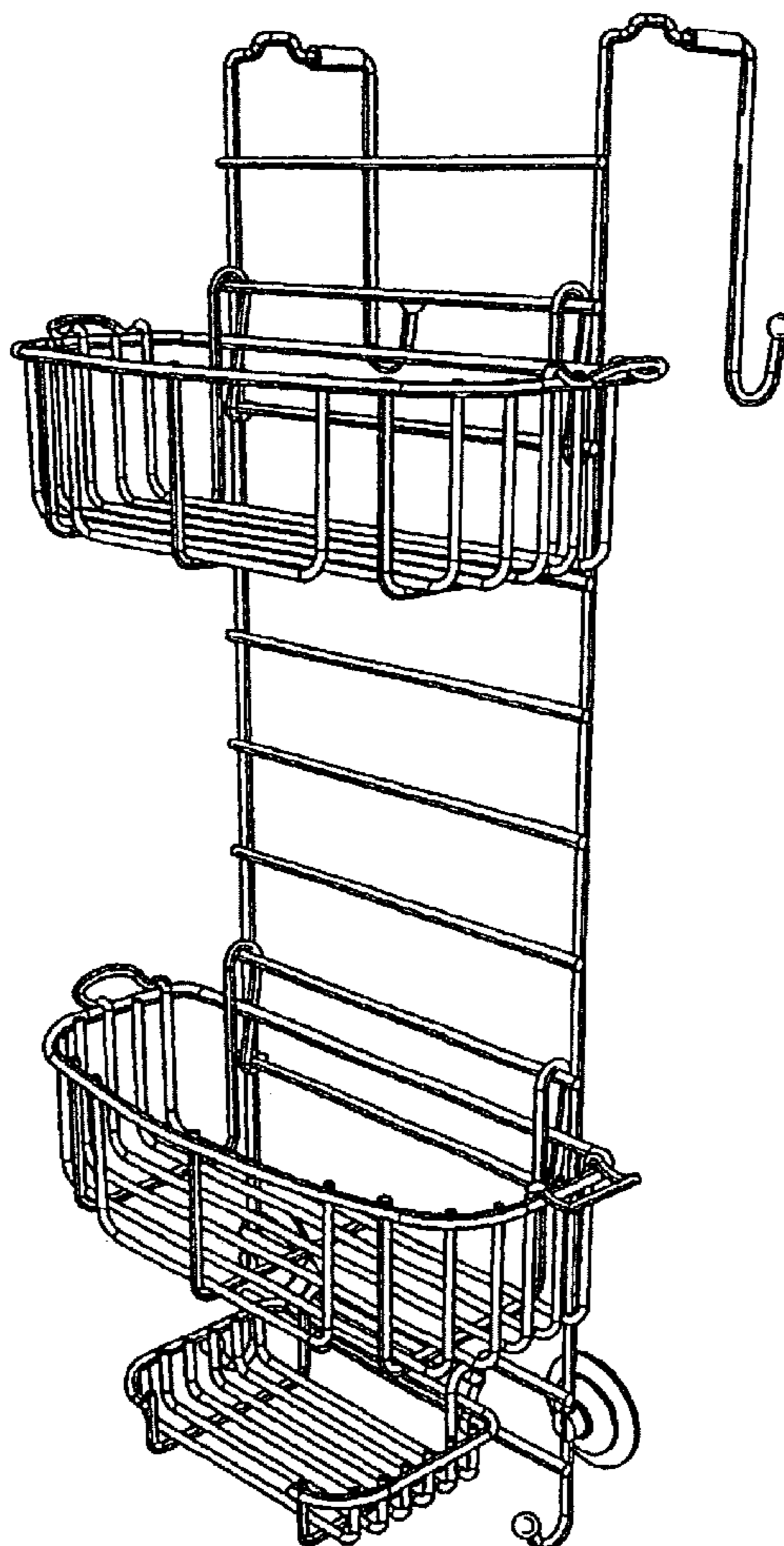
(57) **CLAIM**

The ornamental design for a door caddy, as shown and described.

**DESCRIPTION**

FIG. 1 is a perspective view of a door caddy showing my new design;  
FIG. 2 is a front elevational view thereof;  
FIG. 3 is a right side view thereof, the opposite side being a mirror image of the side shown; and,  
FIG. 4 is a top plan view thereof.

**1 Claim, 4 Drawing Sheets**



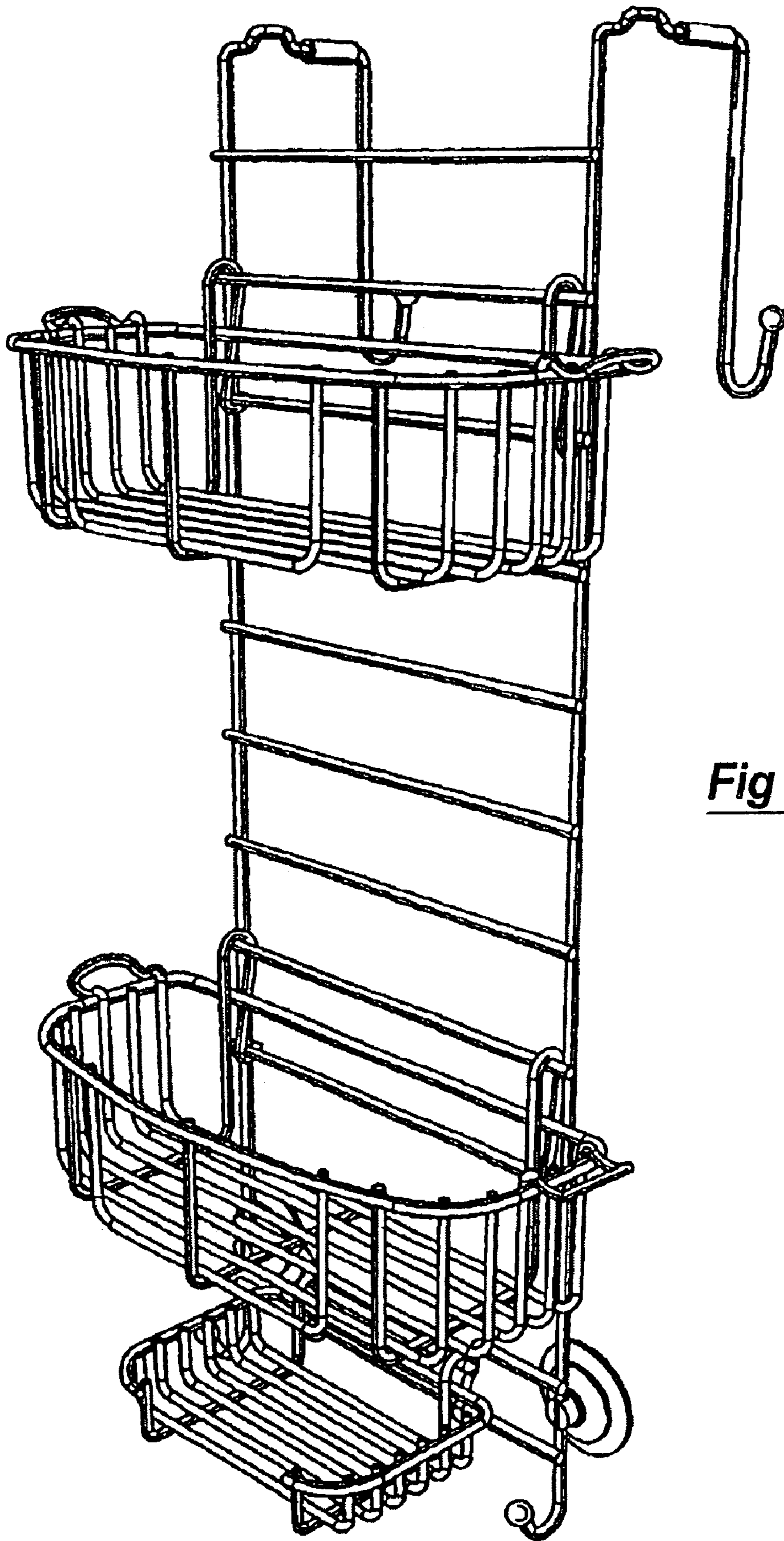


Fig - 1

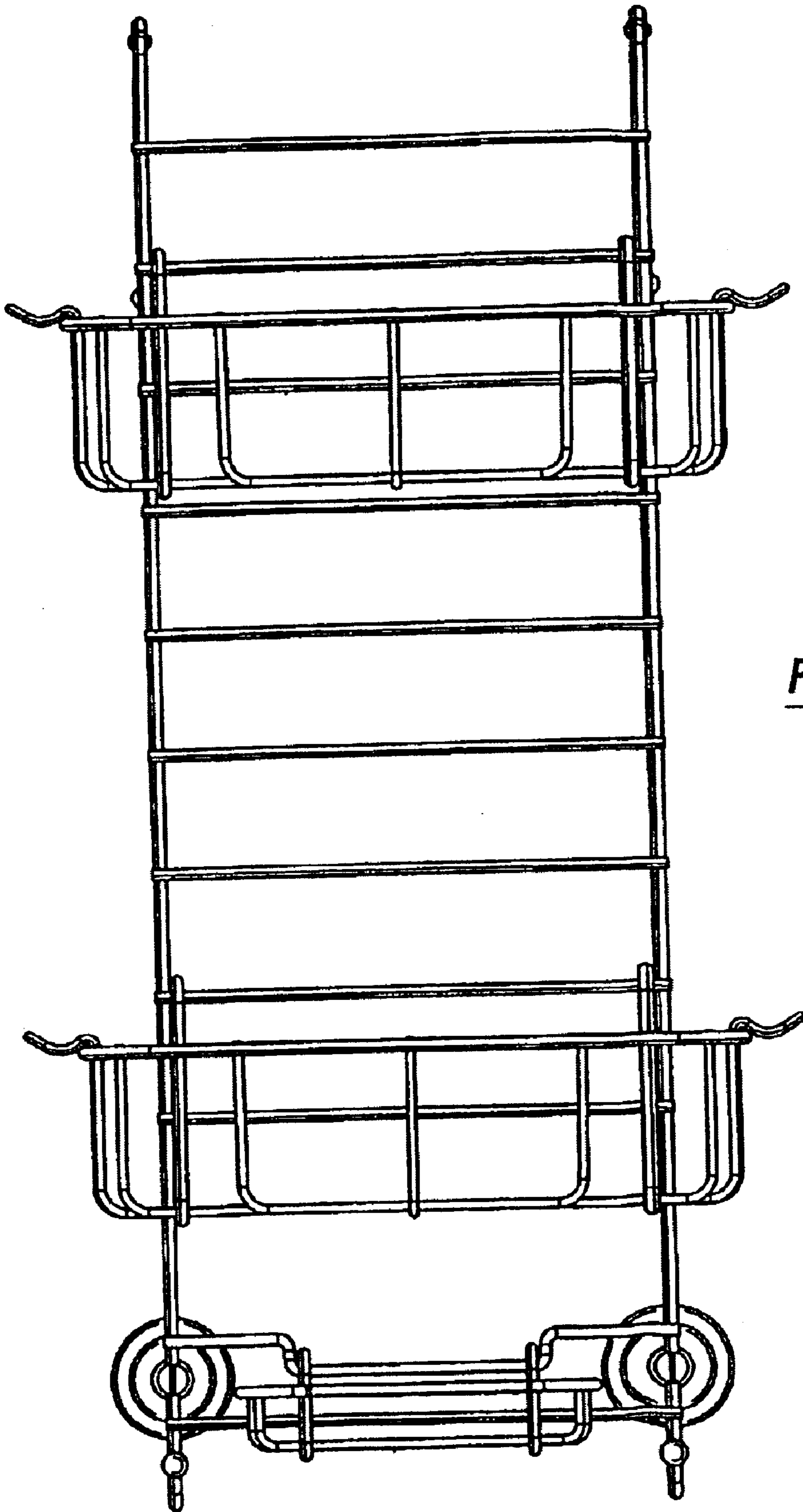


Fig - 2

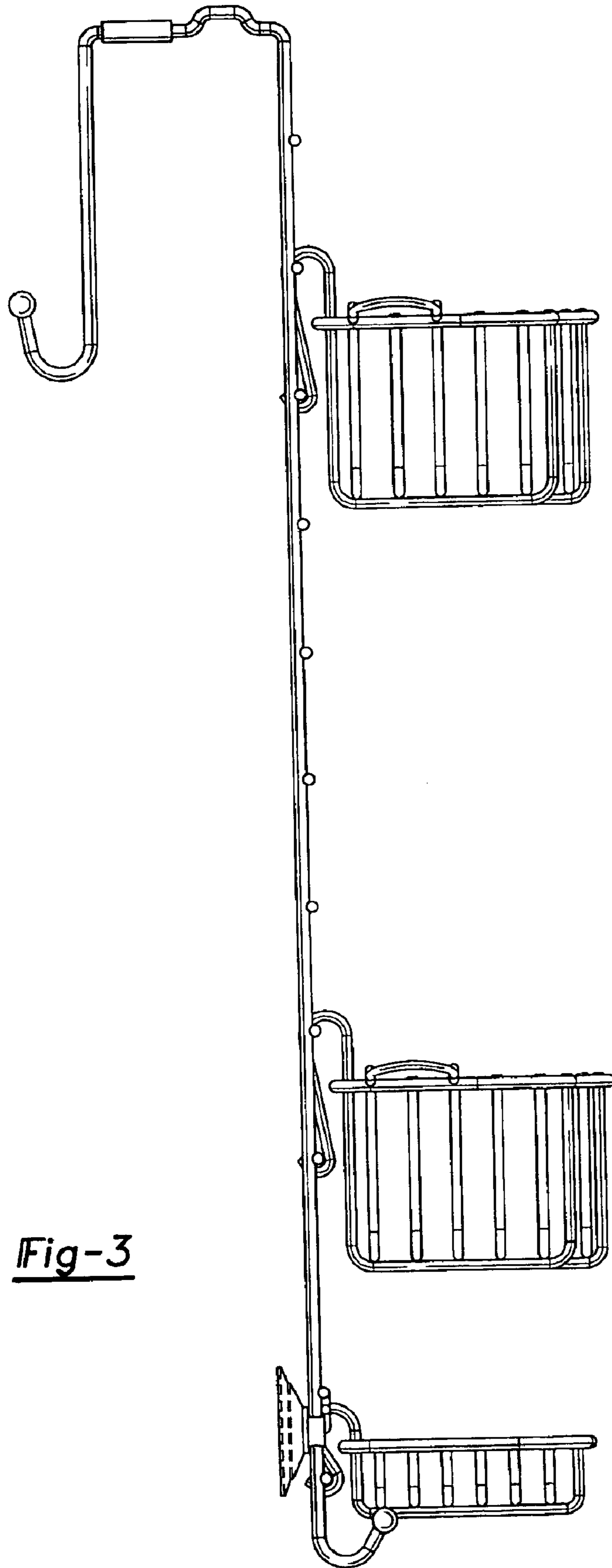


Fig-3

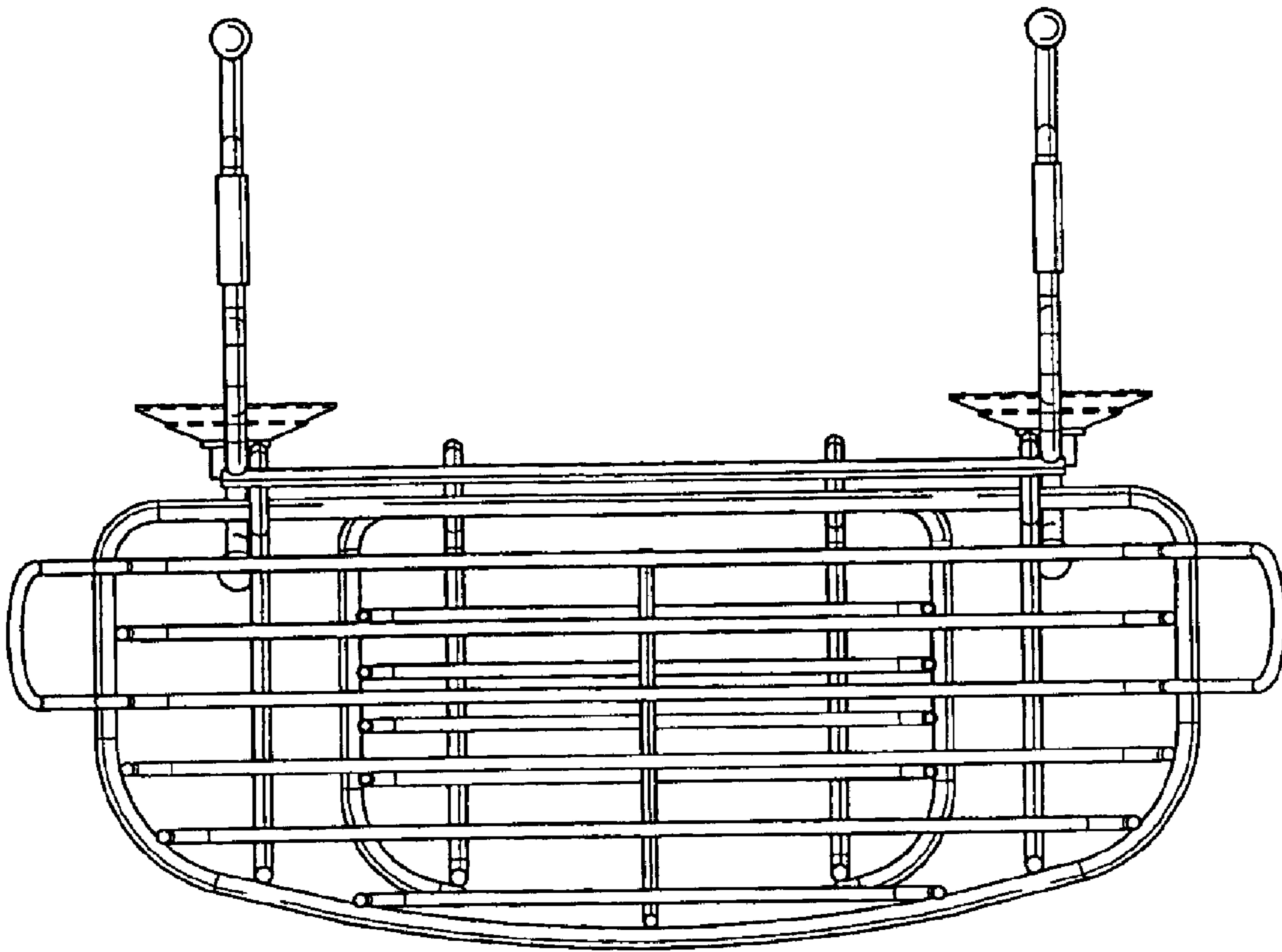


Fig-4