

US00D501104S

(12) **United States Design Patent**
Lawson

(10) **Patent No.:** **US D501,104 S**
(45) **Date of Patent:** **** Jan. 25, 2005**

(54) **DRY BAR**

(75) Inventor: **John Russell Lawson**, Morganton, NC (US)

(73) Assignee: **Lane Furniture Industries, Inc.**, Tupelo, MS (US)

(**) Term: **14 Years**

(21) Appl. No.: **29/187,133**

(22) Filed: **Jul. 28, 2003**

(51) **LOC (7) Cl.** **06-03**

(52) **U.S. Cl.** **D6/481; D6/442**

(58) **Field of Search** D6/480-489, 442, D6/432; 312/140.1, 140.2, 140.3, 267, 270.1, 270.2, 351.2

(56) **References Cited**

U.S. PATENT DOCUMENTS

- D91,601 S * 2/1934 Zatzkin D6/477
- D233,105 S * 10/1974 Levine D6/442
- 3,866,550 A * 2/1975 Geschwender 108/157.14

OTHER PUBLICATIONS

Willow and Reed, table in center.*
Photo of Bar, source and date unknown, available as of the filing date.

* cited by examiner

Primary Examiner—Janice E. Seeger

(74) *Attorney, Agent, or Firm*—Womble Carlyle Sandridge & Rice, PLLC

(57) **CLAIM**

The ornamental design for a dry bar, as shown and described.

DESCRIPTION

FIG. 1 is a left front perspective view of a dry bar showing my new design;


FIG. 2 is a front perspective view thereof;

FIG. 3 is a side elevational view, the opposite side being a mirror image thereof; and,

FIG. 4 is a top view thereof.

The views of the dry bar not shown form no part of the claimed design. The fragmented depiction of surface ornamentation shown on the front and side panels of the claimed design is understood to exist uniformly across those surfaces. The broken lines depicting handles represent environmental elements only and form no part of the claimed design.

1 Claim, 3 Drawing Sheets






FIG. 1

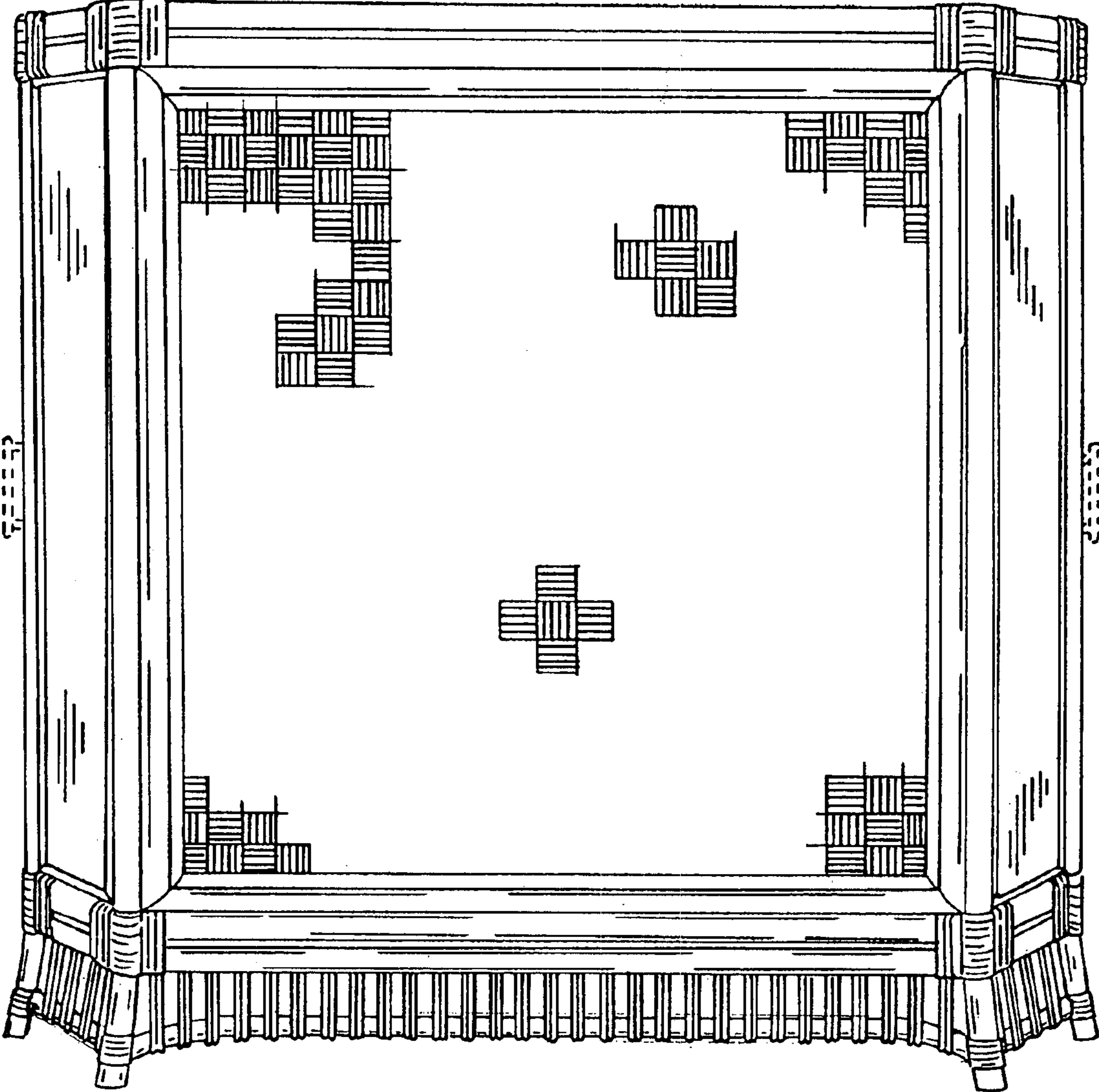


FIG. 2

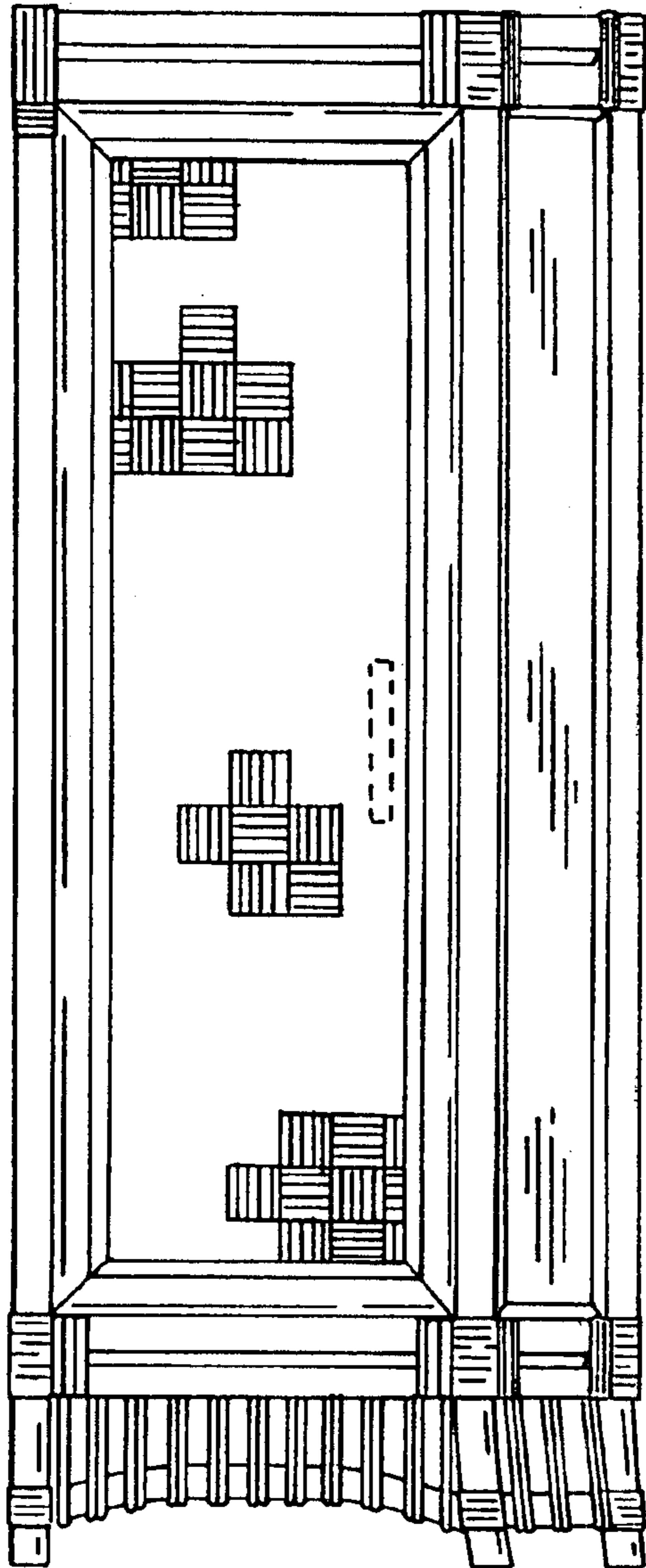


FIG. 3




FIG. 4