

US00D501095S

(12) **United States Design Patent**
Zydko Hoyas et al.

(10) **Patent No.: US D501,095 S**
(45) **Date of Patent: ** Jan. 25, 2005**

(54) **SEATING ARRANGEMENT**

- (75) Inventors: **Paula M. Zydko Hoyas**, Monroe, MI (US); **Wendy E. Mastal**, Rockwood, MI (US)
- (73) Assignee: **LaOZOBoy Incorporated**, Monroe, MI (US)
- (**) Term: **14 Years**
- (21) Appl. No.: **29/178,987**
- (22) Filed: **Apr. 2, 2003**
- (51) **LOC (7) Cl.** **06-01**
- (52) **U.S. Cl.** **D6/335**
- (58) **Field of Search** D6/334-336, 360, D6/364, 365, 367, 381, 500-502; 297/232, 281, 445.1

(56) **References Cited**

U.S. PATENT DOCUMENTS

D155,624 S	*	10/1949	Pahlmann	D6/336
D260,058 S	*	8/1981	Ponzellini	D6/336
D289,831 S	*	5/1987	Leib	D6/334
D368,377 S	*	4/1996	Laslo	D6/334
D373,911 S	*	9/1996	Paus	D6/381
D432,336 S	*	10/2000	Gibson	D6/335
D442,375 S	*	5/2001	Stammberger	D6/335
D447,350 S	*	9/2001	Carlson	D6/336

* cited by examiner

Primary Examiner—Stacia Cadmus

Assistant Examiner—Mimosa De

(74) *Attorney, Agent, or Firm*—Harness, Dickey & Pierce, P.L.C.

(57) **CLAIM**

The ornamental design for a seating arrangement, as shown and described.

DESCRIPTION

FIG. 1 is a front perspective view of a seating arrangement in accordance with a first preferred embodiment of the present invention;

FIG. 2 is a front elevational view of the seating arrangement shown in FIG. 1;

FIG. 3 is a right side elevational view of the seating arrangement shown in FIG. 1, the left side elevational view being a mirror image thereof;

FIG. 4 is a top plan view of the of the seating arrangement shown in FIG. 1;

FIG. 5 is a front perspective view of a seating arrangement in accordance with a second preferred embodiment of the present invention;

FIG. 6 is a front elevational view of the seating arrangement shown in FIG. 5;

FIG. 7 is a right side elevational view of the seating arrangement shown in FIG. 5, the left side elevational view being a mirror image thereof; and,

FIG. 8 is a top plan view of the of the seating arrangement shown in FIG. 5.

It will be understood that the bottom view and the rear view of the various embodiments are not illustrated as they form no part of the claimed design, and that the broken lines shown in the figures illustrate structure associated with the present invention but also form no part of the claimed design.

1 Claim, 8 Drawing Sheets






FIGURE 1




FIGURE 2

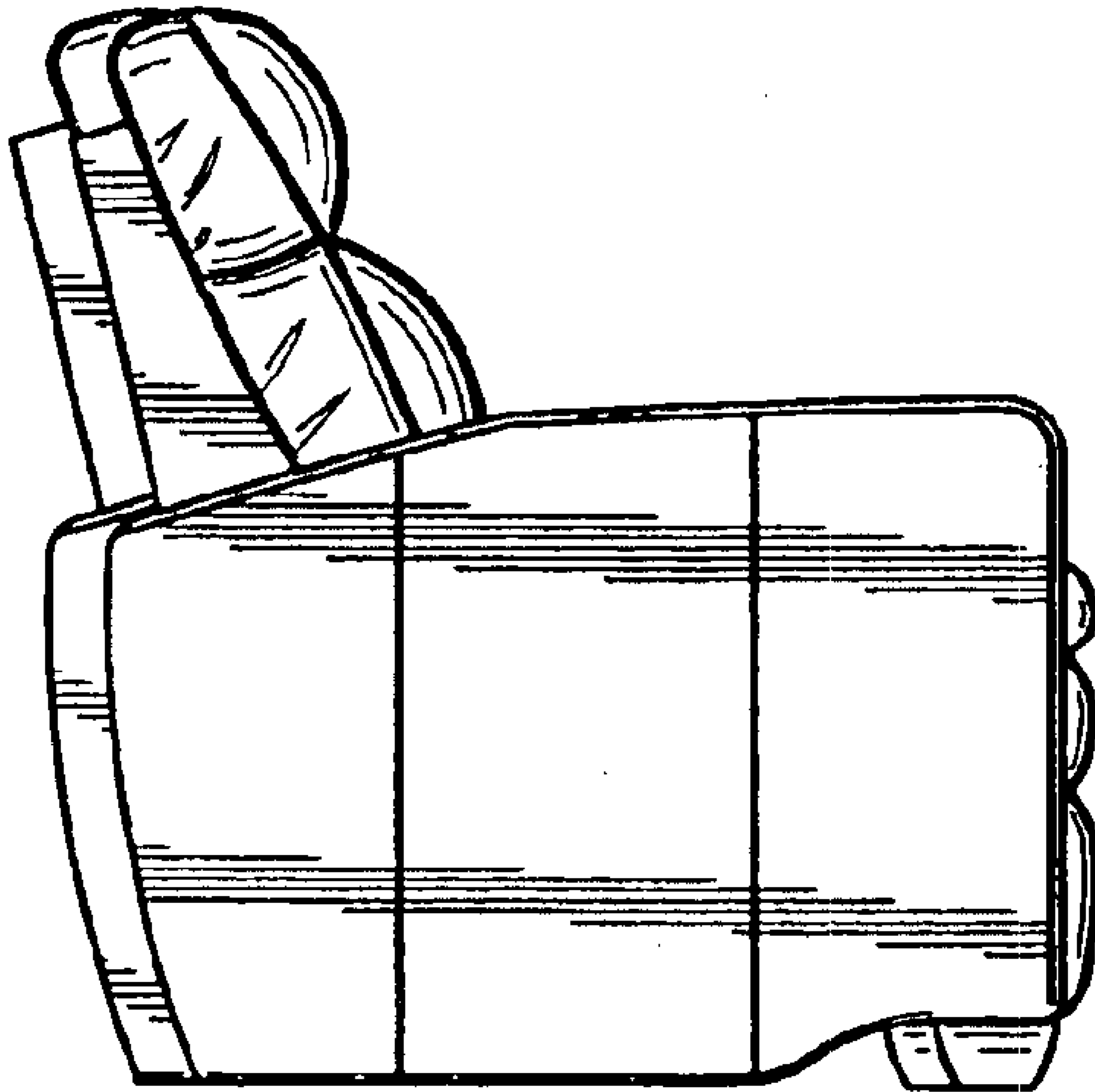


FIGURE 3

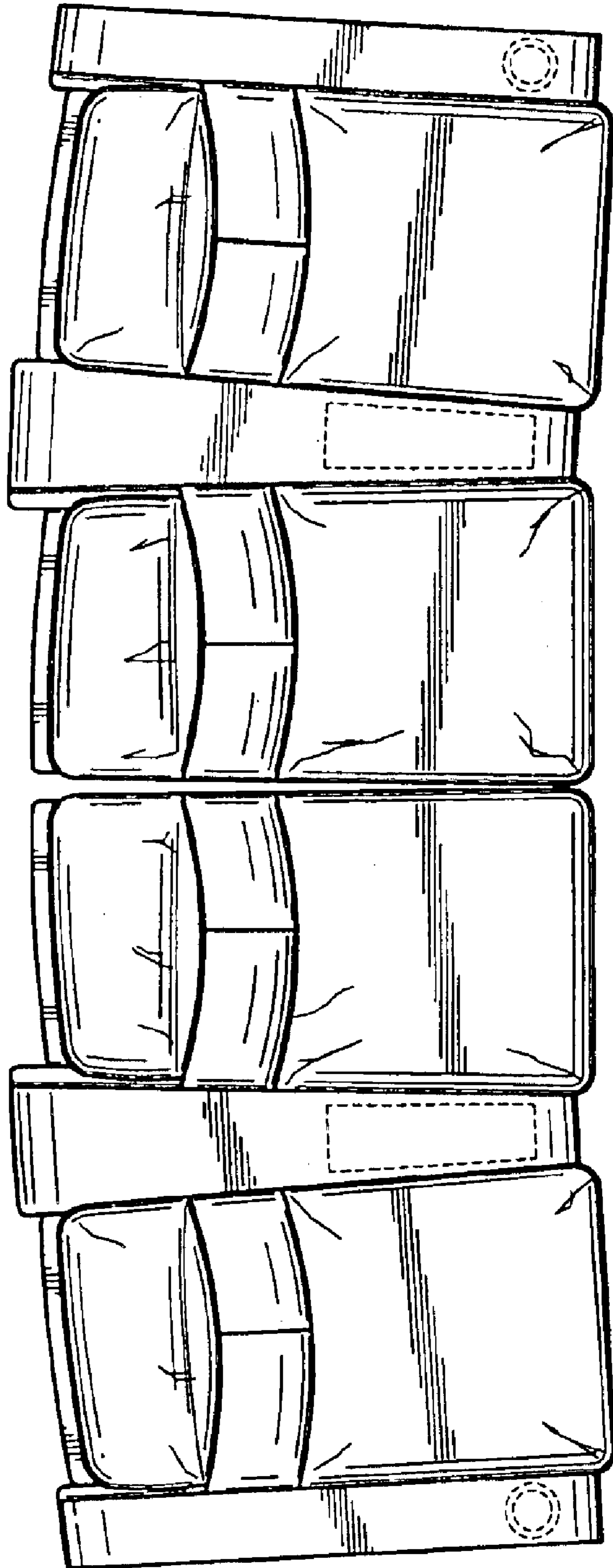


FIGURE 4

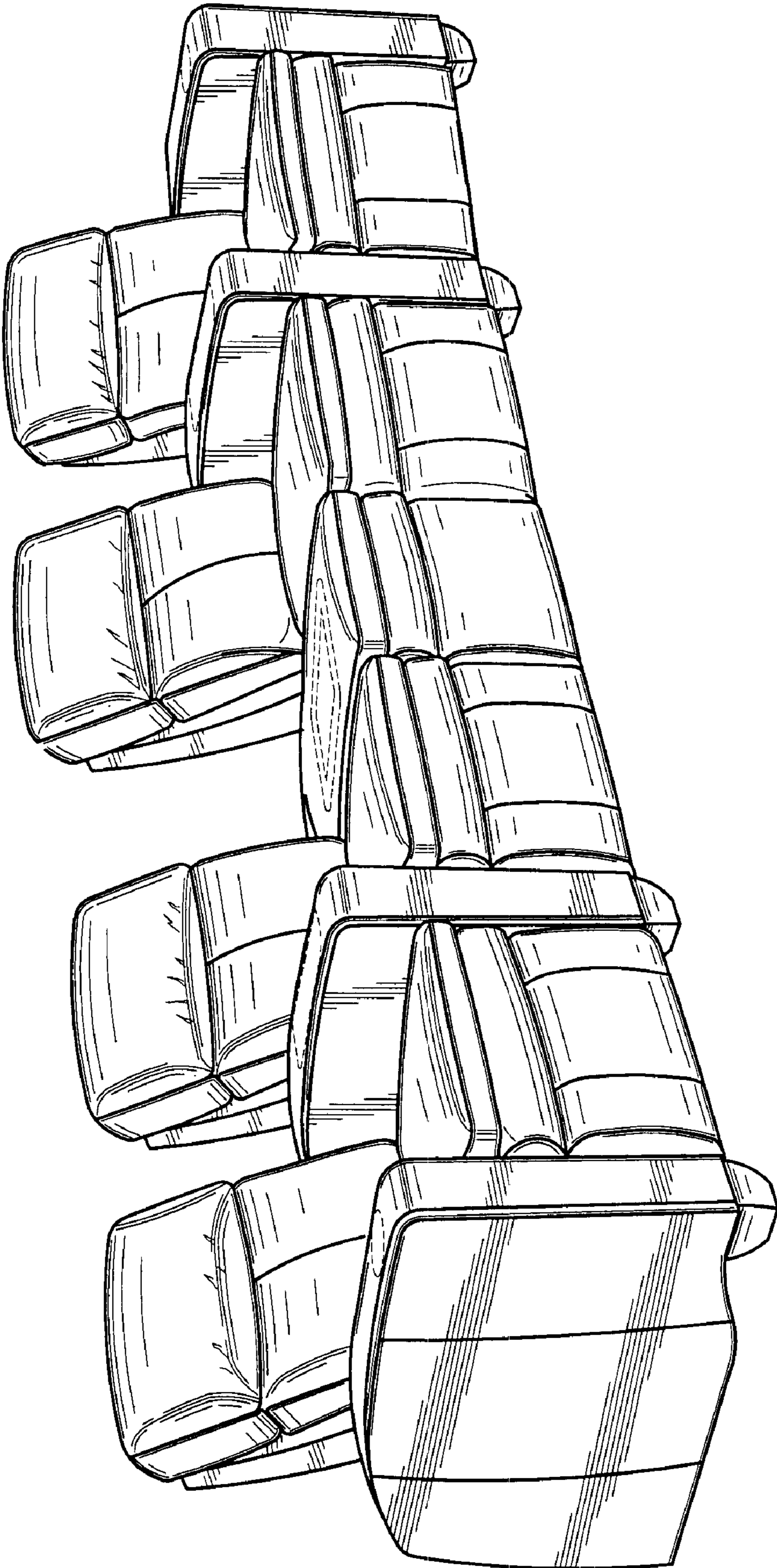


FIGURE 5




FIGURE 6

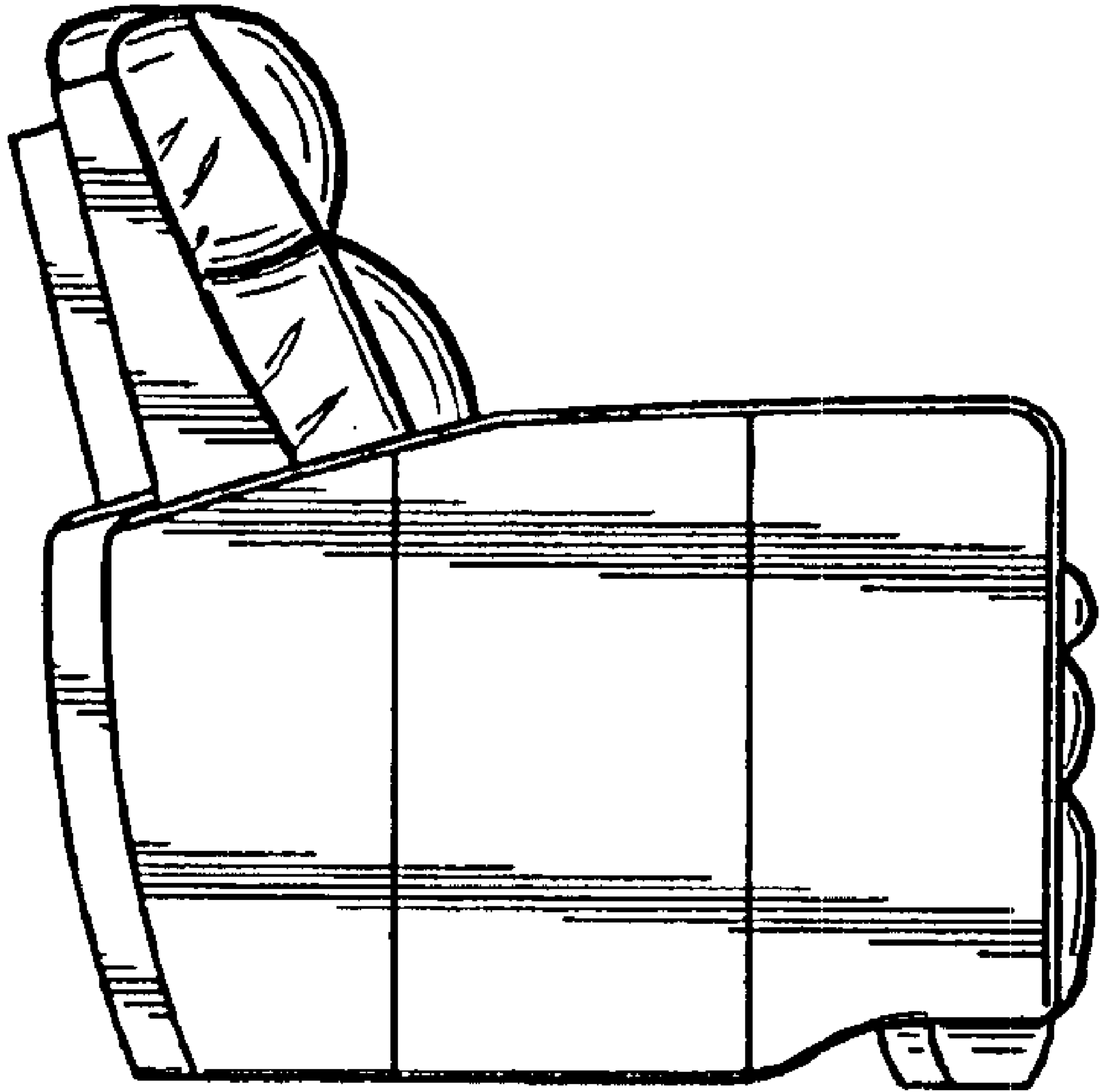


FIGURE 7

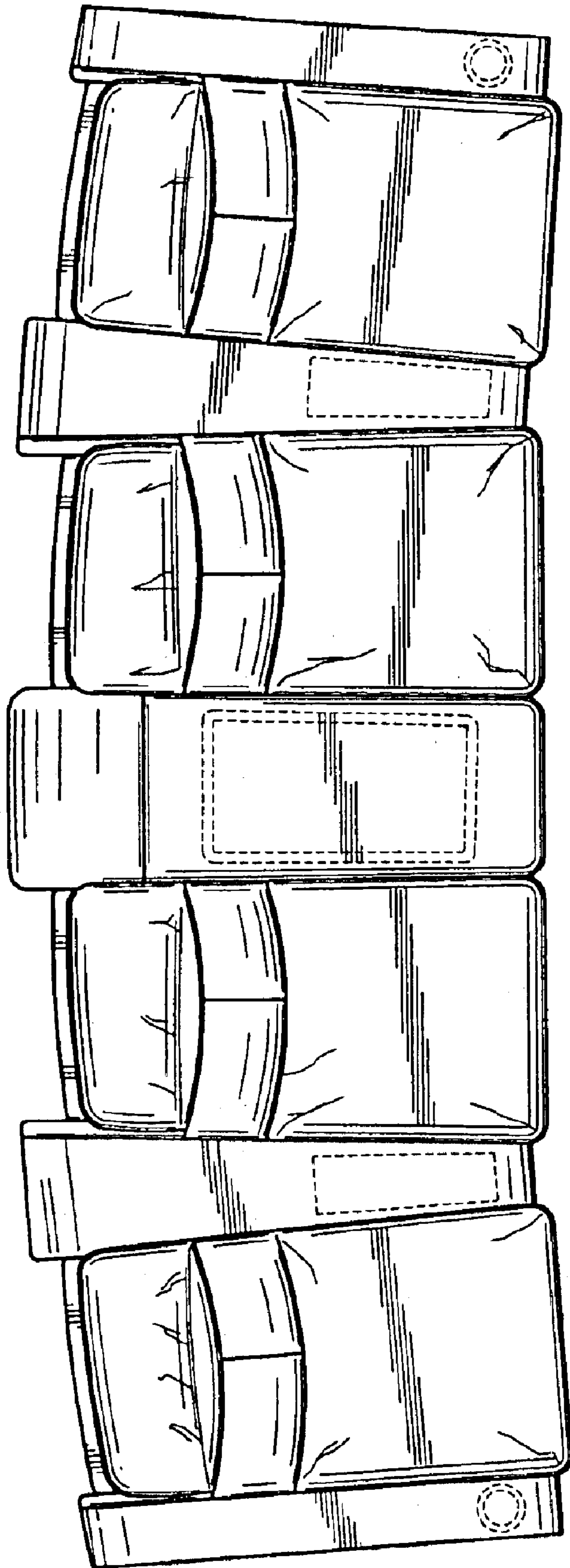


FIGURE 8

UNITED STATES PATENT AND TRADEMARK OFFICE
CERTIFICATE OF CORRECTION

PATENT NO. : Des. 501,095 S
DATED : January 25, 2005
INVENTOR(S) : Paula M. Zydko Hoyas

Page 1 of 1

It is certified that error appears in the above-identified patent and that said Letters Patent is hereby corrected as shown below:

Title page,

Item [73], Assignee, "**La0Z0Boy Incorporated**" should be -- **La-Z-Boy Incorporated** --;

Item [57], **DESCRIPTION,**

Fig. 4, delete second occurrence of "of the";

Fig. 8, delete second occurrence of "of the";

Signed and Sealed this

Thirty-first Day of May, 2005

A handwritten signature in black ink on a dotted background. The signature reads "Jon W. Dudas" in a cursive style.

JON W. DUDAS

Director of the United States Patent and Trademark Office