

US00D501093S

(12) **United States Design Patent**
Barre et al.

(10) **Patent No.: US D501,093 S**
(45) **Date of Patent: ** Jan. 25, 2005**

(54) **COAT HANGER**

(75) Inventors: **Bertrand Barre**, Lapeyrouse (FR);
Francis Lepage, Dommartin (FR);
Xavier Gibert, Chassieu (FR)

(73) Assignee: **The Zebra Company** (FR)

(**) Term: **14 Years**

(21) Appl. No.: **29/199,930**

(22) Filed: **Feb. 20, 2004**

(30) **Foreign Application Priority Data**

Oct. 2, 2003 (FR) 03 4784

(51) **LOC (7) Cl. 06-08**

(52) **U.S. Cl. D6/319**

(58) **Field of Search** D6/315, 317, 318,
D6/319, 326, 513; 211/113; 223/85, 86,
88, 92, 95, DIG. 4

(56) **References Cited**

U.S. PATENT DOCUMENTS

D140,337 S * 2/1945 Hill D6/319
2,810,500 A * 10/1957 Wingate 223/89
D318,573 S * 7/1991 Abdi D6/317

D340,137 S * 10/1993 Tocci D6/317
D407,907 S * 4/1999 Krempa et al. D6/317
D408,156 S * 4/1999 Eiley et al. D6/317
D415,620 S * 10/1999 Prince et al. D6/319
D419,310 S * 1/2000 Abdi D6/317
D471,723 S * 3/2003 Laguelle D6/319

* cited by examiner

Primary Examiner—Stella Reid
Assistant Examiner—Daniel Bui

(74) *Attorney, Agent, or Firm*—Cantor Colburn LLP

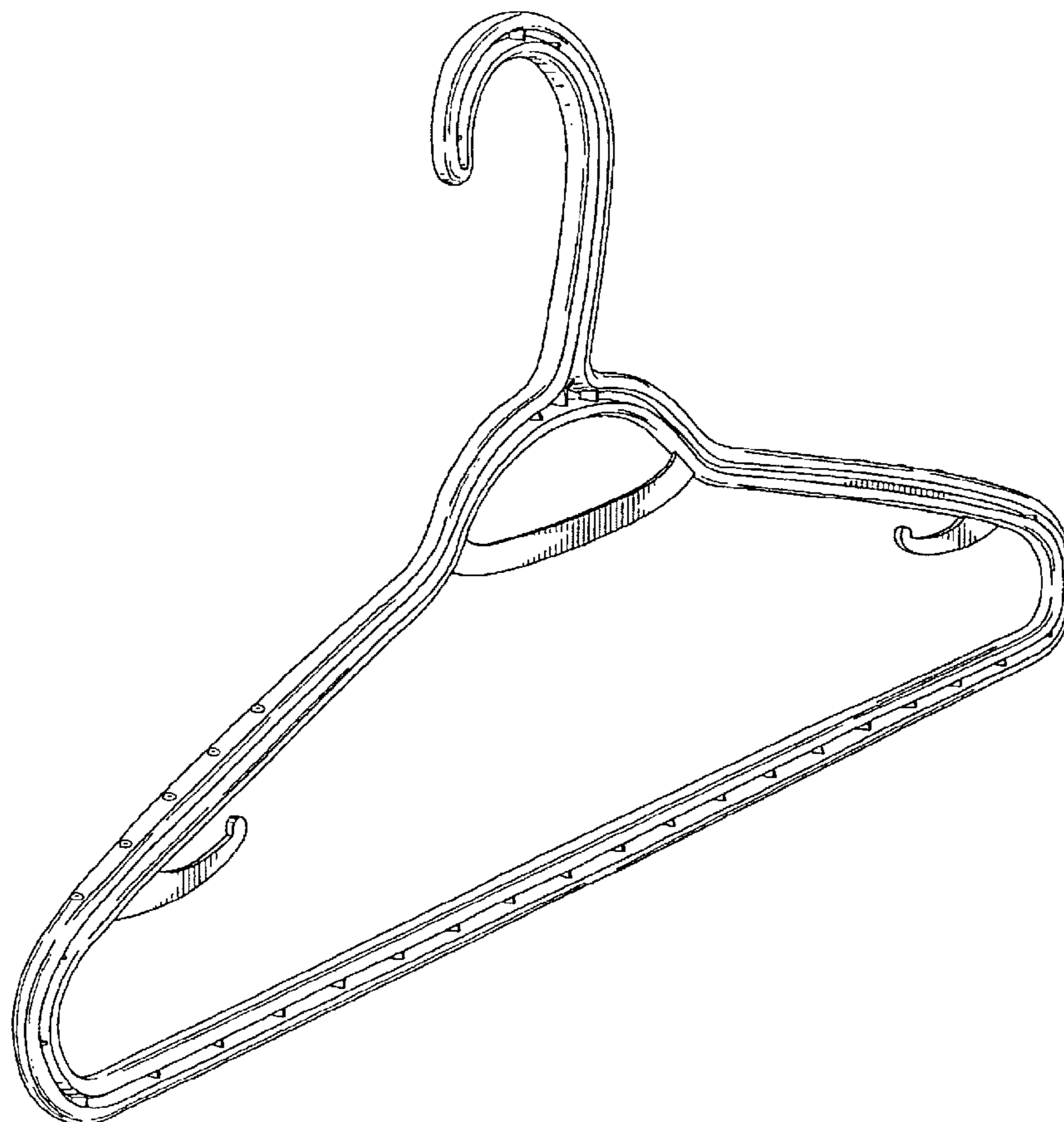
(57) **CLAIM**

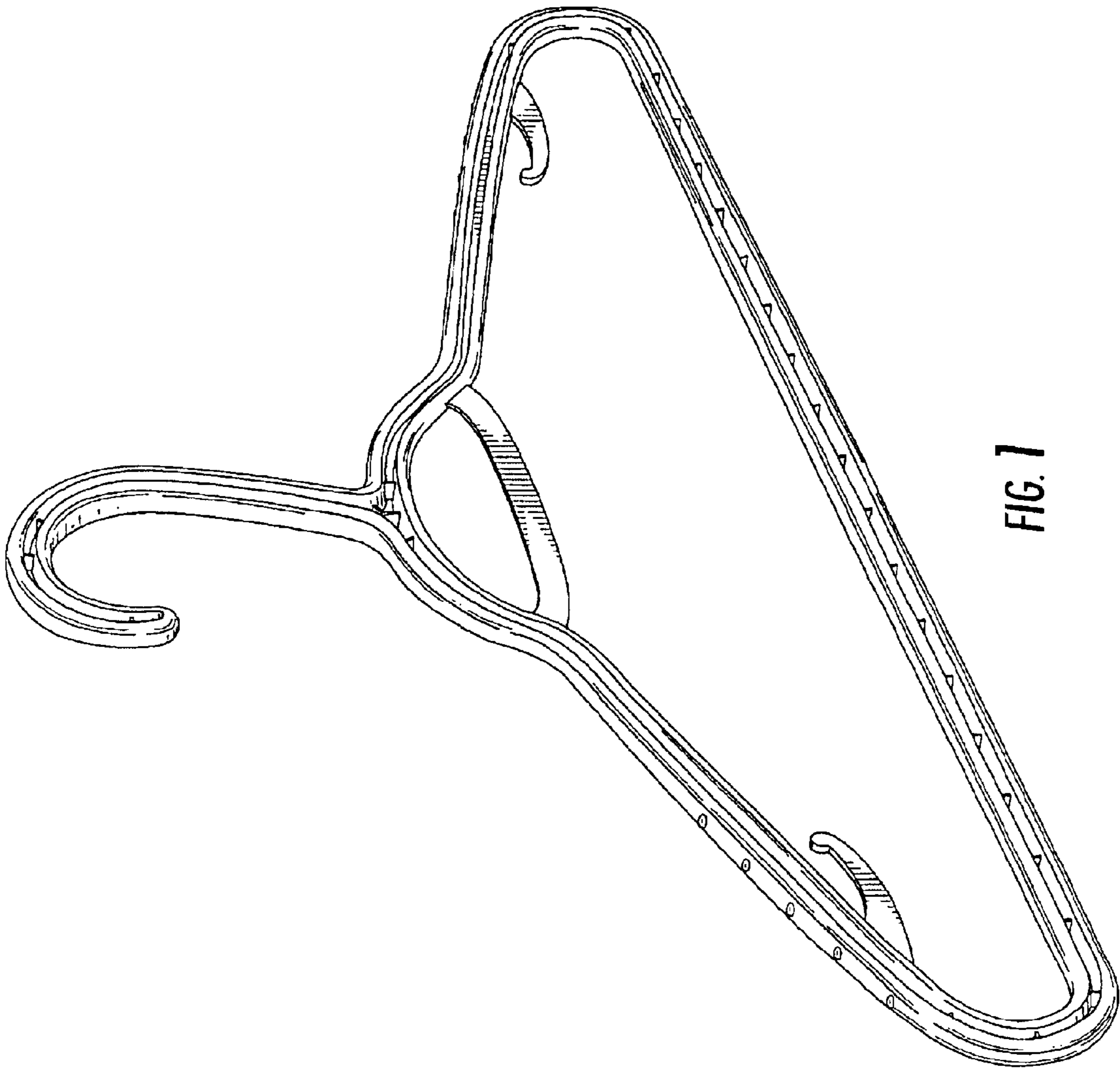
The ornamental design for a coat hanger, as shown and described.

DESCRIPTION

FIG. 1 is a perspective view of a coat hanger, showing our new design;
FIG. 2 is a front view thereof;
FIG. 3 is a right-side view thereof;
FIG. 4 is a rear view thereof;
FIG. 5 is a left-side view thereof;
FIG. 6 is a top view thereof; and,
FIG. 7 is a bottom view thereof.

1 Claim, 6 Drawing Sheets





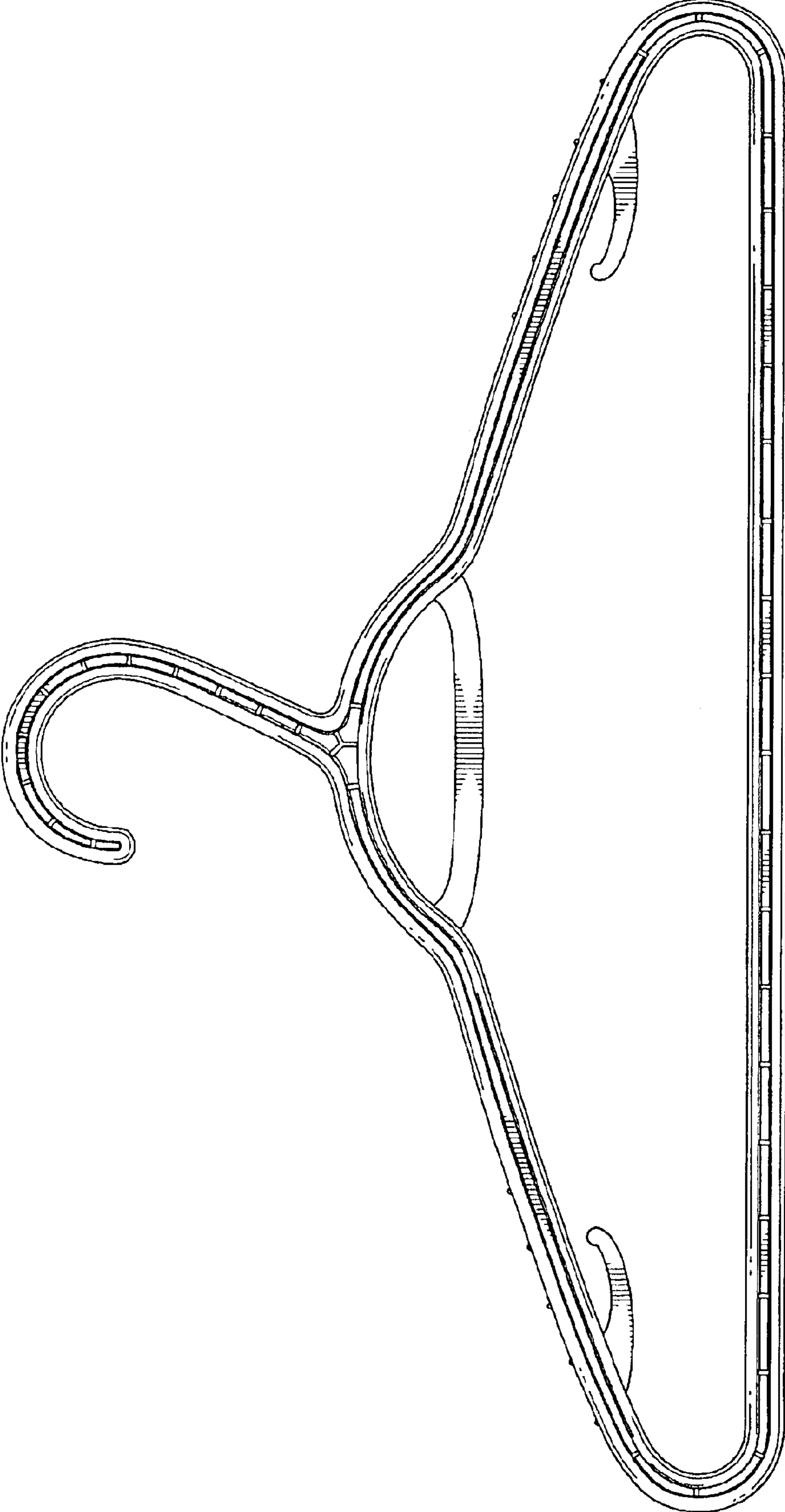


FIG. 2



FIG. 3

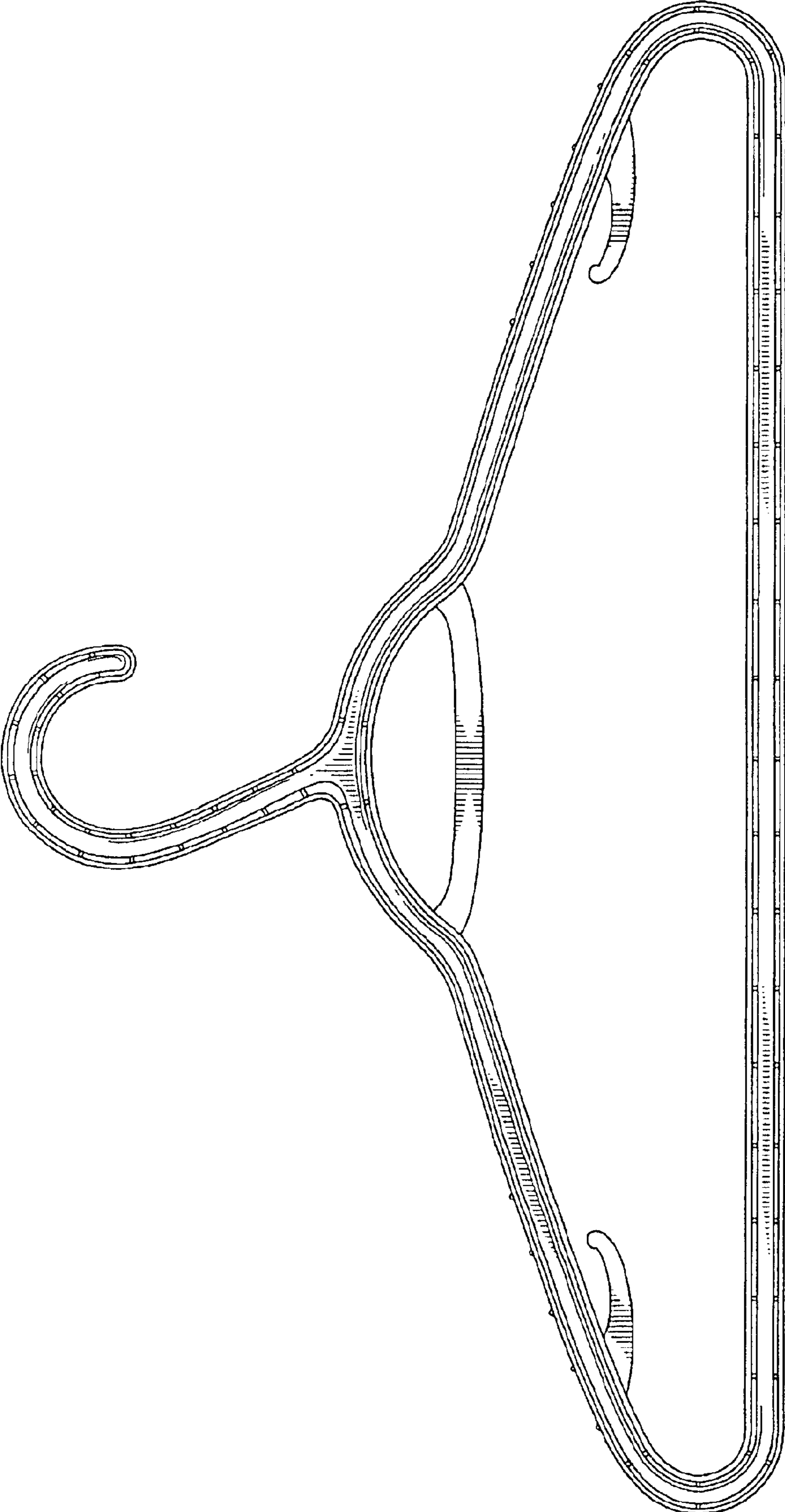


FIG. 4



FIG. 5



FIG. 6



FIG. 7