

US00D501092S

(12) **United States Design Patent**
Mainetti

(10) **Patent No.:** **US D501,092 S**
(45) **Date of Patent:** **** Jan. 25, 2005**

(54) **GARMENT HANGER**

(75) Inventor: **Mario Mainetti**, Valdagno (IT)

(73) Assignee: **Mainetti (UK) Limited**, Roxburghshire (GB)

(**) Term: **14 Years**

(21) Appl. No.: **29/170,548**

(22) Filed: **Nov. 7, 2002**

(30) **Foreign Application Priority Data**

May 14, 2002 (GB) 3003640

(51) **LOC (7) Cl.** **06-08**

(52) **U.S. Cl.** **D6/318**

(58) **Field of Search** D6/315, 318-319,
D6/326, 328; 24/499; 211/86.01, 113; 223/85,
90-93, 95-96, DIG. 2

(56) **References Cited**

U.S. PATENT DOCUMENTS

D124,556 S * 1/1941 Rhodes D6/318
2,370,391 A * 2/1945 Bolten et al. 223/92
2,665,828 A * 1/1954 Jacob 223/92
3,067,917 A * 12/1962 Reller et al. 223/91

4,653,678 A * 3/1987 Blanchard et al. 223/85
D441,203 S * 5/2001 Giustini D6/328
6,758,379 B1 * 7/2004 Elwell 223/85
2001/0016994 A1 * 8/2001 Gouldson et al. 40/322
2003/0183665 A1 * 10/2003 Olk et al. 223/85

* cited by examiner

Primary Examiner—Nanda Bondade

Assistant Examiner—Daniel Bui

(74) *Attorney, Agent, or Firm*—Jack Schwartz & Associates

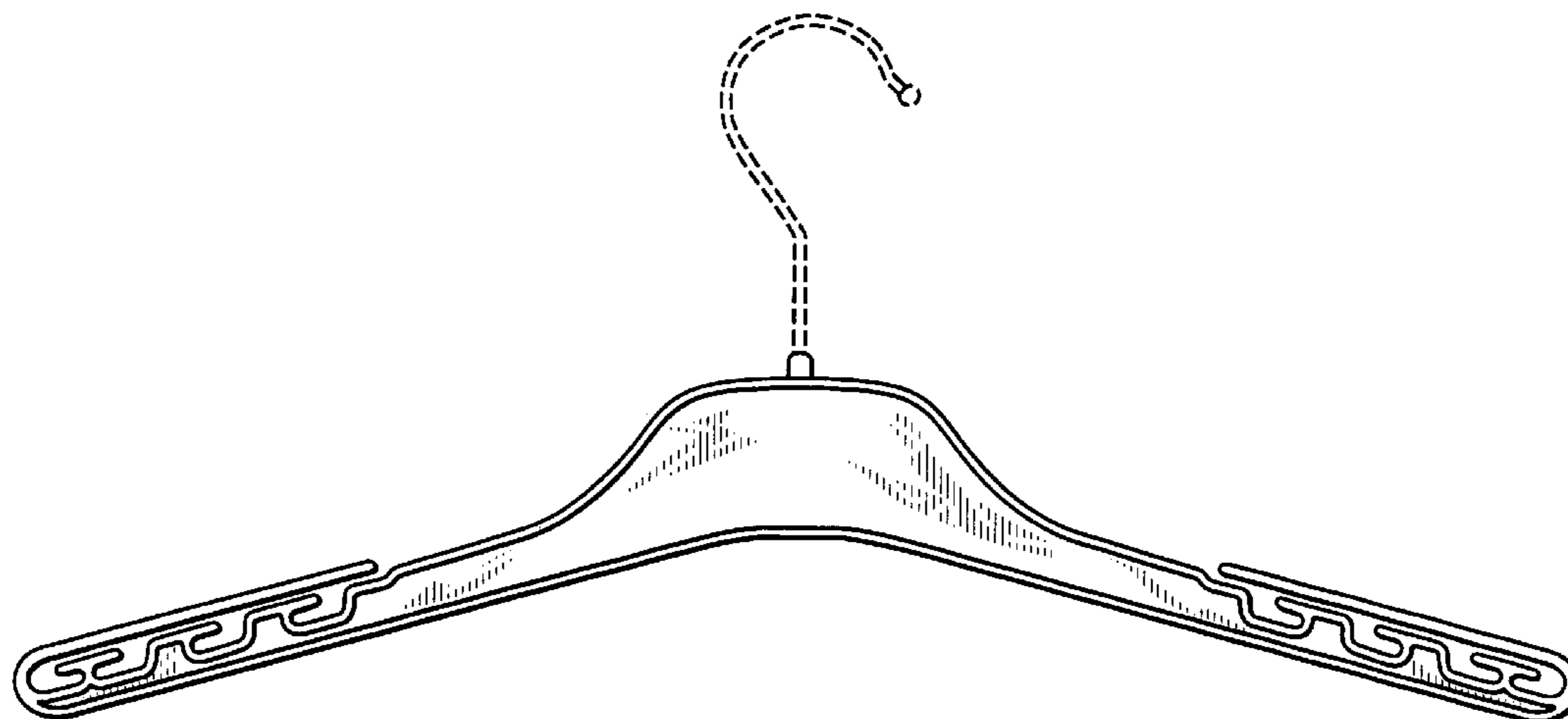
(57) **CLAIM**

The ornamental design for a garment hanger, as shown and described.

DESCRIPTION

FIG. 1 is a front elevation view of a garment hanger, showing my new design;
FIG. 2 is a right side elevation view thereof;
FIG. 3 is a bottom plan view thereof;
FIG. 4 is a back side elevation view thereof;
FIG. 5 is a top plan view thereof; and,
FIG. 6 is a left right side elevation view thereof.
The broken line showing of the environment is for illustrative purposes only and forms no part of the claimed design.

1 Claim, 6 Drawing Sheets



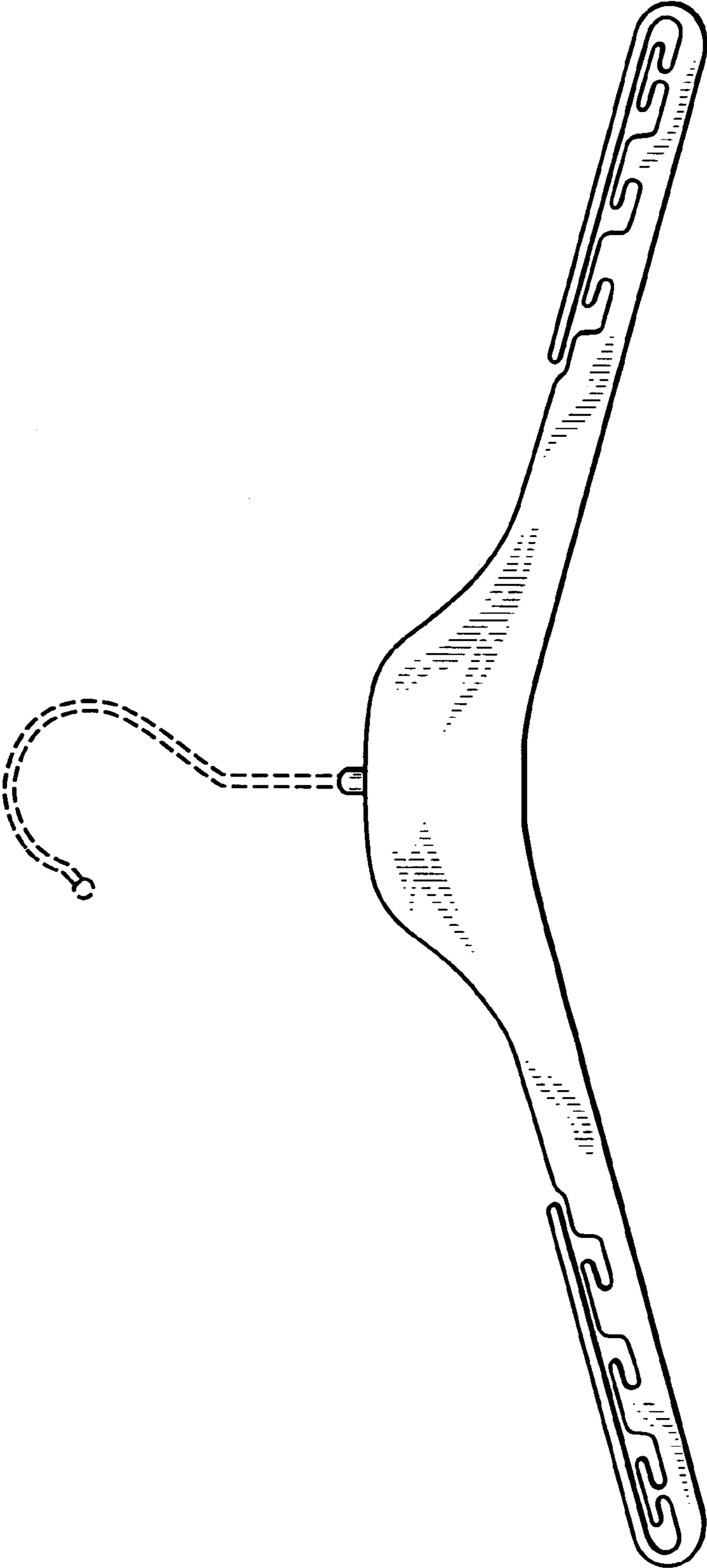


FIG. 1



FIG. 2



FIG. 3

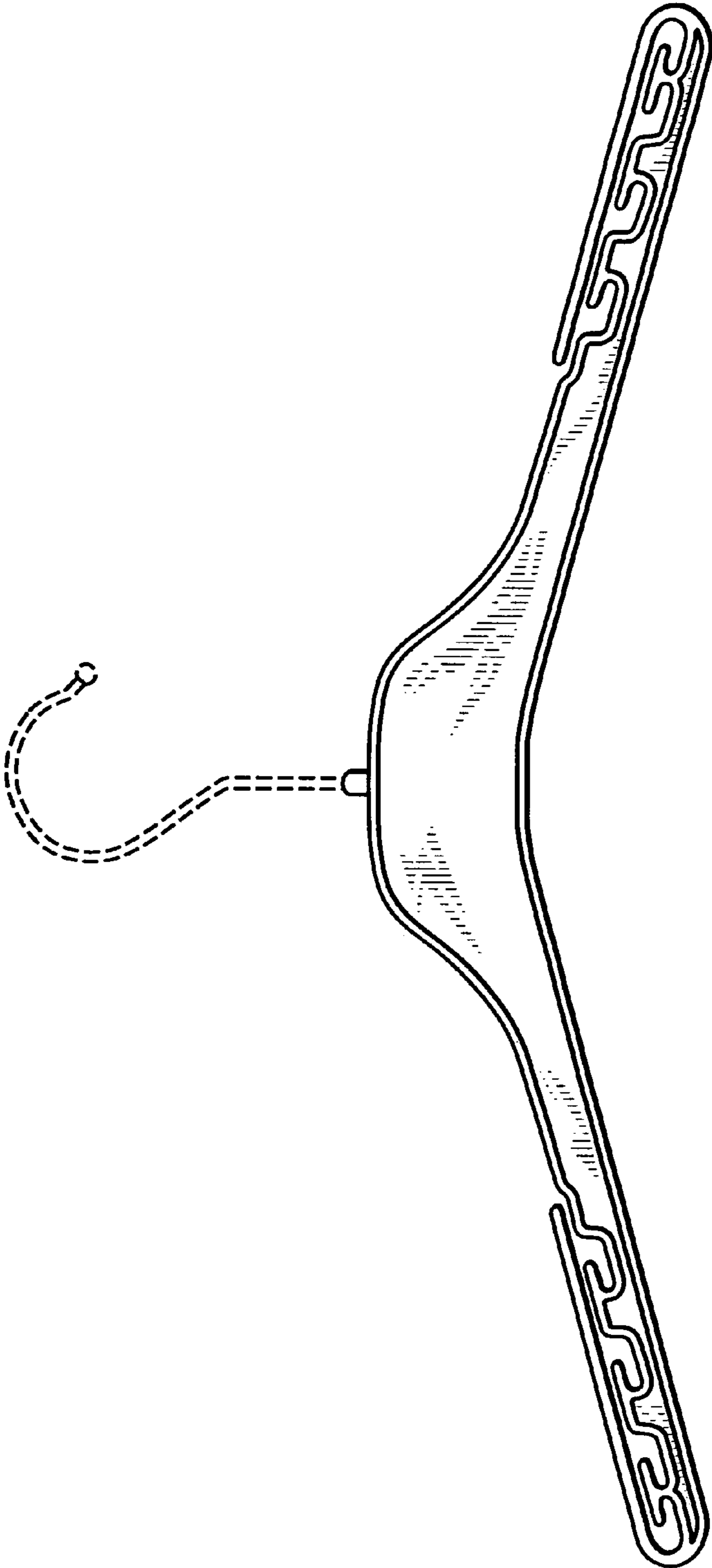


FIG. 4



FIG. 5



FIG. 6